



Get Started with Pearson Mastering Physics and Inclusive Access

PHYS 2020
Spring 2022
Professor Duker



Your Local Pearson Team:

Ashley McPherson

Pearson Representative

ashley.mcpherson@pearson.com

Saleem Abu-Tayeh

Pearson Campus Ambassador

UVA Student

sa6km@virginia.edu





Using a Pearson product? MyLab, Mastering, Revel or Inclusive Access

Join your local Pearson campus team to get LIVE help with online registration.

Don't miss out on your chance to win \$250

Snap the QR Code, fill out the form,
and you'll be automatically entered to win
one of five \$250 Amazon.com Gift Cards.

Join us on campus or virtually:

DATE: Wednesday, January 19th

TIME: 10:00-1:00 PM EST

LOCATION: Second Floor of Bookstore

DATE: Thursday, January 20th

TIME: 2:00-3:00 PM EST

LOCATION: Second Floor of Bookstore **OR**

VIRTUAL: Zoom Meeting ID: 996 3211 6162

<https://pearson.zoom.us/j/99632116162?pwd=U0xnTU9EMitHMzRkMFNGRS9Ub1BJZz09>

DATE: Monday, January 24th

TIME: 10:00-11:30 AM EST

VIRTUAL: same as above Zoom Meeting ID: 996 3211 6162



Having Technical Issues, Get Help Immediately at the QR Code below:

Looking for college tips & tricks (and other contests)?

Follow PearsonStudents on YouTube and Pearson_Plus on Instagram for college and career readiness tips and tricks, contests, promos and more.

Pearsonstudents | #pearsonstudents

Pearson+ | @pearson_plus | #pearson+



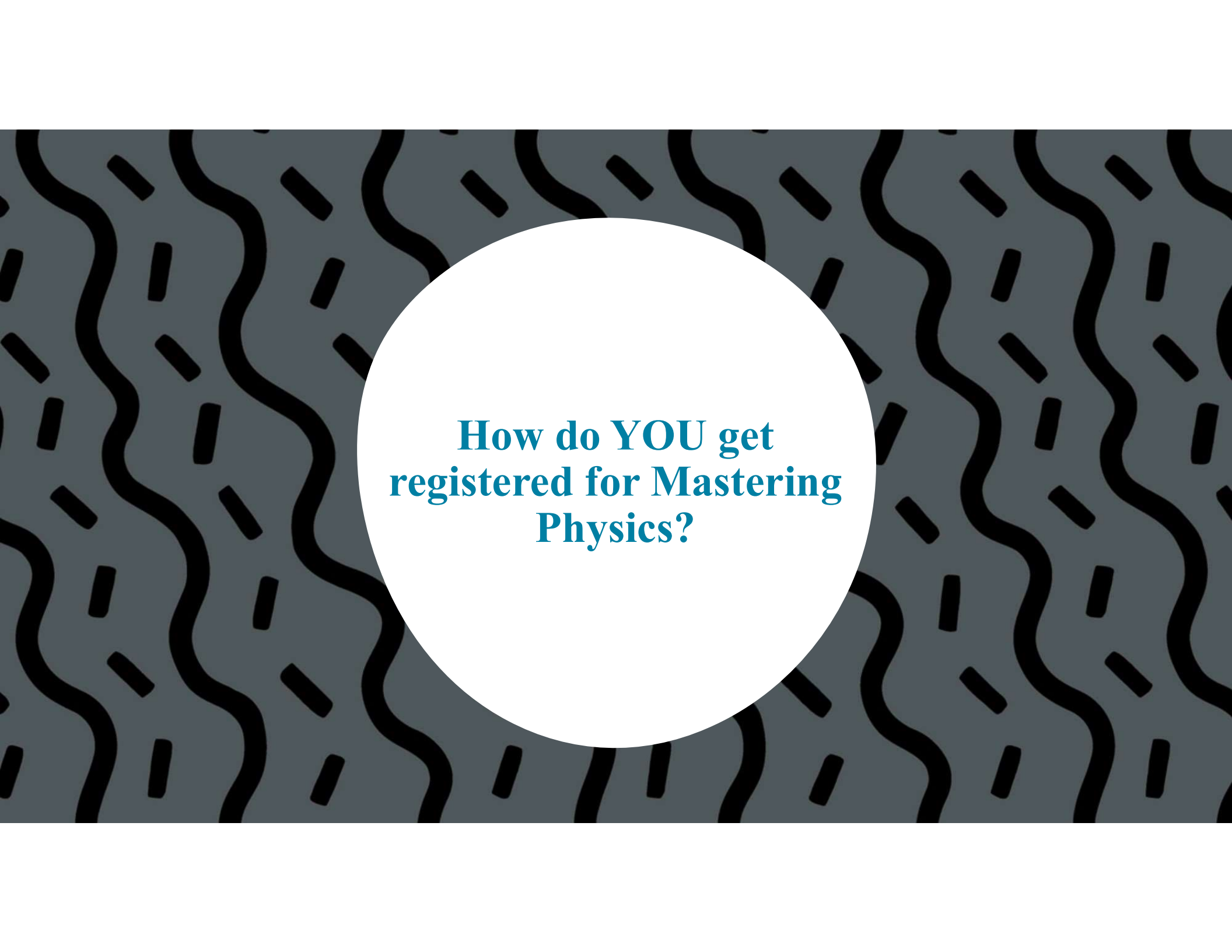
Welcome to First Day of Class

- What is Inclusive Access?
- How to register your access code?
- Using your course materials
- Support your success

The screenshot shows the Pearson Revel website homepage. At the top left is the Pearson Revel logo. The main heading is "Learning reimaged" in a large, white font. Below it is a sub-headline: "Revel is an interactive learning environment designed for how you want to teach — and how your students want to learn." A white "Learn more" button is positioned below the sub-headline. On the right side, there is a "Sign In" section with the text "Already registered? Sign in with your Pearson account." and a "Sign in" button. Below that is a "Get Started" section with the text "Need access? Start here!" and two buttons: "Student" and "Educator". At the bottom, there are two teal-colored navigation bars. The left bar is labeled "Educators" and contains links for "Core Features", "Enhanced Features", "Browse Products", and "Training & Support". The right bar is labeled "Students" and contains links for "Mobile App", "Get Started", and "Support". The background of the page features a photograph of a young woman with dark hair, wearing a black jacket and white earbuds, smiling and looking to the right.

What is Inclusive Access?





**How do YOU get
registered for Mastering
Physics?**

Step 1: Access Code from UVA for Mastering in Inclusive Access

There are multiple places you can locate your access code and information about the Inclusive Access program for this course.

Option 1: You will receive an email like the one below that will include an access code.

Option 2: Login to your Collab Course – Locate UVA Bookstore Inclusive Access – Click REVEAL CODE

Note: This is also where you can OPT out if you are buying materials through another provider.

It's the same access code just located for you in two places.

Have a good summer session!

UVA Inclusive Access Team

Click the following link to visit your Inclusive Access materials list (this is not a link to access course materials directly):

[Redacted link]

Access Your Course Materials!

You can access your materials by visiting the URLs below and entering your access code (if you haven't already entered it)

Term/Session Name: [Redacted]

Course: [Redacted]

Title: [Redacted]

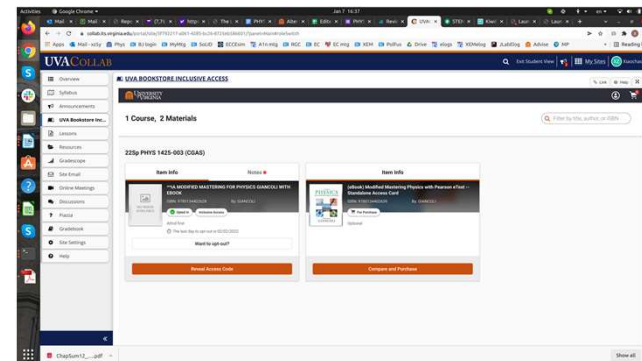
Price: [Redacted]

Access Length: [Redacted]

Opt-out Deadline: [Redacted]

Access Code: [Redacted]

URL: <https://www.pearsonmylabandmastering.com/northamerica/students/get-registered/index.html>



Get Started - Step 2

After you have copied and pasted your access code, you will follow these steps:

1. Go to www.pearsonmylabandmastering.com
2. Select Register- Student
3. Put in the Course ID: (this is unique to your instructor and term)

Course ID: dukes17529

Ready to register for MyLab or Mastering?

You'll need these 3 things to get started:

- ✓ Your instructor's Course ID, which will link you directly into the right course. A Course ID looks something like this: professor12345. Don't have a Course ID?
- ✓ Your email address
- ✓ An access code, credit card, or PayPal

Enter your course ID, provided by your instructor

Course ID

Are you using MyLab or Mastering for Blackboard, Canvas, Brightspace, or Moodle?
If so, register from your learning management system course. [Here's how.](#)

Get Started - Step 3

You will select to either use an existing Pearson account (from another class) or create a new account

Please note, this does not exempt you from needing an access code (from Collab) to register.

The screenshot shows two main sections side-by-side. On the left, under the heading 'Register' (highlighted with a red box labeled '#1'), there is a section titled 'Sign In with Your Pearson Account'. Below this heading is the text 'Your account gives you access to your Pearson online courses and products.' There are two input fields: 'Username' with the placeholder text 'Pearson username' and 'Password' with the placeholder text 'Pearson password'. Below these fields is a blue 'Sign In' button and a link that says 'Forgot your username or password?'. On the right, under the heading 'Create a Pearson Account' (highlighted with a red box labeled '#2'), there is the text 'If you don't already have an account, create one.' Below this is a blue 'Create' button and a link that says 'Not sure if you have an account?'.

Get Started - Step 4

You will select “Access Code” and use the code you copied from Collab to finish your registration.

Then you will be billed by the University your course fee for the access codes.

NOTE: This is where you use the access code in your email or Collab course! It gives you access to MasteringPhysics with e-Book for 18 weeks

If you choose to purchase access else where please be sure to OPT OUT from the Inclusive Access program so you are not charged. Your email from UVA will give you the deadline to OPT OUT.

Register

Select an Option

Use an Access Code

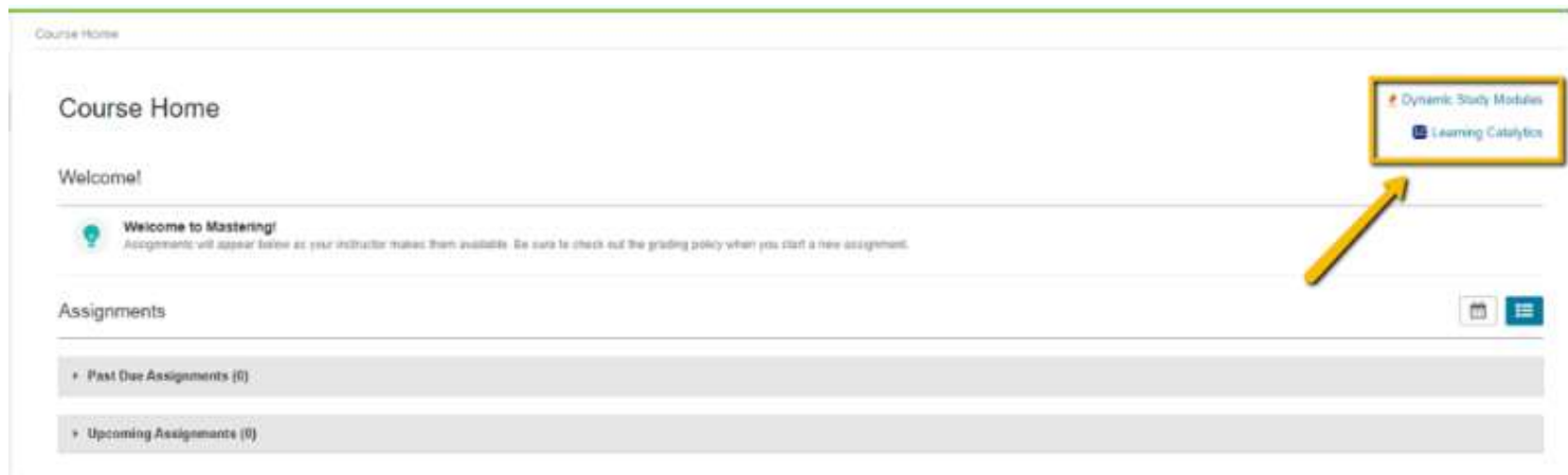
A prepaid access code might come with your textbook or in a separate kit.

Access Code



Learning Catalytics: Registration

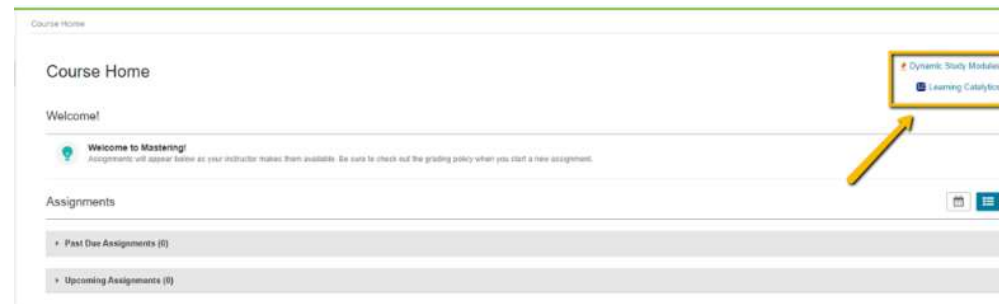
You **MUST** activate your account **THROUGH** Mastering, your access is included in the cost of MasteringPhysics



Learning Catalytics: Using in Class

Directions only AFTER you've registered through Mastering

Option 1: Through Mastering – Course Home (if on laptop)



Option 2: Through www.learningcatalytics.com (if on phone)- use your Mastering login.




Pearson+ eText (within Mastering and Free App)

- Pearson+ eText Features:

- Highlight
- Note Organization
- Exporting Notes
- Study Tools

- Download free Pearson+ app to any Android/Apple Device

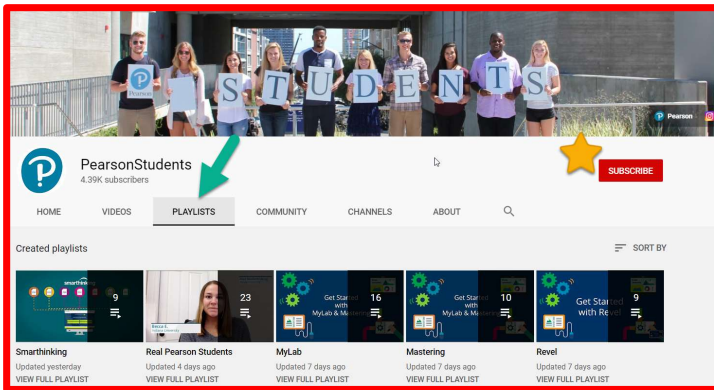


Tips for Success:

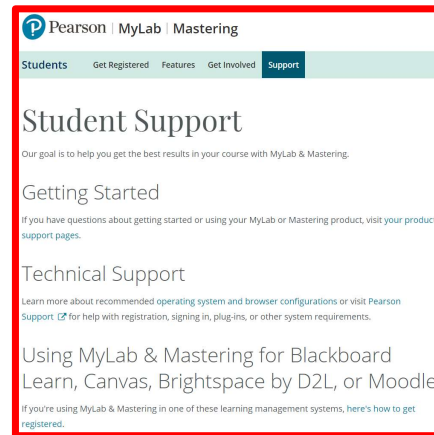
- **Browsers:**
- ONLY USE CHROME, FIREFOX or SAFARI



- **Subscribe to Pearson Students YouTube Channel:**



- **Student Support Site**



- **Accessibility** – be sure to start with the accessibility office on campus.
- *Note: accessibility link available on Mastering site for additional help*

**If you need to contact Tech
Support for help, please scan
this code**



You'll be taken to a survey to fill out your information and then see icons to select how you want to interact with Support. Please include your information so they can quickly help you!

Need Help?

Visit

<https://support.pearson.com/getsupport/s/>

Go to: "Get Started" under "Students"

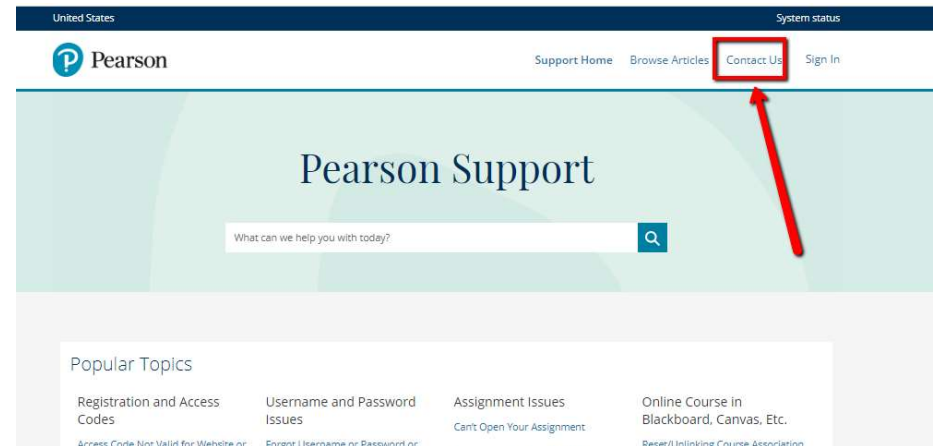
Here you will find:

- Helpful videos
- Frequently Asked Questions
- System Requirements
- A "Getting Started" guide

Need more help?

You can visit our Pearson Revel Support site at:

<http://support.pearson.com/getsupport>



ALWAYS LEARNING