

Table Of Contents

Introduction:	
• General Information	2
• Assembly Tips	6
• Technical Information	9
15 Series:	
• T-Slotted Extrusion Profiles	15
• Machining Services	27
• Fasteners	35
• Brackets (Corner Brackets, Joining Plates, 45° Supports)	49
• Hinges	75
• Linear Motion	91
• Accessories	101
• Floor-to-Frame (Leveling Feet, Casters, Base Plates)	119
13 Series Accessories	
• Casters	132
• Leveling Feet	136
• Panels/Wire Mesh	137
• Handles	146
• Structural Shapes	154
10 Series:	
• T-Slotted Extrusion Profiles	161
• Machining Services	169
• Fasteners	175
• Brackets (Corner Brackets, Joining Plates, 45° Supports)	185
• Hinges	207
• Linear Motion	223
• Accessories	227
• Floor-to-Frame (Leveling Feet, Casters, Base Plates)	237
40 Series Extrusions & Accessories	247
Word Index	270
Part Number Index	272





T-Slotted Aluminum is a perfect replacement for guarding with light curtains!


Why? Take a look at the comparison below...

Faztek T-Slotted Guard w/ Door



Light Curtain Guarding System

Vs.



Save nearly 75% with Faztek!

Characteristics

- | | |
|--|---|
| <ul style="list-style-type: none"> • Easy assembly • Durable material • Completely modular • 8' x 8' guard sections • 4' access door • Safety interlock switch | <ul style="list-style-type: none"> • No modularity • Subject to accidental shut-off • Sensitive equipment • High repair costs • No E-Stop capability |
|--|---|

Materials

- | | |
|---|---|
| <ul style="list-style-type: none"> • Aluminum extrusions • Wire mesh panels • Safety interlock switch • Floor mount feet • Fasteners | <ul style="list-style-type: none"> • Transmitter • Receiver • Mirror • Power supply |
|---|---|

Cost

- | | |
|--|--|
| <ul style="list-style-type: none"> • \$870.95 | <ul style="list-style-type: none"> • Approximately \$3,400.00 |
|--|--|

Faztek Product Series

Faztek offers extrusions and components in four specific series - 10, 13, 15, and 40. Each series contains a grouping of compatible extrusion profiles, components, accessories and fasteners.

The following pages provide a general overview of each product series.

10 Series - 10 Series extrusions and components are primarily used for light-weight applications where heavy loads are not applied. Common product uses may include machine guards, small carts, racks, end of arm tooling, testing equipment and much more.


Part Number Prefixes

Prefix	Category
10AC	Accessories
10BP	Base Plates
10CB	Corner Brackets
10EX	Extrusions
10FA	Fasteners
10FAC	Combo Fasteners
10FF	Floor-To-Frame
10HI	Hinges
10JP	Joining Plates/Strips
10LM	Linear Motion
10MA	Machining Services
10MFA	Metric Fasteners
10QE	Smooth Extrusions
10SP	Supports
10SS	Structural Shapes

All 10 Series extrusion profiles share these characteristics:

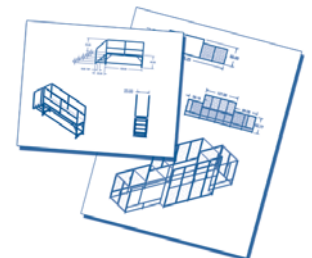
- Based on 1.00" increments
- 0.25" T-slot opening
- 0.50" center line
- Both smooth and alignment groove profiles available

FREE Design Assistance!



Faztek project designers are ready to help you with your project! Just give us a call and we will provide a complete bill of materials and 3D drawing based on your specifications.

- *Save Time*
- *Save Money*
- *Get the results you need from experienced designers*
- *Work one-on-one for accurate, reliable quotes*





15 Series - 15 Series extrusions and components are the most popular within the Faztek product line-up. Common product uses may include machine guards, perimeter guards, machine bases, testing equipment, conveyors, work stations, mezzanines, material handling units and much more.

Part Number Prefixes

Prefix	Category
15AC	Accessories
15BP	Base Plates
15CB	Corner Brackets
15EX	Extrusions
15FA	Fasteners
15FAC	Combo Fasteners
15FF	Floor-To-Frame
15HI	Hinges
15JP	Joining Plates/Strips
15LM	Linear Motion
15MA	Machining Services
15MFA	Metric Fasteners
15QE	Smooth Extrusions
15SM	Smooth Extrusions
15SP	Supports
15SS	Structural Shapes

All 15 Series extrusion profiles share these characteristics:

- Based on 1.50" increments
- 0.315 or 0.320" T-slot opening
- 0.75" center line
- Both smooth and alignment groove profiles available



Faztek can cut your extrusions to any length with a tolerance of +/- .015"

40 Series - 40 Series extrusions and components are based on metric units. This series is also commonly used for applications such as larger guarding projects, partitions, work stations and many others.

Part Number Prefixes

Prefix	Category
40AC	Accessories
40BP	Base Plates
40CB	Corner Brackets
40QE	Extrusions
40FA	Fasteners
40FF	Floor-To-Frame
40HI	Hinges
40JP	Joining Plates/Strips
40SP	Supports

All 40 Series extrusion profiles share these characteristics:


- Based on 40mm increments
- 8.13mm T-slot opening
- 20mm center line
- Smooth surface profile (no alignment grooves)




Grooved / Smooth Extrusion Profiles

Faztek offers T-slotted aluminum extrusions in both grooved and smooth profiles. Although both types are functionally the same, there are certain instances where a smooth profile may suit your application better than a grooved profile, and vice versa.

Smooth profiles are great for use in highly visual applications such as tradeshow displays, marketing displays, and advertising units. Other applications where cleanliness is a high priority are also best suited with smooth profiles, since there are no grooves to collect dust and debris. Some examples may include markets such as food, medical, agricultural and other similar industries.




Grooved Profile



Profiles with a "10EX" and "15EX" part number prefix are grooved profiles.

Smooth Profile



Profiles with a "15QE", "15SM", "10QE", and "40QE" part number prefix are smooth profiles (do not contain grooves).



Use METRIC fasteners with FRACTIONAL extrusion profiles!

Using metric assembly tools? Accustomed to metric fasteners?

Faztek offers a large selection of metric fasteners and T-nuts which are *compatible with all of our T-Slotted extrusions, even fractional profiles!*

Choose from metric:

- Screws
- Bolts
- Washers
- Anchor Fasteners
- End Fasteners
- T-nuts





Basic Assembly Tips

When assembling projects with Faztek extrusions and components, it is very important to “think ahead” and plan before starting your project. The time it takes to assemble depends greatly on the size and scope of your project; however a quick overview and basic planning can reduce time and eliminate the need to rework certain steps.

Please review the following information for help on assembling your project with Faztek framing components.

What Is Pre-Loading?

Pre-loading is a term used when describing a part (bracket, plate, etc.) which has been “loaded” with fasteners, usually a combination of screws and t-nuts. This is an important step which can save you time when assembling your project.

Pre-load Fasteners



Slide pre-loaded part into T-slot



Double and Triple T-Nuts

When possible, use double or triple economy T-nuts to save time and increase efficiency. These styles of T-nuts are not suitable for all applications, so look for the “FAST assembly” icons throughout the catalog for recommendations.

Double Economy T-nut



Triple Economy T-nut



Double and Triple Economy T-nuts are available for all Faztek series extrusions.

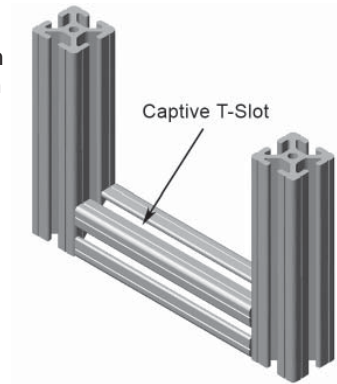


Captive T-Slots

Captive T-Slots are extrusion T-slots which have been closed off on each side due to the addition of other extrusions, accessories or any other component.

It is important that you think ahead when assembling your project to avoid closing a T-slot which must be open to accept additional fasteners and components. This is especially important when using T-nuts other than the drop-in style, which *can* be added to a captive T-slot.

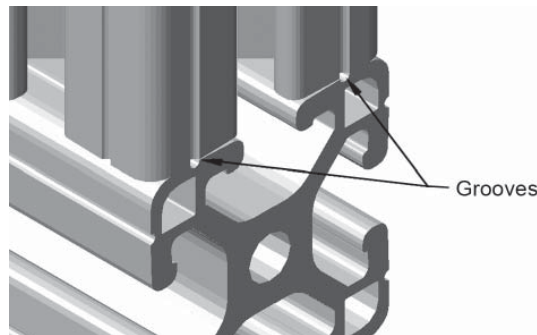
If using standard T-nuts, you may want to have a few extra drop-in T-nuts on hand in case of an “emergency” for quick fixes.



Captive T-Slot (no access from sides)

Aligning Extrusions

Aligning extrusions properly ensures a clean aesthetic look and proper assembly. When connecting extrusions, align the grooves on each profile to make a clean 90° connection. Grooves are not available on all profiles.



Aligning Extrusions with Grooves

Ball End Allen Wrench


When assembling extrusions using anchor fasteners, use a ball end allen wrench to allow tightening at an angle.





Use Soft Face Mallets


Use a soft face mallet when installing the following accessories:



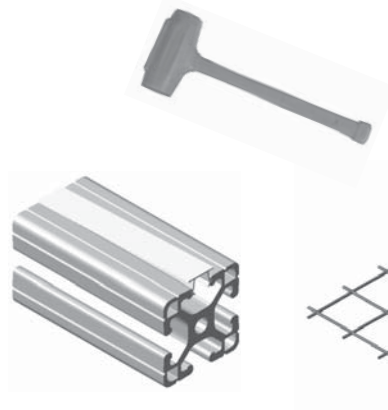
Door Track



Panel Stiffener



U-Shaped
Panel Gasket




T-Slot Cover



Wire Edging

Proper Torque

To get proper torque on fasteners, use an "L" wrench and a cheater pipe for greater leverage.




Rubber Gasket

When installing rubber panel gasket, start and finish with a 45° cut. Also snip the back surface when continuing through corners.



Panel Installation

Before installing panels with a protective covering, cut back the film approximately one inch around the perimeter to temporarily protect from scratches.



Rubber Door Seal

When installing rubber door seal, start one side in the T-slot and work your way toward the other end. Push firmly to ensure a proper fit.





Technical Information

Drop-Lock Feature

Faztek's T-Slotted aluminum extrusion profiles contain a slight taper from the extrusion face to the T-Slot center. This taper, called the "drop-lock", allows the extrusion to be drawn up to the mating surface causing it to act as a lock washer.

VIBRATION-PROOF

DROP-LOCK ANGLES	
EXTRUSION	ANGLE
"SM" PREFIX PROFILES	1.0°
"EX" PREFIX PROFILES	2.0°
"QE" PREFIX PROFILES	2.2°



"SM" Profiles



"EX" Profiles



"QE" Profiles






Extrusion Specifications

Tensile Strength.....	The point at which the material fractures - T6 = 30,000 psi minimum
Density.....	0.10 lb/in ³
Yield Strength.....	The point at which the material stretches - T6 = 25,000 psi minimum
Elongation.....	The difference between tensile and yield strength (how the material stretches)
	Elongation A10 (material up to .124 thick = 8%)
	Elongation A5 (material greater than .124 thick = 10%)
Rockwell hardness (Webster).....	E scale of E50
Flatness.....	.004" x W" (width of part)
Straightness.....	.010" x measured length (ft.)
Twist.....	(measured in degrees)
	10EX1010 = 1 x measured length (ft.)
	All other profiles larger than 10EX1010 = .500 x measured length (ft.)
Alloy F25.....	Consists of aluminum, magnesium and silicon
Modulus of Elasticity.....	10,000,000 lbs/sq in.

Melting point of 6063-T6 aluminum is between 1140° F and 1210° F
 6063-T6 aluminum begins to soften at 400° F. Once aluminum is softened, it remains in that state.

Saw Blade / Coolant Recommendation

The recommended blade for cutting T-slotted aluminum extrusions is a high-speed steel blade with carbide tipped teeth. The tip configuration should either be a triple chip or double chip tooth design. The recommended number of teeth on a blade is between 60 and 72. When cutting aluminum, the blade must be cooled for the purpose of finish as well as blade loading. Vegetable oil based coolant is recommended.

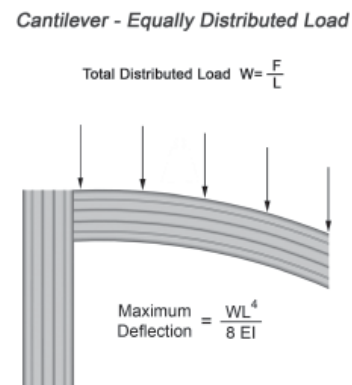
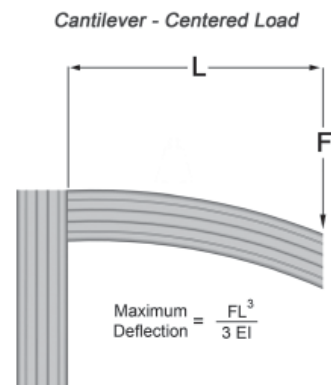
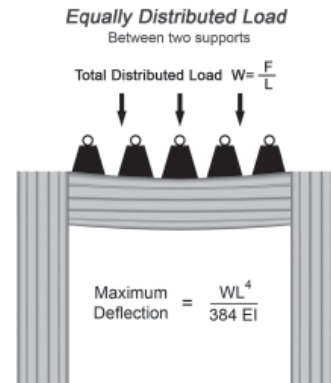
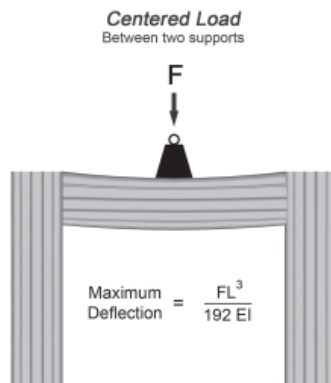
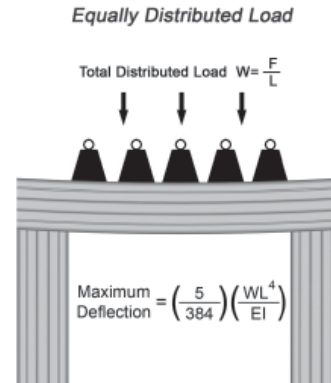
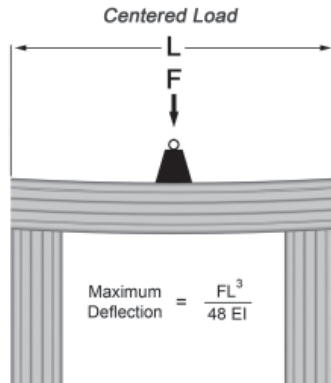


Let Faztek cut your extrusions!

- Cut to any length with a tolerance of +/- .015"
- Clean, precise cuts
- Extrusions are washed and deburred after cutting



Extrusion Deflection Information



Legend

L = length of extrusion (in)

E = modulus of elasticity (10,000,000)

I = moment of inertia (given in extrusion tables for each profile in catalog)

W = weight of load (lbs)

D = deflection (in)





Pressurizing The Center Cavity

Use the following values to calculate the area in cu/in. when pressurizing the center cavity of an extrusion.

Extrusion	Value
10EX1020	0.375 sq/in
10EX2020	1.587 sq/in
10EX2040	Use formula above for each cavity
15EX1530	0.814 sq/in
15EX3030	3.626 sq/in
15EX3060	Use formula above for each cavity
Volume (cu/in) = constant value (sq/in) X length of extrusion	

Example:

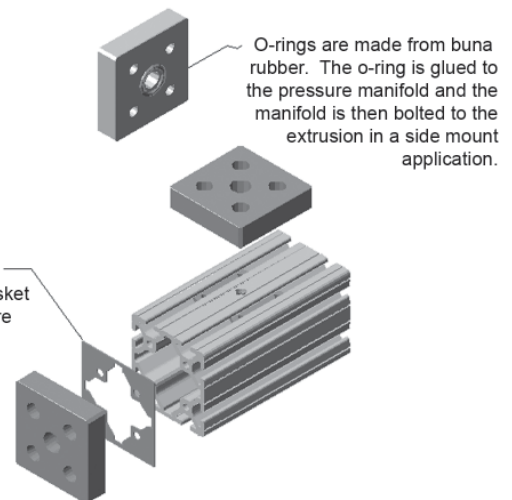
- What is the area for a 15EX3030 measuring 32.00 long?

Volume (cu/in) = 3.626 x 32.00

Volume (cu/in) = 116.032 cu/in



The center cavities of some T-slotted extrusions can be pressurized up to **150 p.s.i** - creating a clean, integrated pressure manifold. Connect valves, actuators, air lines for tools and much more directly to your work bench or workstation.

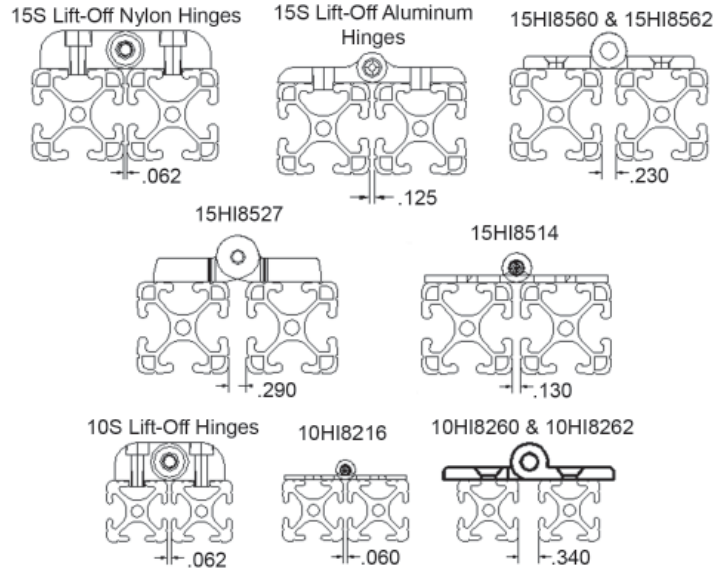


See page 114 for pressure manifolds

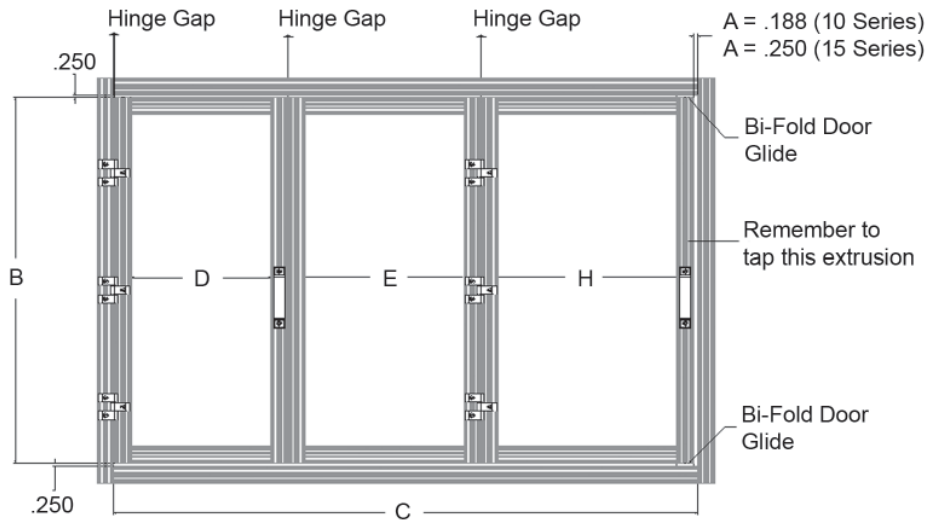


Door Sizing Calculations

When designing a door with hinges, please use the following information to ensure proper fitting.



Tri-Fold Doors

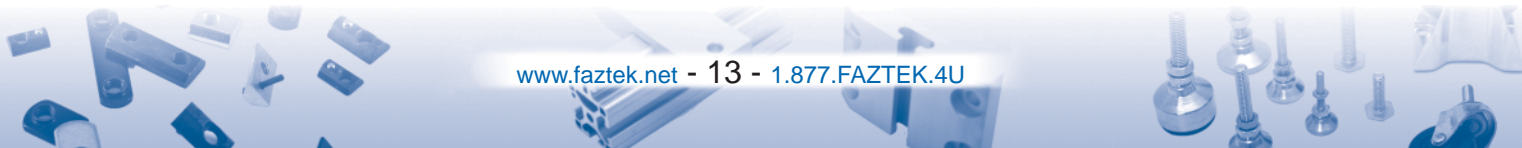


Narrow Door (D) $D = \frac{C - ((\text{Hinge Gap} \times 3) + A + (G \times 6))}{3} - F$

Middle Door (E) $E = D + F$

Wide Door (F) $H = E + F$

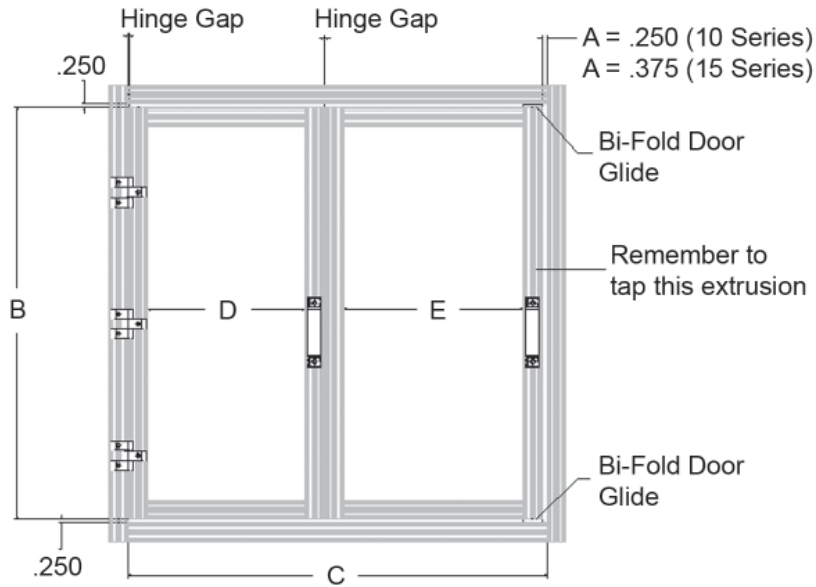
Legend	
A	= Open End Door Gap
B	= Inside Frame Dimensions (height)
C	= Inside Frame Dimensions (width)
D	= Narrow Door
E	= Wide Door
F	= 1.125 (10 series); 1.75 (15 Series)
G	= Extrusion Width





Door Sizing Calculations

Bi-Fold Doors

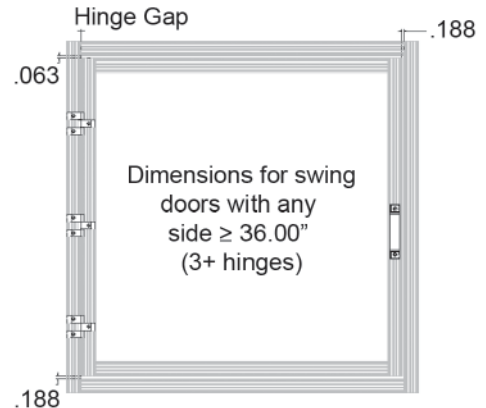
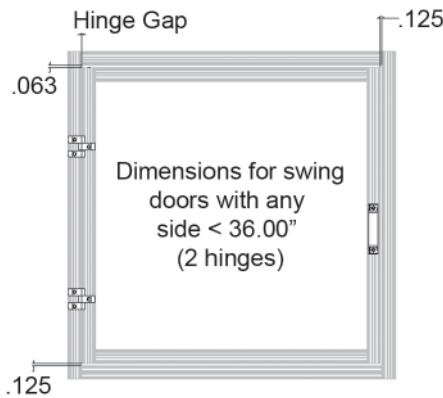


Narrow Door (D) $D = \frac{C - (\text{Hinge Gap} + \text{Hinge Gap} + A + F)}{2} - (G \times 2)$

Wide Door (F) $E = D + F$

Legend	
A	= Open End Door Gap
B	= Inside Frame Dimensions (height)
C	= Inside Frame Dimensions (width)
D	= Narrow Door
E	= Wide Door
F	= 1.125 (10 series); 1.75 (15 Series)
G	= Extrusion Width

Standard Swing Doors





Section 1

15 Series Extrusions



Faztek's 15 Series product line is the most popular and versatile category of T-Slotted aluminum extrusions. Ranging from the very popular 1.5" x 1.5" profiles to the heavy-duty 3.0" x 6.0" profiles, these extrusions offer a solution to various needs. Common applications include machine guards, work stations, machine bases, perimeter guards, material carts, test stands and just about anything else you can imagine.

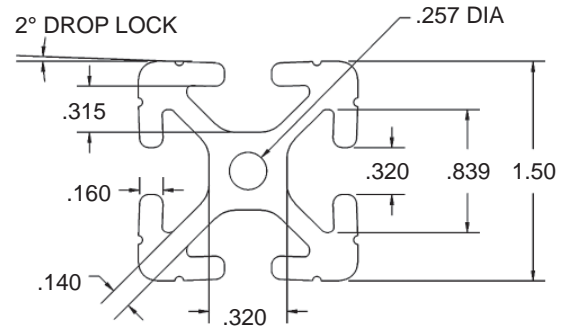
All T-Slotted extrusions from Faztek are made from high quality 6063-T6 aluminum have a clear anodize finish. The following pages contain specific information on each 15 Series profile.



15EX1515

1.5" X 1.5" T-SLOTTED ALUMINUM EXTRUSION

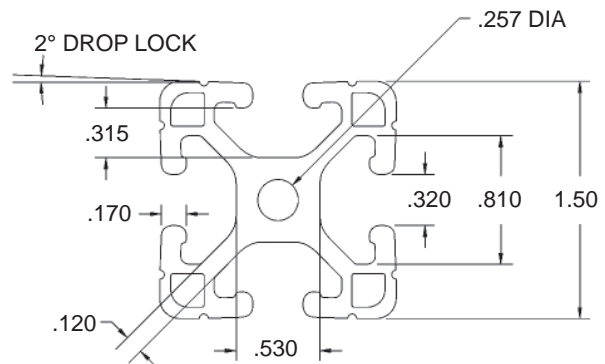
15EX1515 T-SLOTTED EXTRUSION	
MATERIAL	6063-T6
FINISH	CLEAR ANODIZE
	204R1 / .0004dp
SURFACE HARDNESS	250HV
WEIGHT PER FOOT	1.356 LBS
STOCK LENGTHS	97" +/- .125
	145" +/- .125
	194" +/- .125
MOMENT OF INERTIA	IX = .2511 ⁱⁿ⁴
	IY = .2511 ⁱⁿ⁴
ESTIMATED AREA	1.130 SQ. IN.



15EX1515L

1.5" X 1.5" LITE T-SLOTTED ALUMINUM EXTRUSION

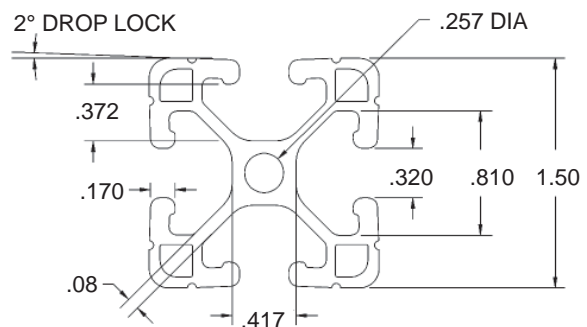
15EX1515L T-SLOTTED EXTRUSION	
MATERIAL	6063-T6
FINISH	CLEAR ANODIZE
	204R1 / .0004dp
SURFACE HARDNESS	250HV
WEIGHT PER FOOT	1.092 LBS
STOCK LENGTHS	97" +/- .125
	145" +/- .125
	194" +/- .125
MOMENT OF INERTIA	IX = .1861 ⁱⁿ⁴
	IY = .1861 ⁱⁿ⁴
ESTIMATED AREA	0.910 SQ. IN.



15EX1515UL

1.5" X 1.5" ULTRA-LITE T-SLOTTED ALUMINUM EXTRUSION

15EX1515UL T-SLOTTED EXTRUSION	
MATERIAL	6063-T6
FINISH	CLEAR ANODIZE
	204R1 / .0004dp
SURFACE HARDNESS	250HV
WEIGHT PER FOOT	.936 LBS
STOCK LENGTHS	97" +/- .125
	145" +/- .125
	194" +/- .125
MOMENT OF INERTIA	IX = .1802 ⁱⁿ⁴
	IY = .1802 ⁱⁿ⁴
ESTIMATED AREA	0.780 SQ. IN.



Not recommended for use with:

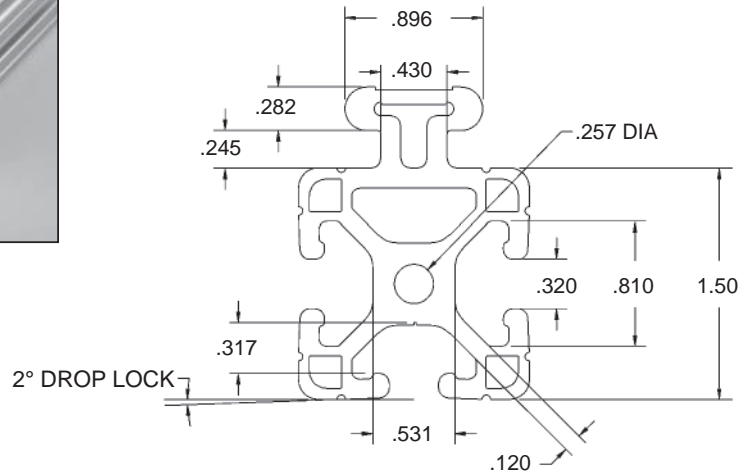

- Drop-in t-nuts w/ alignment ball
- Drop-in t-nuts w/ set screw
- U-shaped panel gasket
- Leveling feet with thread larger than 5/16-18



15LG1515L

1.5" X 1.5" LITE T-SLOTTED ALUMINUM LINEAR GUIDE EXTRUSION

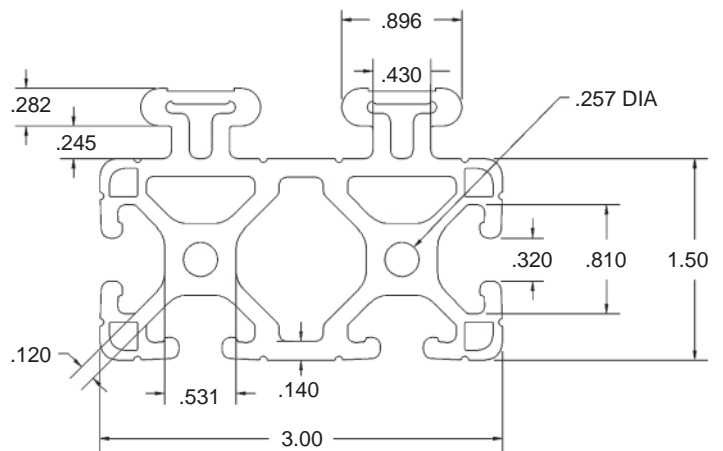

15LG1515L T-SLOTTED EXTRUSION	
MATERIAL	6063-T6
FINISH	CLEAR ANODIZE
	204R1 / .0004dp
SURFACE HARDNESS	250HV
WEIGHT PER FOOT	1.404 LBS
STOCK LENGTHS	97" +/- .125
	145" +/- .125
MOMENT OF INERTIA	IX = .2070 ⁱⁿ⁴
	IY = .4190 ⁱⁿ⁴
ESTIMATED AREA	1.194 SQ. IN.



15LG1530L

1.5" X 3.0" LITE T-SLOTTED ALUMINUM LINEAR GUIDE EXTRUSION

15LG1530L T-SLOTTED EXTRUSION	
MATERIAL	6063-T6
FINISH	CLEAR ANODIZE
	204R1 / .0004dp
SURFACE HARDNESS	250HV
WEIGHT PER FOOT	1.404 LBS
STOCK LENGTHS	97" +/- .125
	145" +/- .125
MOMENT OF INERTIA	IX = .2070 ⁱⁿ⁴
	IY = .4190 ⁱⁿ⁴
ESTIMATED AREA	1.194 SQ. IN.



With a completely new approach to linear motion, Faztek has successfully integrated a "T-Rail" into a T-Slotted aluminum extrusion. The result? An efficient linear motion system built right into the frame of your project while allowing use of the other t-slots.

Choose from a variety of aluminum bearings, ranging from 1.5" to 6.0" or a heavy duty version with a locking handle.

Perfect for sliding doors, pick and place units, digital length systems, sorting machines and more!



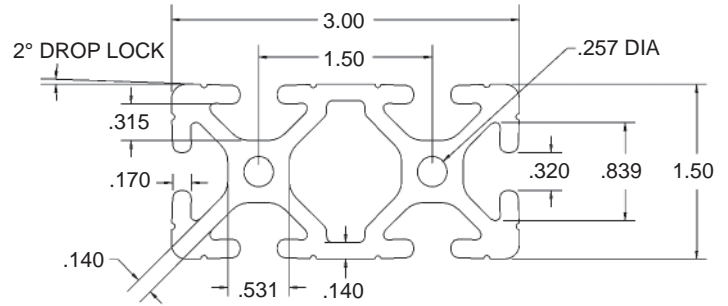

See page 93 for bearing information



15EX1530

1.5" X 3.0" T-SLOTTED ALUMINUM EXTRUSION

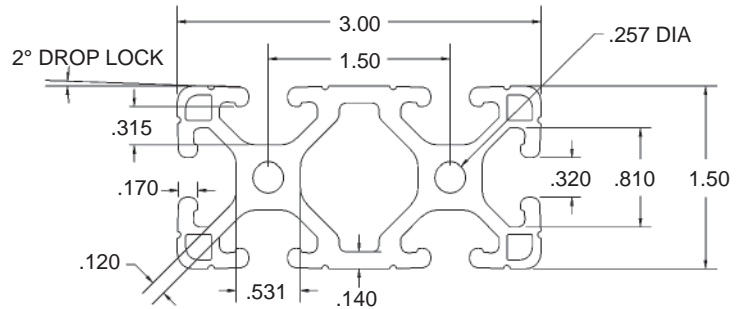

15EX1530 T-SLOTTED EXTRUSION	
MATERIAL	6063-T6
FINISH	CLEAR ANODIZE 204R1 / .0004dp
SURFACE HARDNESS	250HV
WEIGHT PER FOOT	2.386 LBS
STOCK LENGTHS	97" +/- .125
	145" +/- .125
MOMENT OF INERTIA	IX = .4816 ⁱⁿ⁴
	IY = 1.8532 ⁱⁿ⁴
ESTIMATED AREA	1.987 SQ. IN.



15EX1530L

1.5" X 3.0" LITE T-SLOTTED ALUMINUM EXTRUSION

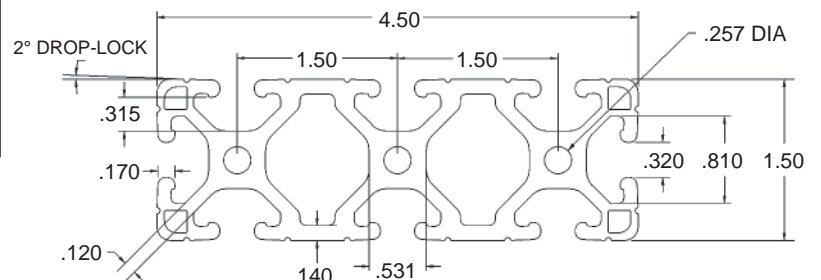

15EX1530L T-SLOTTED EXTRUSION	
MATERIAL	6063-T6
FINISH	CLEAR ANODIZE 204R1 / .0004dp
SURFACE HARDNESS	250HV
WEIGHT PER FOOT	2.089 LBS
STOCK LENGTHS	97" +/- .125
	145" +/- .125
MOMENT OF INERTIA	IX = .3910 ⁱⁿ⁴
	IY = 1.3734 ⁱⁿ⁴
ESTIMATED AREA	1.742 SQ. IN.



15EX1545L

1.5" X 4.5" LITE T-SLOTTED ALUMINUM EXTRUSION

15EX1545L T-SLOTTED EXTRUSION	
MATERIAL	6063-T6
FINISH	CLEAR ANODIZE 204R1 / .0004dp
SURFACE HARDNESS	250HV
WEIGHT PER FOOT	3.084 LBS
STOCK LENGTHS	97" +/- .125
	145" +/- .125
MOMENT OF INERTIA	IX = .1802 ⁱⁿ⁴
	IY = .1802 ⁱⁿ⁴
ESTIMATED AREA	0.780 SQ. IN.

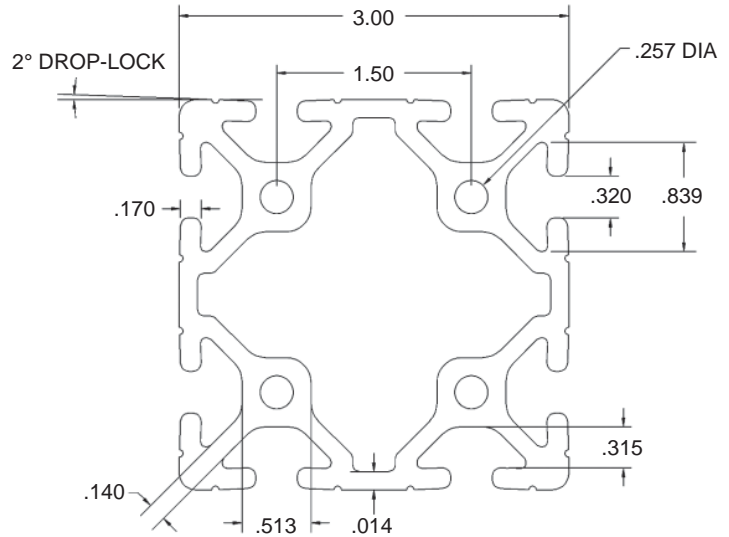





15EX3030

3.0" X 3.0" T-SLOTTED ALUMINUM EXTRUSION

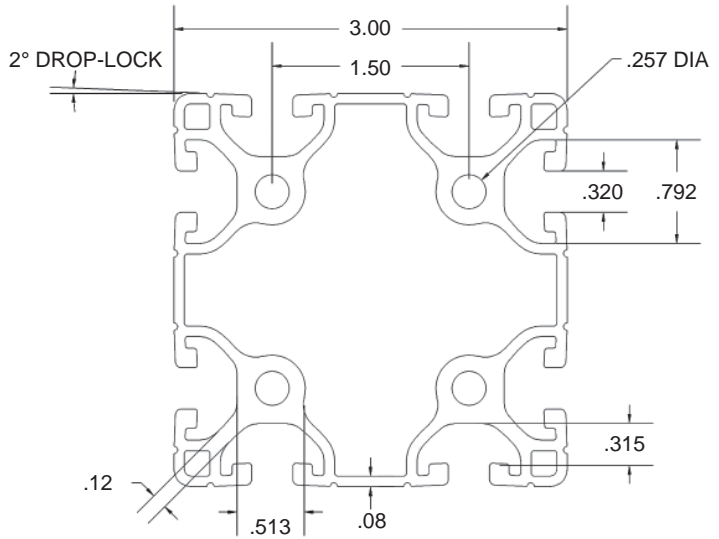

15EX3030 T-SLOTTED EXTRUSION	
MATERIAL	6063-T6
FINISH	CLEAR ANODIZE
	204R1 / .0004dp
SURFACE HARDNESS	250HV
WEIGHT PER FOOT	3.656 LBS
STOCK LENGTHS	97" +/- .125
	145" +/- .125
MOMENT OF INERTIA	IX = 3.3461 ⁱⁿ⁴
	IY = 3.3461 ⁱⁿ⁴
ESTIMATED AREA	3.044 SQ. IN.



15EX3030L

3.0" X 3.0" LITE T-SLOTTED ALUMINUM EXTRUSION

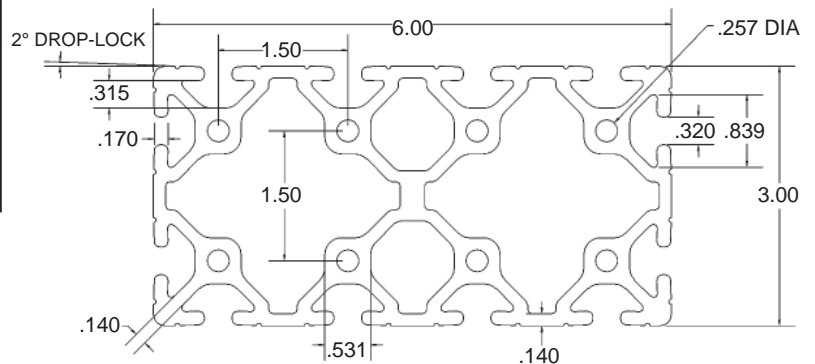

15EX3030L T-SLOTTED EXTRUSION	
MATERIAL	6063-T6
FINISH	CLEAR ANODIZE
	204R1 / .0004dp
SURFACE HARDNESS	250HV
WEIGHT PER FOOT	2.562 LBS
STOCK LENGTHS	97" +/- .125
	145" +/- .125
MOMENT OF INERTIA	IX = .
	IY = .
ESTIMATED AREA	1.742 SQ. IN.



15EX3060

3.0 x 6.0" T-SLOTTED ALUMINUM EXTRUSION

15EX3060 T-SLOTTED EXTRUSION	
MATERIAL	6063-T6
FINISH	CLEAR ANODIZE
	204R1 / .0004dp
SURFACE HARDNESS	250HV
WEIGHT PER FOOT	6.667 LBS
STOCK LENGTHS	97" +/- .125
	145" +/- .125
MOMENT OF INERTIA	IX = 5.6669 ⁱⁿ⁴
	IY = 19.4672 ⁱⁿ⁴
ESTIMATED AREA	5.715 SQ. IN.

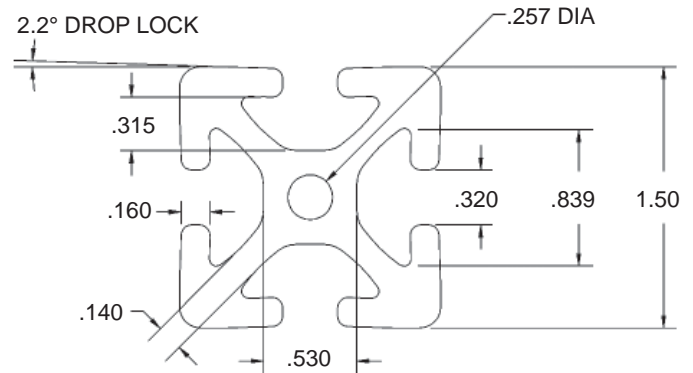





15QE1515

1.5" X 1.5" T-SLOTTED ALUMINUM EXTRUSION - SMOOTH

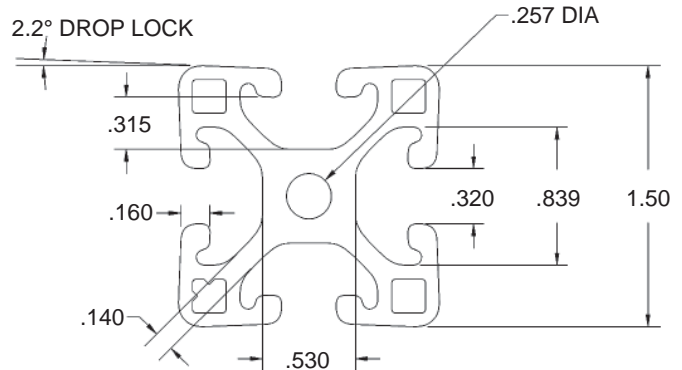
15QE1515 T-SLOTTED EXTRUSION	
MATERIAL	6063-T6
FINISH	CLEAR ANODIZE 204R1 / .0004dp
SURFACE HARDNESS	250HV
WEIGHT PER FOOT	1.406 LBS
STOCK LENGTHS	97" +/- .125
	145" +/- .125
	194" +/- .125
MOMENT OF INERTIA	IX = .2671 ⁱⁿ⁴
	IY = .2671 ⁱⁿ⁴
ESTIMATED AREA	1.193 SQ. IN.



15QE1515L

1.5" X 1.5" LITE T-SLOTTED ALUMINUM EXTRUSION - SMOOTH

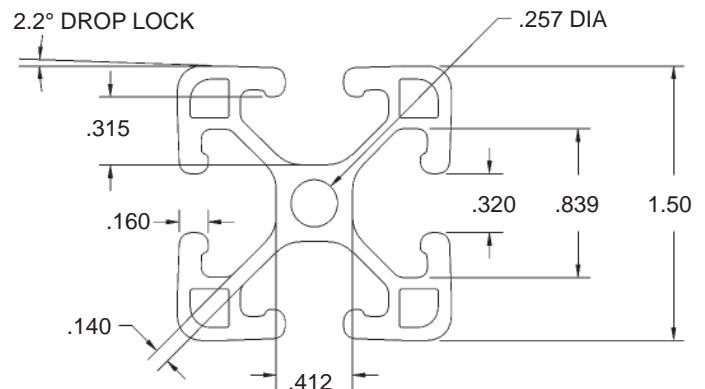

15QE1515L T-SLOTTED EXTRUSION	
MATERIAL	6063-T6
FINISH	CLEAR ANODIZE 204R1 / .0004dp
SURFACE HARDNESS	250HV
WEIGHT PER FOOT	1.114 LBS
STOCK LENGTHS	97" +/- .125
	145" +/- .125
	194" +/- .125
MOMENT OF INERTIA	IX = .1994 ⁱⁿ⁴
	IY = .1994 ⁱⁿ⁴
ESTIMATED AREA	0.9473 SQ. IN.



15QE1515UL

1.5" X 1.5" ULTRA-LITE T-SLOTTED ALUMINUM EXTRUSION - SMOOTH

15QE1515UL T-SLOTTED EXTRUSION	
MATERIAL	6063-T6
FINISH	CLEAR ANODIZE 204R1 / .0004dp
SURFACE HARDNESS	250HV
WEIGHT PER FOOT	1.090 LBS
STOCK LENGTHS	97" +/- .125
	145" +/- .125
	194" +/- .125
MOMENT OF INERTIA	IX = .1802 ⁱⁿ⁴
	IY = .1802 ⁱⁿ⁴
ESTIMATED AREA	0.781 SQ. IN.



Not recommended for use with:

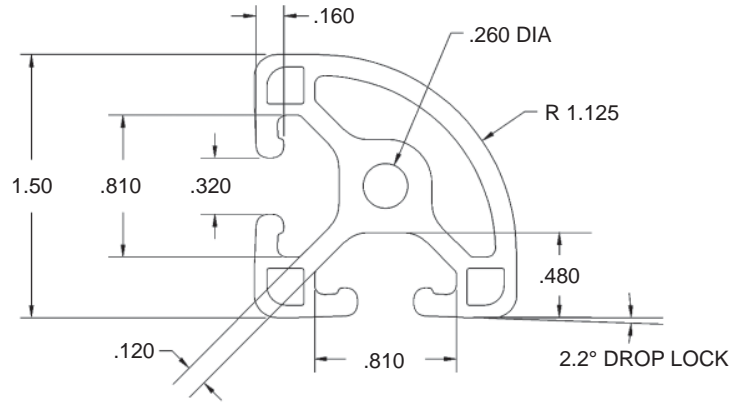
- Drop-in t-nuts w/ alignment ball
- Drop-in t-nuts w/ set screw
- U-shaped panel gasket
- Leveling feet with thread larger than 5/16-18



15QE1517L

1.5" X 1.5" LITE QUARTER ROUND T-SLOTTED ALUMINUM EXTRUSION - SMOOTH

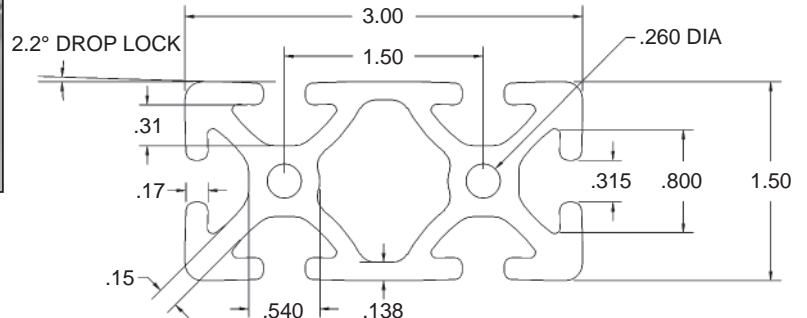

15QE1517L T-SLOTTED EXTRUSION	
MATERIAL	6063-T6
FINISH	CLEAR ANODIZE 204R1 / .0004dp
SURFACE HARDNESS	250HV
WEIGHT PER FOOT	0.998 LBS
STOCK LENGTHS	97" +/- .125 145" +/- .125 194" +/- .125
MOMENT OF INERTIA	IX = .1659 ⁱⁿ⁴ IY = .1657 ⁱⁿ⁴
ESTIMATED AREA	0.8324 SQ. IN.



15QE1530

1.5" X 3.0" T-SLOTTED ALUMINUM EXTRUSION - SMOOTH

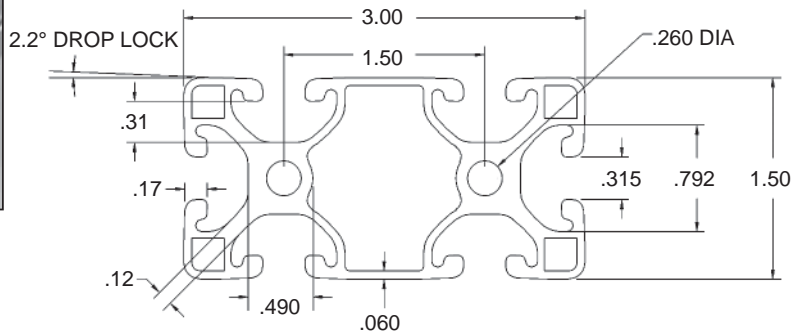

15QE1530 T-SLOTTED EXTRUSION	
MATERIAL	6063-T6
FINISH	CLEAR ANODIZE 204R1 / .0004dp
SURFACE HARDNESS	250HV
WEIGHT PER FOOT	2.397 LBS
STOCK LENGTHS	97" +/- .125 145" +/- .125 194" +/- .125
MOMENT OF INERTIA	IX = .4839 ⁱⁿ⁴ IY = 1.8660 ⁱⁿ⁴
ESTIMATED AREA	2.038 SQ. IN.



15QE1530L

1.5" X 3.0" LITE T-SLOTTED ALUMINUM EXTRUSION - SMOOTH

15QE1530L T-SLOTTED EXTRUSION	
MATERIAL	6063-T6
FINISH	CLEAR ANODIZE 204R1 / .0004dp
SURFACE HARDNESS	250HV
WEIGHT PER FOOT	1.616 LBS
STOCK LENGTHS	97" +/- .125 145" +/- .125 194" +/- .125
MOMENT OF INERTIA	IX = .3046 ⁱⁿ⁴ IY = .12847 ⁱⁿ⁴
ESTIMATED AREA	1.3742 SQ. IN.

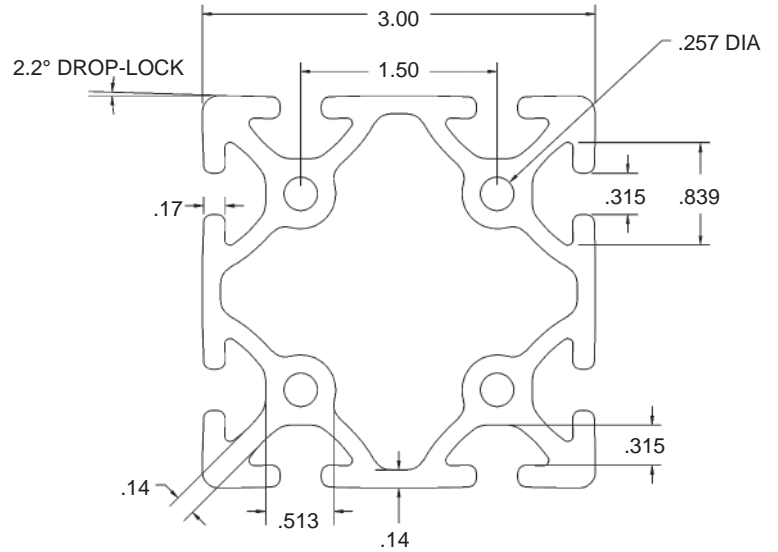





15QE3030

3.0" X 3.0" T-SLOTTED ALUMINUM EXTRUSION - SMOOTH

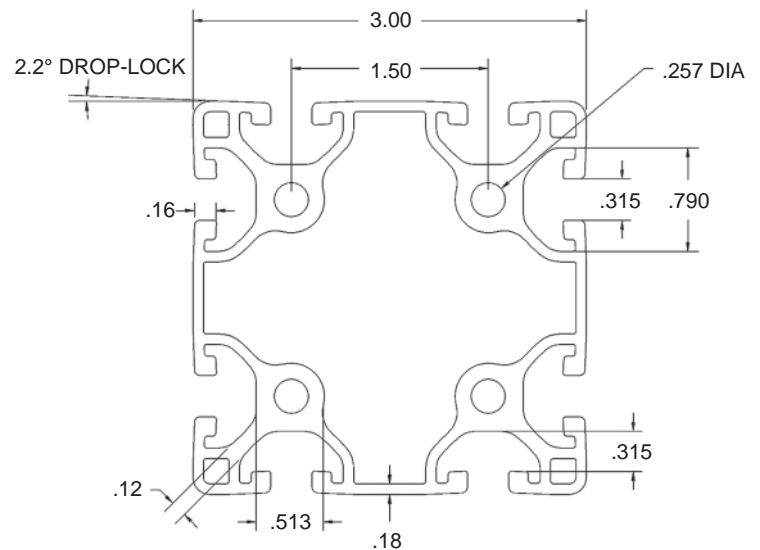

15QE3030 T-SLOTTED EXTRUSION	
MATERIAL	6063-T6
FINISH	CLEAR ANODIZE
	204R1 / .0004dp
SURFACE HARDNESS	250HV
WEIGHT PER FOOT	3.611 LBS
STOCK LENGTHS	97" +/- .125
	145" +/- .125
	194" +/- .125
MOMENT OF INERTIA	IX = 3.21130 ⁱⁿ⁴
	IY = 3.21130 ⁱⁿ⁴
ESTIMATED AREA	3.0704 SQ. IN.



15QE3030L

3.0" X 3.0" LITE T-SLOTTED ALUMINUM EXTRUSION - SMOOTH

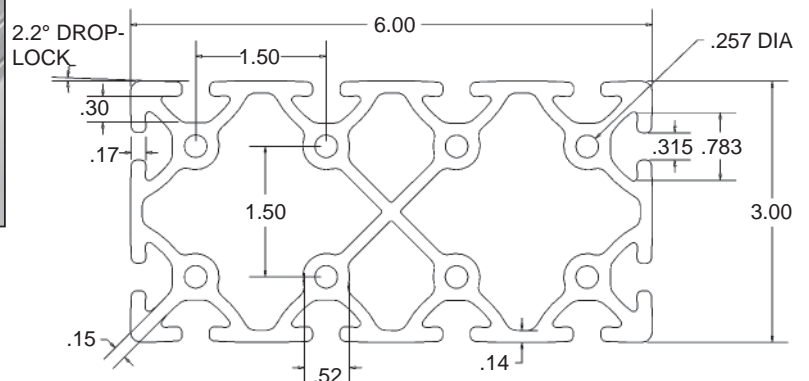

15QE3030L T-SLOTTED EXTRUSION	
MATERIAL	6063-T6
FINISH	CLEAR ANODIZE
	204R1 / .0004dp
SURFACE HARDNESS	250HV
WEIGHT PER FOOT	2.559 LBS
STOCK LENGTHS	97" +/- .125
	145" +/- .125
	194" +/- .125
MOMENT OF INERTIA	IX = 2.3941 ⁱⁿ⁴
	IY = 2.3941 ⁱⁿ⁴
ESTIMATED AREA	2.2953 SQ. IN.



15QE3060

3.0" x 6.0" T-SLOTTED ALUMINUM EXTRUSION - SMOOTH

15QE3060 T-SLOTTED EXTRUSION	
MATERIAL	6063-T6
FINISH	CLEAR ANODIZE
	204R1 / .0004dp
SURFACE HARDNESS	250HV
WEIGHT PER FOOT	6.659 LBS
STOCK LENGTHS	97" +/- .125
	145" +/- .125
	194" +/- .125
MOMENT OF INERTIA	IX = 5.6622 ⁱⁿ⁴
	IY = 19.4631 ⁱⁿ⁴
ESTIMATED AREA	5.567 SQ. IN.

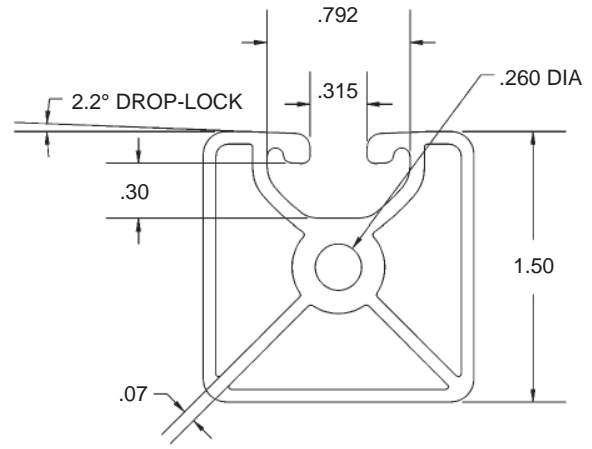





15QEM1515L

1.5" X 1.5" LITE MONO-SLOT ALUMINUM EXTRUSION - SMOOTH

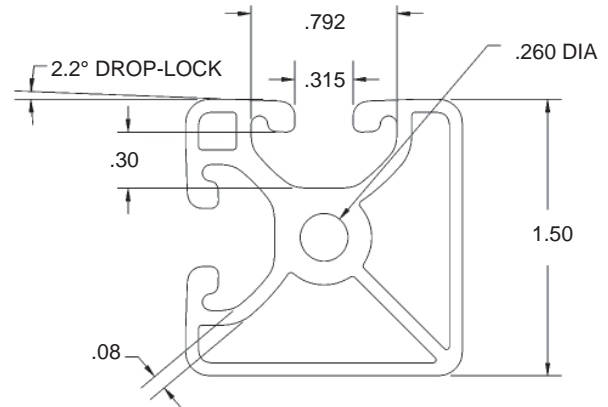
15QEM1515L T-SLOTTED EXTRUSION	
MATERIAL	6063-T6
FINISH	CLEAR ANODIZE 204R1 / .0004dp
SURFACE HARDNESS	250HV
WEIGHT PER FOOT	1.288 LBS
STOCK LENGTHS	97" +/- .125 145" +/- .125 194" +/- .125
MOMENT OF INERTIA	IX = .1715 ⁱⁿ IY = .1675 ⁱⁿ
ESTIMATED AREA	0.7502 SQ. IN.



15QEB1515L

1.5" X 1.5" LITE 90° BI-SLOT ALUMINUM EXTRUSION - SMOOTH

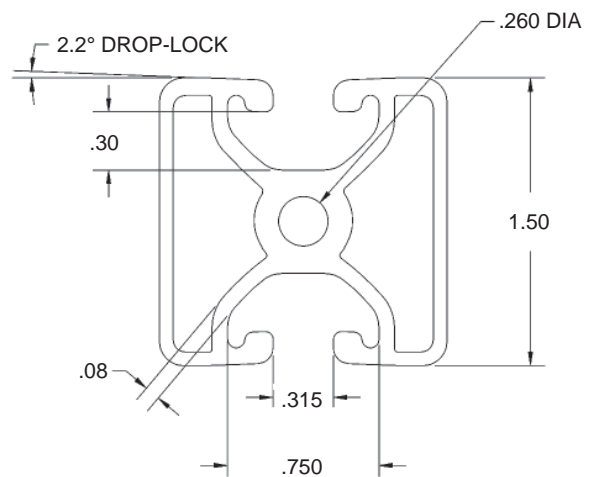

15QEB1515L T-SLOTTED EXTRUSION	
MATERIAL	6063-T6
FINISH	CLEAR ANODIZE 204R1 / .0004dp
SURFACE HARDNESS	250HV
WEIGHT PER FOOT	1.298 LBS
STOCK LENGTHS	97" +/- .125 145" +/- .125 194" +/- .125
MOMENT OF INERTIA	IX = .2450 ⁱⁿ IY = .2450 ⁱⁿ
ESTIMATED AREA	1.075 SQ. IN.



15QEA1515L

1.5" X 1.5" LITE 180° BI-SLOT ALUMINUM EXTRUSION - SMOOTH

15QEA1515L T-SLOTTED EXTRUSION	
MATERIAL	6063-T6
FINISH	CLEAR ANODIZE 204R1 / .0004dp
SURFACE HARDNESS	250HV
WEIGHT PER FOOT	1.298 LBS
STOCK LENGTHS	97" +/- .125 145" +/- .125 194" +/- .125
MOMENT OF INERTIA	IX = .1780 ⁱⁿ IY = .1780 ⁱⁿ
ESTIMATED AREA	0.810 SQ. IN.

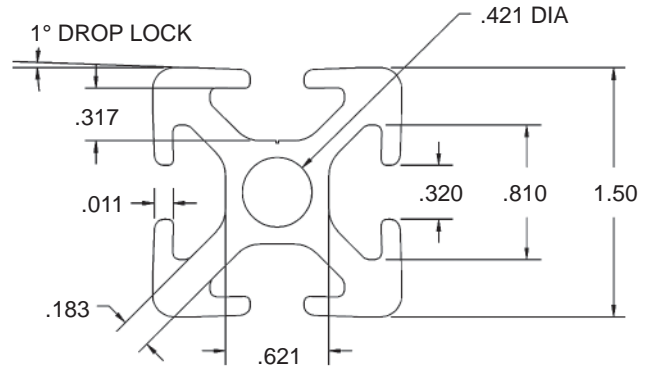




15SM1515

1.5" x 1.5" SMOOTH T-SLOTTED ALUMINUM EXTRUSION

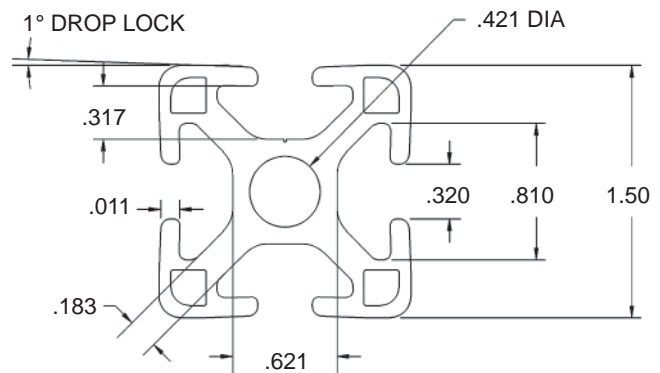
15SM1515 T-SLOTTED EXTRUSION	
MATERIAL	6063-T6
FINISH	CLEAR ANODIZE
	204R1 / .0004dp
SURFACE HARDNESS	250HV
WEIGHT PER FOOT	1.300 LBS
STOCK LENGTHS	97" +/- .125
	145" +/- .125
MOMENT OF INERTIA	IX = .2530 ⁱⁿ⁴
	IY = .2530 ⁱⁿ⁴
ESTIMATED AREA	1.106 SQ. IN.



15SM1515L

1.5" x 1.5" LITE SMOOTH T-SLOTTED ALUMINUM EXTRUSION

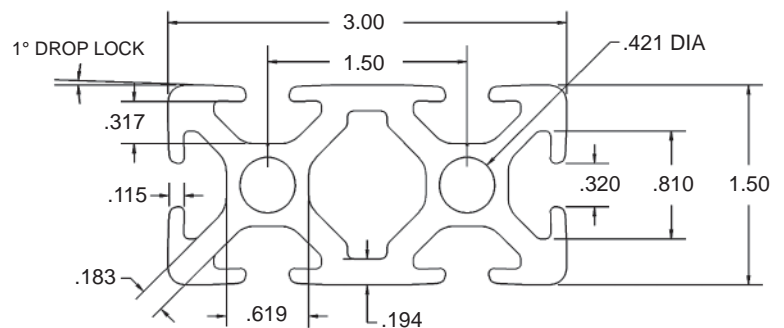

15SM1515L T-SLOTTED EXTRUSION	
MATERIAL	6063-T6
FINISH	CLEAR ANODIZE
	204R1 / .0004dp
SURFACE HARDNESS	250HV
WEIGHT PER FOOT	1.117 LBS
STOCK LENGTHS	97" +/- .125
	145" +/- .125
MOMENT OF INERTIA	IX = 0.200 ⁱⁿ⁴
	IY = 0.200 ⁱⁿ⁴
ESTIMATED AREA	.0950 SQ. IN.



15SM1530

1.5" x 3.0" SMOOTH T-SLOTTED ALUMINUM EXTRUSION

15SM1530 T-SLOTTED EXTRUSION	
MATERIAL	6063-T6
FINISH	CLEAR ANODIZE
	204R1 / .0004dp
SURFACE HARDNESS	250HV
WEIGHT PER FOOT	2.033 LBS
STOCK LENGTHS	97" +/- .125
	145" +/- .125
MOMENT OF INERTIA	IX = 0.4830 ⁱⁿ⁴
	IY = 1.7540 ⁱⁿ⁴
ESTIMATED AREA	2.391 SQ. IN.

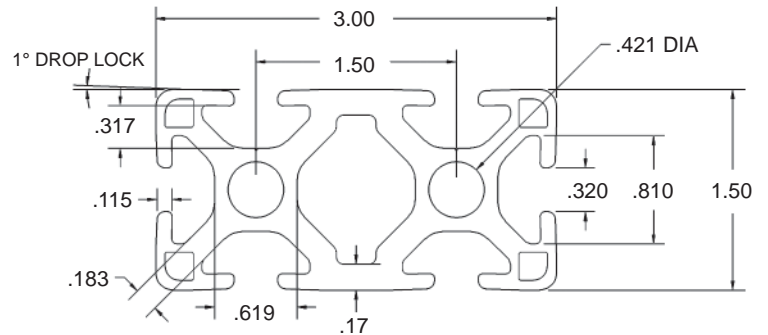





15SM1530L

1.5" x 3.0" LITE SMOOTH T-SLOTTED ALUMINUM EXTRUSION

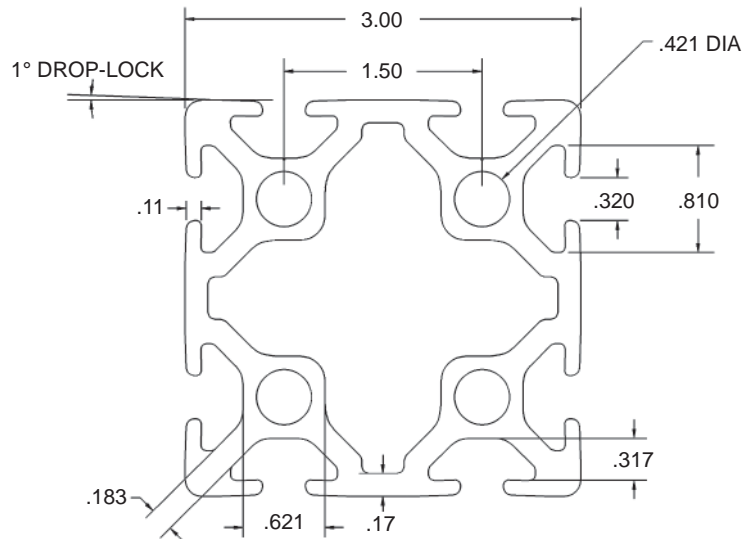

15SM1530L T-SLOTTED EXTRUSION	
MATERIAL	6063-T6
FINISH	CLEAR ANODIZE
	204R1 / .0004dp
SURFACE HARDNESS	250HV
WEIGHT PER FOOT	2.167 LBS
STOCK LENGTHS	97" +/- .125
	145" +/- .125
MOMENT OF INERTIA	IX = .4220 ⁱⁿ⁴
	IY = 1.4430 ⁱⁿ⁴
ESTIMATED AREA	1.842 SQ. IN.




15SM3030

3.0" x 3.0" SMOOTH T-SLOTTED ALUMINUM EXTRUSION

15SM3030 T-SLOTTED EXTRUSION	
MATERIAL	6063-T6
FINISH	CLEAR ANODIZE
	204R1 / .0004dp
SURFACE HARDNESS	250HV
WEIGHT PER FOOT	3.125 LBS
STOCK LENGTHS	97" +/- .125
	145" +/- .125
MOMENT OF INERTIA	IX = 3.1510 ⁱⁿ⁴
	IY = 3.1510 ⁱⁿ⁴
ESTIMATED AREA	3.664 SQ. IN.



All extrusion profiles beginning with "15SM" accept the T-Anchor fastener.



The T-Anchor (part no. 15FAC3890) allows for a 90° connection between two SM profiles.

- T-Slot remains unobstructed; no panel notches required
- Hidden connector gives your frame a clean, flush appearance
- Easy access to fastener

See page 44 for T-Anchor fastener

Faztek Applications



Office cubicles were constructed using 1.5" x 1.5" extrusions, ABS plastic panels and smoked polycarbonate panels. Custom 1" counter tops were designed for a perfect fit!

Materials Used:

- 15EX1515, 15EX1515L T-Slot aluminum extrusions
- 1/4" black ABS panels
- 1/4" smoked polycarbonate panels
- 1" custom counter tops
- Light-duty leveling feet
- Various fasteners



Organization is versatile and efficient with Faztek. This custom book/software cabinet was mounted above a computer workstation. Sliding doors make for easy access and a clean, organized appearance.

Materials Used:

- 15EX1515L T-Slot aluminum extrusions
- 15 Series door track
- Panel stiffener w/ handle
- 1/4" black ABS panels
- Various fasteners



Keeping your work area safe and clean is a top priority. This CNC guard was designed to contain spraying coolant and airborne debris. Clear polycarbonate panels enable high visibility and two hinged doors allow the user to access finished parts and tooling. Side removable panels also allow for maintenance and greater access to the machine.

Materials Used:

- 15SM1515 T-Slot aluminum extrusions
- 1/4" clear polycarbonate panels
- Nylon lift-off hinges
- Leveling feet
- Blue T-Slot cover
- Door handles



Section 2

15 Series Machining

Faztek offers a full range of machining services to save you time and money. Rely on our precise techniques to machine your aluminum extrusions that fit your specific needs.

- Cut-to-length extrusions
- Custom services
- Counterbores
- Access holes
- Mitre cuts
- End taps





Extrusion Cut-to-Length Service

Faztek can accurately cut your extrusions to the length you request. Ordering is simple - just specify the type, quantity and length of the extrusions you require.

Service No.	Description
15MA9006	CUT SERVICE FOR 1.5" X 1.5" EXTRUSIONS
15MA9007	CUT SERVICE FOR 1.5" X 3.0" EXTRUSIONS
15MA9011	CUT SERVICE FOR 1.5" X 4.5" EXTRUSIONS
15MA9008	CUT SERVICE FOR 3.0" X 3.0" EXTRUSIONS
15MA9009	CUT SERVICE FOR 3.0" X 6.0" EXTRUSIONS




Advantages:

- High-precision equipment
- Tolerance of +/- .015"
- Squareness = .002" per inch

Extrusion End Tap Service

Tapping the end of extrusions adds flexibility to your project. Attach casters, leveling feet, end fasteners, plates and much more quickly and easily with minimal hardware.

Service No.	Description
5/16-18 SIZE TAP SERVICES	
15MA9050	TAP FOR 1.5" X 1.5" (EX/QE PROFILES)
15MA9051	TAP FOR 1.5" X 3.0" (EX/QE PROFILES)
15MA9046	TAP FOR 1.5" X 4.5" (EX PROFILES)
15MA9052	TAP FOR 3.0" X 3.0" (EX/QE PROFILES)
15MA9054	TAP FOR 3.0" X 6.0" (EX/QE PROFILES)
3/8-16 SIZE TAP SERVICE	
15MA9059	TAP FOR 1.5" X 1.5" (EX/QE PROFILES)
7/16-14 SIZE TAP SERVICE	
15MA9053	TAP FOR 1.5" X 1.5" (EX/QE PROFILES)
M8 X 1.25 SIZE TAP SERVICES	
15MA9056	TAP FOR 1.5" X 1.5" (EX/QE PROFILES)
15MA9057	TAP FOR 1.5" X 3.0" (EX/QE PROFILES)
15MA9047	TAP FOR 1.5" X 4.5" (EX PROFILES)
15MA9058	TAP FOR 3.0" X 3.0" (EX/QE PROFILES)
15MA9055	TAP FOR 3.0" X 6.0" (EX/QE PROFILES)
1/2-13 SIZE TAP SERVICES	
15MA9077	TAP FOR 1.5" X 1.5" (SM PROFILES)
15MA9078	TAP FOR 1.5" X 3.0" (SM PROFILES)
15MA9079	TAP FOR 3.0" X 3.0" (SM PROFILES)
M12 X 1.75 SIZE TAP SERVICES	
15MA9040	TAP FOR 1.5" X 1.5" (SM PROFILES)
15MA9041	TAP FOR 1.5" X 3.0" (SM PROFILES)
15MA9042	TAP FOR 3.0" X 3.0" (SM PROFILES)



Tap services are per end of extrusion

15FA3620



1/2-13 threaded insert for 'SM' profiles reduces bore size to 5/16-18 thread, accepting additional casters and leveling feet.



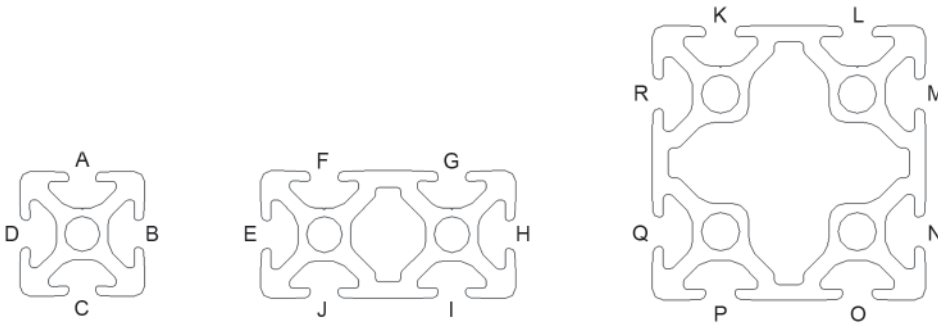
T-Anchor Fastener Counterbore Service

T-Anchors are only for use with the 'SM' extrusion profiles. These profiles have a larger center bore to accept the T-Anchor fastener. This counterbore service must be applied when using the T-Anchor fastening method.

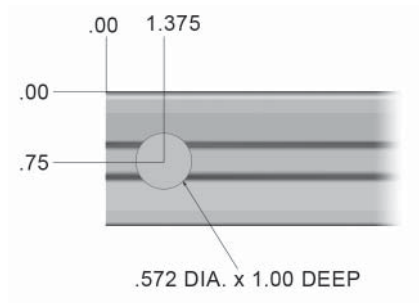
Service No.	Description
15MA9074	T-ANCHOR COUNTERBORE SERVICE (SM PROFILES)

See page 44 for fastener information


Service Locations - Please specify when ordering



Counterbore Detail



For use with:



15FAC3890 - T-Anchor Fastener

[See page 44](#)

*Service is per location.

For example, a length of 15SM1515L extrusion with a 15MA9074 service @ location A in both ends will include two counterbores.

A length of 15SM3030 with a 15MA9074 service @ location KL in both ends will include four counterbores.



Anchor/Butt Fastener Counterbore Service

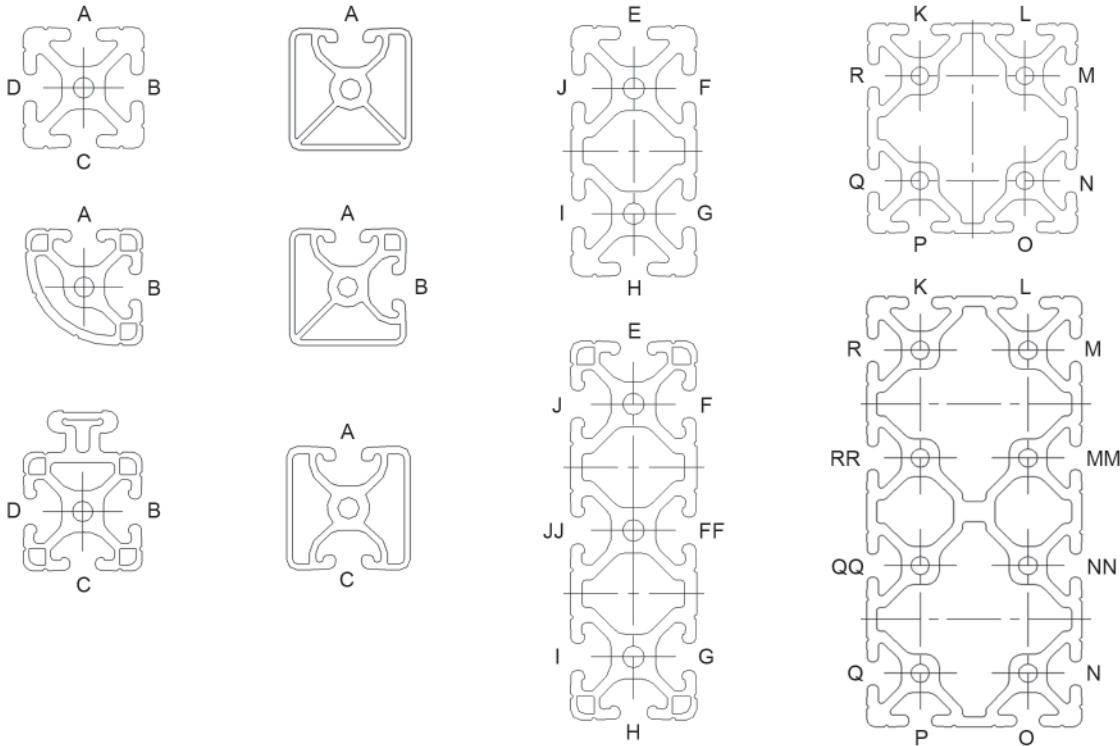
Anchor Fasteners provide a strong and adjustable connection method for aluminum extrusions. Butt fasteners are similar, using the same service but connect two extrusions together to extend the length.

Service No.	Description
15MA9071	ANCHOR/BUTT FASTENER COUNTERBORE SERVICE

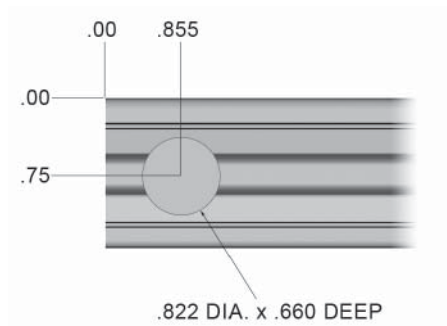
See page 45 for fastener information

- Very strong connection method
- Tolerance on counterbores is +/- .015"
- Clean, flush appearance

Service Locations - Please specify when ordering



Counterbore Detail




For use with:




Anchor Fasteners

See page 45



Butt Fasteners

See page 46



*Counterbore service is per location.

For example, a length of 15EX1515L extrusion with a 15MA9071 service @ location A in both ends will include two counterbores.

A length of 15EX3030 with a 15MA9071 service @ location KL in both ends will include four counterbores.




Access Hole Drilling Service

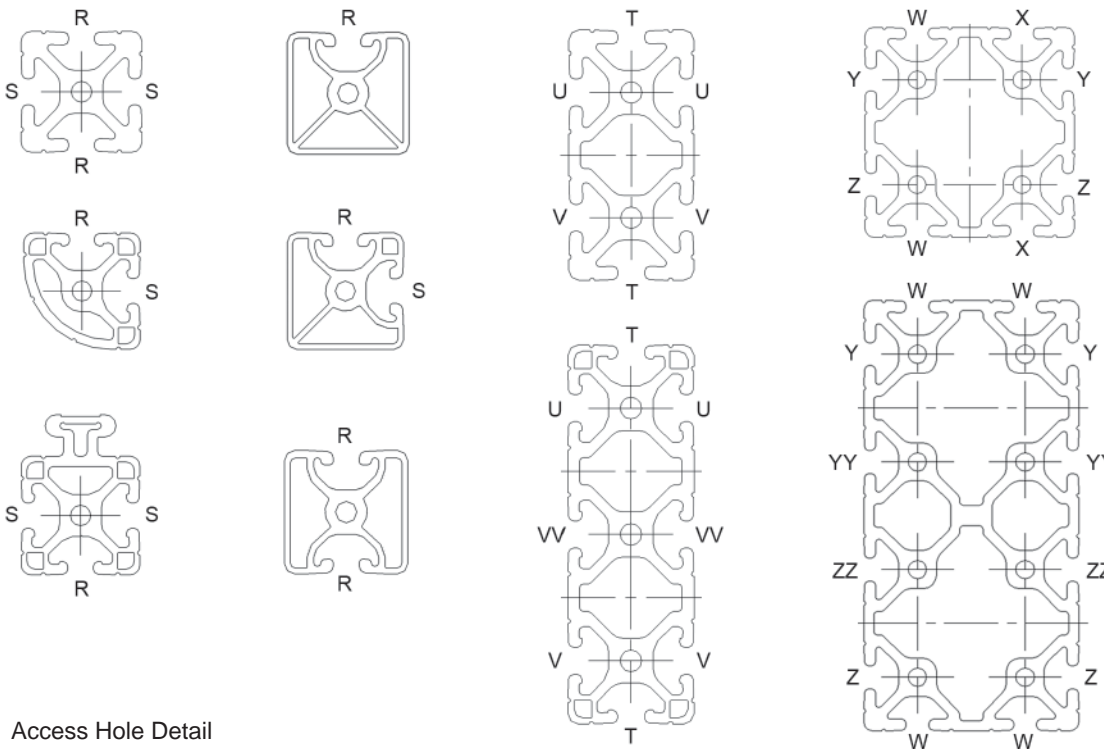
Access holes are required to allow a tool to enter through an extrusion when using end fasteners. This method of connecting extrusions offers a clean, hidden look.

Service No.	Description
15MA9060	ACCESS HOLE SERVICE (.295 DIA) - STANDARD
15MA9061	ACCESS HOLE SERVICE (.060 - .294 DIA)
15MA9073	ACCESS HOLE SERVICE (.296 - .500 DIA)

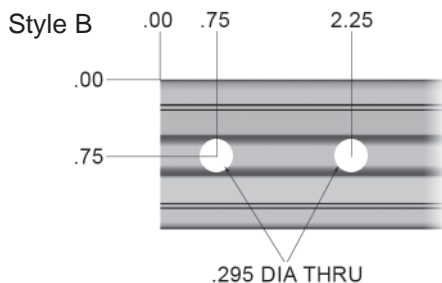
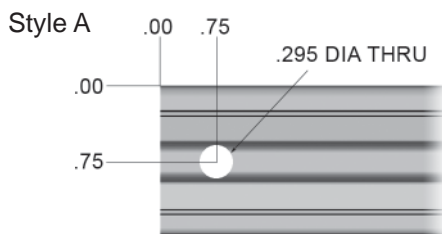
- Quick, accurate alignment
- Tolerance on holes is +/- .030"
- Clean, hidden appearance



Service Locations - Please specify when ordering



Access Hole Detail



For use with:



End Fasteners [See page 47](#)

*Access hole service is per location.

Style A example: A length of 15EX1515L extrusion with a 15MA9060 service in location R @ 'Style A' in both ends will include two access holes.

Open example: A length of 15EX1530 with a 15MA9060 service in location U @ .75, 5.00, and V @ 1.75, 9.50 in both ends will include eight access holes.

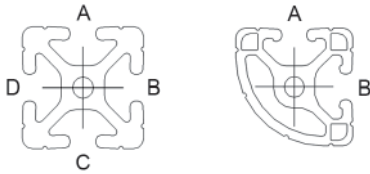


Door Latch Machining Services

Faztek offers several different types of door latch handles for use with T-Slotted extrusions. Not all handles use the same machining service, so please check compatibility before ordering.

Service No.	Description
13MA9100	DELUXE DOOR HANDLE MACHINING SERVICE
15MA9072	STANDARD DOOR HANDLE MACHINING SERVICE

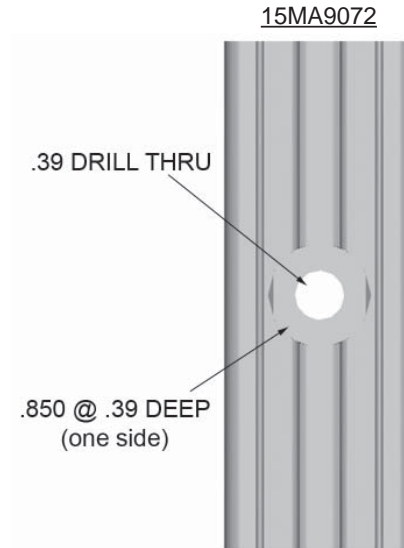
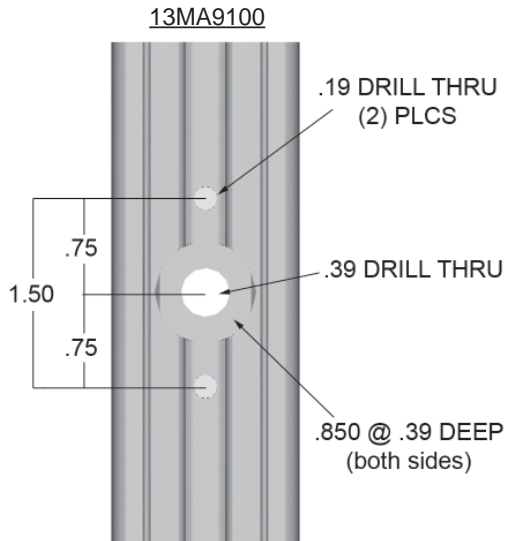
Service Locations - Please specify when ordering



Part Compatibility

Part No.	13MA9100	15MA9072
15AC7950		•
15AC7953		•
15AC7955		•
15AC7957		•
15AC7951		•
15AC7956		•
13AC7326	•	
13AC7303	•	
13AC7312	•	

Service Details



See page 108 for details on 15 Series door latches

See page 147 for details on 13 Series door latches which can also be used on 15 Series extrusions.



Miter Cut Service

Miter cuts provide extra strength for heavy-duty applications, or as a reinforcement to other connection methods. All 15 Series extrusions can be cut from 30° to 90°, except 3.0" x 6.0" profiles which have a maximum limit of 45° across the 6" face.

Service No.	Description
15MA9065	MITER CUT FOR 1.5" X 1.5" EXTRUSIONS
15MA9066	MITER CUT FOR 1.5" X 3.0" EXTRUSIONS
15MA9063	MITER CUT FOR 1.5" X 4.5" EXTRUSIONS
15MA9067	MITER CUT FOR 3.0" X 3.0" EXTRUSIONS
15MA9064	MITER CUT FOR 3.0" X 6.0" EXTRUSIONS

- Service is per end
- When ordering extrusions with miter cuts, please submit a drawing for quick, accurate processing.

Miter Cut Service - With Counterbores

Extrusions with miter cuts and counterbores provide a complete method of connecting two extrusions. All 15 Series extrusions can be cut with counterbores from 45° to 90°.

Service No.	Description
15MA9068	MITER CUT/C-BORE FOR 1.5" X 1.5" EXTRUSIONS
15MA9069	MITER CUT/C-BORE FOR 1.5" X 3.0" EXTRUSIONS
15MA9062	MITER CUT/C-BORE FOR 3.0" X 3.0" EXTRUSIONS

- Service is per end
- Maximum length = 72.0"
- When ordering extrusions with miter cuts, please submit a drawing to ensure quick, accurate processing.



Panel & Wire Machining Services


Standard machining options are available for panels and wire mesh when used with 15 Series extrusions. Faztek can also provide custom machining services upon request. Please submit a drawing with any non-standard panel machining.

Service No.	Description
13MA9080	PANEL / WIRE MESH CUT SERVICE (ALL SIDES LESS THAN 48.0")
13MA9081	PANEL / WIRE MESH CUT SERVICE (ANY SIDE GREATER THAN 48.0")
15MA9083	ANCHOR FASTENER NOTCH FOR PANEL / WIRE
15MA9084	END FASTENER NOTCH FOR PANEL / WIRE
15MA9085	EXTRUSION CLEARANCE NOTCH FOR PANEL / WIRE
13MA9086	EDGE RADIUS FOR PLASTIC PANELS (PER SIDE)
13MA9088	DRILL THROUGH ON PLASTIC PANEL (UP TO .50 DIA HOLES)
13MA9089	90° CUTOUTS FOR PANEL / WIRE
13MA9090	DRILL / TAP THROUGH PLASTIC PANEL (UP TO 7/16-14)
13MA9091	DRILL / COUNTERSINK FOR PLASTIC PANEL (UP TO 5/16 COUNTERSINK)
13MA9092	DRILL THROUGH ON PLASTIC PANEL (.501 DIA TO 5.00 DIA HOLES)
13MA9094	EXTRUSION PROFILE NOTCH FOR PANEL / WIRE

- Custom services available
- Precise machining via CNC router



Faztek Applications



A CNC router was purchased and required a separate base. This project was custom designed to fit the router and provide an efficient and sturdy work platform. Floor mount feet were used to anchor the machine base to the floor.

Materials Used:

- 15EX3030 T-Slot aluminum extrusions
- 3" Floor mount feet
- 3" Gusset corner brackets
- Various fasteners



Additional shelving was needed for a small office space. This unit was constructed to fit on top of an existing office desk. Small plastic bins hang from the extrusion and can be rearranged with ease. Shelf tops were made using Alupalite® panels.

Materials Used:

- 40QE4040UL T-Slot aluminum extrusions
- 1.5" Gusset corner brackets
- Rubber bumpers (used as feet)
- Alupalite® panels
- Plastic part bins
- Various fasteners

See additional Faztek applications online at www.faztek.net!



Section 3 15 Series Fasteners



T-Nuts



Bolts, Washers, Hex Nuts



Anchor Fasteners, Butt Fasteners,
T-Anchors




End Fasteners

Faztek offers a large assortment of T-nuts, fasteners and other hardware items for connecting extrusions and components. With over a dozen types of T-nuts and many special anchors and connectors, building frames has never been so easy.



T-Nut Overview

No matter what the size or scope of your project, T-Nuts will most likely be used for at least one function to complete the assembly. The following overview explains the features and benefits of each type of T-Nut.



Economy

- Cost-effective
- High Strength
- Inserted from end of extrusion




Drop-In

- High Strength
- Easy to add anywhere along the slot
- Flexible handle to assist assembly and to act as a friction point
- Extra thread engagement



Double Economy

- Cost-effective
- High Strength
- Fast assembly for brackets




Drop-In w/ Alignment Ball

- High Strength
- Easy to add anywhere along the slot
- Spring-loaded ball creates snug fit and allows easy positioning




Triple Economy

- Cost-effective
- High Strength
- Fast assembly for brackets




Drop-In w/ Set Screw

- High Strength
- Easy to add anywhere along the slot
- Tighten set screw for accurate positioning




Standard

- Cost-effective
- High Strength
- Extra thread engagement



Drop-In w/ Spring Leaf

- High Strength
- Easy to add anywhere along the slot
- Spring leaf holds t-nut in place



Hi-Torque

- Cost-effective
- High Strength
- Maximum thread engagement



Drop-In
(Rubber Nub)

Drop-In
(Alignment Ball)

Drop-In
(Set Screw)

Drop-In
(Spring Leaf)

Standard

Economy

Hi-Torque



15 Series T-Nuts

Economy T-Nuts

	Part No.	Description	Thread	Material	Tap Location	Width
	15FA3501	Economy T-Nut	5/16-18	Steel	Offset	.625
	15FA3538	Economy T-Nut	5/16-18	Steel	Centered	.625
	15FA3600	Economy T-Nut	5/16-18	Stainless	Offset	.625
	15FA3502	Double Economy T-Nut	5/16-18	Steel	Centered	.500
	15FA3520	Triple Economy T-Nut	5/16-18	Steel	Centered	.500
	15FA3506	Economy T-Nut	1/4-20	Steel	Offset	.500
	15MFA3920	Economy T-Nut	M8 x 1.25	Steel	Offset	.625
	15MFA3900	Economy T-Nut	M6 x 1.00	Steel	Offset	.625

Standard T-Nuts

	Part No.	Description	Thread	Material	Tap Location	Width
	15FA3503	Standard T-Nut	5/16-18	Steel	Offset	.625
	15FA3403	Standard T-Nut	1/4-20	Steel	Offset	.625
	15FA3513	Standard T-Nut	10-32	Steel	Offset	.625
	15FA3510	Standard T-Nut	8-32	Steel	Offset	.625
	15MFA3921	Standard T-Nut	M8 x 1.25	Steel	Offset	.625
	15MFA3925	Standard T-Nut	M5 x .8	Steel	Offset	.625

Drop-In T-Nuts

	Part No.	Description	Thread	Material	Tap Location	Width
	15FA3504	Drop-In T-Nut	5/16-18	Steel	Offset	.500
	15FA3505	Drop-In T-Nut w/ Set Screw	5/16-18	Steel	Offset	.500
	15FA3511	Drop-In T-Nut w/ Alignment Ball	5/16-18	Steel	Offset	.500
	15FA3544	Drop-In T-Nut w/ Alignment Ball (NP)	5/16-18	Steel	Offset	.500
	15FA3602	Drop-In T-Nut w/ Alignment Ball (SS)	5/16-18	Steel	Offset	.500
	15FA3522	Drop-In T-Nut w/ Spring Leaf	5/16-18	Steel	Offset	.500
	15FA3507	Drop-In T-Nut	1/4-20	Steel	Offset	.500
	15FA3405	Drop-In T-Nut w/ Set Screw	1/4-20	Steel	Offset	.500
	15FA3536	Drop-In T-Nut w/ Alignment Ball	1/4-20	Steel	Offset	.500
	15FA3540	Drop-In T-Nut w/ Alignment Ball (NP)	1/4-20	Steel	Offset	.500
	15FA3603	Drop-In T-Nut w/ Alignment Ball (SS)	1/4-20	Steel	Offset	.500
	15FA3509	Drop-In T-Nut	10-32	Steel	Offset	.500
	15FA3407	Drop-In T-Nut w/ Set Screw	10-32	Steel	Offset	.500
	15FA3534	Drop-In T-Nut w/ Alignment Ball	10-32	Steel	Offset	.500
	15FA3542	Drop-In T-Nut w/ Alignment Ball (NP)	10-32	Steel	Offset	.500
	15MFA3922	Drop-In T-Nut	M8 x 1.25	Steel	Offset	.500
	15MFA3923	Drop-In T-Nut w/ Alignment Ball	M8 x 1.25	Steel	Offset	.500
	15MFA3802	Drop-In T-Nut w/ Alignment Ball (SS)	M8 x 1.25	Steel	Offset	.500
	15MFA3902	Drop-In T-Nut	M6 x 1.0	Steel	Offset	.500
	15MFA3928	Drop-In T-Nut w/ Alignment Ball	M6 x 1.0	Steel	Offset	.500
	15MFA3803	Drop-In T-Nut w/ Alignment Ball (SS)	M6 x 1.0	Steel	Offset	.500
	15MFA3938	Drop-In T-Nut w/ Alignment Ball	M5 x .8	Steel	Offset	.500
15MFA3804	Drop-In T-Nut w/ Alignment Ball (SS)	M5 x .8	Steel	Offset	.500	


Hi-Torque T-Nuts

	Part No.	Description	Thread	Material	Tap Location	Width
	15FA3532	Hi-Torque T-Nut	5/16-18	Steel	Centered	.705
	15MFA3926	Hi-Torque T-Nut	M8 x 1.25	Steel	Centered	.705




Fasteners: 5/16-18 Thread


Button Head Socket Cap Screws (BHSCS)

	Part No.	Description	Material	Tool
	13FA3321	5/16-18 x 1/2 BHSCS	Steel	3/16 Hex
	13FA3600	5/16-18 x 1/2 BHSCS	Stainless	3/16 Hex
	13FA3322	5/16-18 x 5/8 BHSCS	Steel	3/16 Hex
	13FA3602	5/16-18 x 5/8 BHSCS	Stainless	3/16 Hex
	13FA3323	5/16-18 x 1 BHSCS	Steel	3/16 Hex
	13FA3324	5/16-18 x 1-1/4 BHSCS	Steel	3/16 Hex
	13FA3604	5/16-18 x 1-1/4 BHSCS	Stainless	3/16 Hex


Flanged Button Head Socket Cap Screws (FBHSCS)

	Part No.	Description	Material	Tool
	13FA3330	5/16-18 x 1/2 FBHSCS	Steel	3/16 Hex
	13FA3331	5/16-18 x 5/8 FBHSCS	Steel	3/16 Hex


Socket Head Cap Screws (SHCS)

	Part No.	Description	Material	Tool
	13FA3337	5/16-18 x 1/2 SHCS	Steel	1/4 Hex
	13FA3325	5/16-18 x 5/8 SHCS	Steel	1/4 Hex
	13FA3326	5/16-18 x 3/4 SHCS	Steel	1/4 Hex
	13FA3327	5/16-18 x 7/8 SHCS	Steel	1/4 Hex
	13FA3335	5/16-18 x 1 SHCS	Steel	1/4 Hex
	13FA3328	5/16-18 x 1-1/4 SHCS	Steel	1/4 Hex
	13FA3603	5/16-18 x 1-1/4 SHCS	Stainless	1/4 Hex
	13FA3329	5/16-18 x 1-1/2 SHCS	Steel	1/4 Hex


Low Head Socket Cap Screws (LHSCS)

	Part No.	Description	Material	Tool
	13FA3354	5/16-18 x 5/8 LHSCS	Steel	3/16 Hex
	13FA3710	5/16-18 x 1-1/4 LHSCS	Steel	3/16 Hex

Flat Head Socket Cap Screws (FHSCS)

	Part No.	Description	Material	Tool
	13FA3353	5/16-18 x 5/8 FHSCS	Steel	3/16 Hex
	13FA3342	5/16-18 x 3/4 FHSCS	Steel	3/16 Hex


Carriage Bolts

	Part No.	Description	Material	Tool
	13FA3708	5/16-18 x 5/8 Carriage Bolt	Steel	N/A
	13FA3612	5/16-18 x 3/4 Carriage Bolt	Steel	N/A




Fasteners: 1/4-20 Thread


Button Head Socket Cap Screws (BHSCS)

	Part No.	Description	Material	Tool
	13FA3300	1/4-20 x 1/2 BHSCS	Steel	5/32 Hex
	13FA3605	1/4-20 x 1/2 BHSCS	Stainless	5/32 Hex
	13FA3301	1/4-20 x 5/8 BHSCS	Steel	5/32 Hex
	13FA3302	1/4-20 x 3/4 BHSCS	Steel	5/32 Hex
	13FA3606	1/4-20 x 3/4 BHSCS	Stainless	5/32 Hex
	13FA3336	1/4-20 x 1 BHSCS	Steel	5/32 Hex


Flanged Button Head Socket Cap Screws (FBHSCS)

	Part No.	Description	Material	Tool
	13FA3308	1/4-20 x 3/8 FBHSCS	Steel	5/32 Hex
	13FA3309	1/4-20 x 1/2 FBHSCS	Steel	5/32 Hex
	13FA3310	1/4-20 x 3/4 FBHSCS	Steel	5/32 Hex


Socket Head Cap Screws (SHCS)

	Part No.	Description	Material	Tool
	13FA3303	1/4-20 x 1/2 SHCS	Steel	3/16 Hex
	13FA3304	1/4-20 x 5/8 SHCS	Steel	3/16 Hex
	13FA3305	1/4-20 x 3/4 SHCS	Steel	3/16 Hex
	13FA3311	1/4-20 x 7/8 SHCS	Steel	3/16 Hex
	13FA3306	1/4-20 x 1 SHCS	Steel	3/16 Hex


Low Head Socket Cap Screws (LHSCS)

	Part No.	Description	Material	Tool
	13FA3360	1/4-20 x 1/2 LHSCS	Steel	1/8 Hex
	13FA3362	1/4-20 x 1 LHSCS	Steel	1/8 Hex

Flat Head Socket Cap Screws (FHSCS)

	Part No.	Description	Material	Tool
	13FA3110	1/4-20 x 1/2 FHSCS	Steel	5/32 Hex
	13FA3111	1/4-20 x 5/8 FHSCS	Steel	5/32 Hex
	13FA3126	1/4-20 x 7/8 FHSCS	Steel	5/32 Hex
	13FA3127	1/4-20 x 1 FHSCS	Steel	5/32 Hex


Carriage Bolts

	Part No.	Description	Material	Tool
	13FA3709	1/4-20 x 3/4 Carriage Bolt	Steel	N/A




Fasteners: 3/8-16 Thread

Socket Head Cap Screws (SHCS)

	Part No.	Description	Material	Tool
	13FA3340	3/8-16 x 3/4 SHCS	Steel	5/16 Hex


Fasteners: 1/2-13 Thread

Button Head Socket Cap Screws (BHSCS)


	Part No.	Description	Material	Tool
	13FA3338	1/2-13 x 3/4 BHSCS	Steel	5/16 Hex

Fasteners: 10-32 Thread


Socket Head Cap Screws (SHCS)

	Part No.	Description	Material	Tool
	13FA3350	10-32 x 1/2 SHCS	Steel	5/32 Hex
	13FA3351	10-32 x 5/8 SHCS	Steel	5/32 Hex
	13FA3352	10-32 x 3/4 SHCS	Steel	5/32 Hex
	13FA3607	10-32 x 3/4 SHCS	Stainless	5/32 Hex

Button Head Socket Cap Screws (BHSCS)

	Part No.	Description	Material	Tool
	13FA3316	10-32 x 3/8 BHSCS	Steel	5/32 Hex
	13FA3128	10-32 x 1/2 BHSCS	Steel	5/32 Hex
	13FA3129	10-32 x 5/8 BHSCS	Steel	5/32 Hex


Flat Head Socket Cap Screws (FHSCS)

	Part No.	Description	Material	Tool
	13FA3117	10-32 x 1/2 FHSCS	Steel	5/32 Hex




Washers & Hex Nuts

Washers


	Part No.	Description	Material	Tool
	13FA3700	5/16" x .062" Washer	Steel	N/A
	13FA3609	5/16" x .062" Washer	Stainless	N/A
	13FA3704	5/16" x .125" Washer	Steel	N/A
	13FA3701	1/4" x .062" Washer	Steel	N/A
	13FA3608	1/4" x .062" Washer	Stainless	N/A
13FA3712	1/4" x .125" Washer	Steel	N/A	

Hex Nuts

	Part No.	Description	Material	Tool
	13FA3112	5/16-18 Hex Nut	Steel	N/A
	13FA3611	5/16-18 Hex Nut	Stainless	N/A
	13FA3113	1/4-20 Hex Nut	Steel	N/A
13FA3610	1/4-20 Hex Nut	Stainless	N/A	

Shoulder Bolts


Shoulder Bolts

	Part No.	Description	Material	Tool
	13FA3705	3/8-16 x 3/4 Shoulder Bolt	Steel	N/A
	13FA3715	3/8-16 x 3/8 Shoulder Bolt	Steel	N/A
	13FA3707	5/16-18 x 1/2 Shoulder Bolt	Steel	N/A
13FA3716	5/16-18 x 1/4 Shoulder Bolt	Steel	N/A	




Metric Fasteners: M8 x 1.25


Button Head Cap Screws (BHSCS)

	Part No.	Description	Material	Tool
	13MFA3607	M8 x 12 BHSCS	Steel	M5 Hex
	13MFA3655	M8 x 14 BHSCS	Steel	M5 Hex
	13MFA3613	M8 x 16 BHSCS	Steel	M5 Hex
	13MFA3615	M8 x 20 BHSCS	Steel	M5 Hex
	13MFA3608	M8 x 25 BHSCS	Steel	M5 Hex
	13MFA3656	M8 x 40 BHSCS	Steel	M5 Hex
	13MFA3657	M8 x 50 BHSCS	Steel	M5 Hex

Socket Head Socket Cap Screws (SHCS)


	Part No.	Description	Material	Tool
	13MFA3649	M8 x 12 SHCS	Steel	M6 Hex
	13MFA3650	M8 x 14 SHCS	Steel	M5 Hex
	13MFA3651	M8 x 16 SHCS	Steel	M5 Hex
	13MFA3609	M8 x 20 SHCS	Steel	M5 Hex
	13MFA3652	M8 x 25 SHCS	Steel	M5 Hex
	13MFA3610	M8 x 30 SHCS	Steel	M5 Hex
	13MFA3653	M8 x 40 SHCS	Steel	M5 Hex
	13MFA3654	M8 x 50 SHCS	Steel	M5 Hex

Carriage Bolts


	Part No.	Description	Material	Tool
	13MFA3614	M8 x 25 Carriage Bolt	Steel	N/A

Metric Washers & Hex Nuts

Washers

	Part No.	Description	Material	Tool
	13MFA3622	M8 x 1.58	Steel	N/A
	13MFA3620	M6 x 1.58	Steel	N/A


Hex Nuts

	Part No.	Description	Material	Tool
	13MFA3617	M8 x 1.25	Steel	N/A
	13MFA3616	M6 x 1.0	Steel	N/A




Metric Fasteners: M6 x 1.0


Button Head Socket Cap Screws (BHSCS)

	Part No.	Description	Material	Tool
	13MFA3621	M6 x 10 BHSCS	Steel	M5 Hex
	13MFA3605	M6 x 12 BHSCS	Steel	M5 Hex
	13MFA3624	M6 x 14 BHSCS	Steel	M5 Hex
	13MFA3647	M6 x 16 BHSCS	Steel	M5 Hex
	13MFA3612	M6 x 20 BHSCS	Steel	M5 Hex
	13MFA3648	M6 x 25 BHSCS	Steel	M5 Hex

Socket Head Cap Screws (SHCS)


	Part No.	Description	Material	Tool
	13MFA3600	M6 x 12 SHCS	Steel	M5 Hex
	13MFA3602	M6 x 16 SHCS	Steel	M5 Hex
	13MFA3618	M6 x 20 SHCS	Steel	M5 Hex
	13MFA3606	M6 x 22 SHCS	Steel	M5 Hex
	13MFA3646	M6 x 25 SHCS	Steel	M5 Hex

Carriage Bolts


	Part No.	Description	Material	Tool
	13MFA3611	M6 x 2 Carriage Bolt	Steel	N/A

Metric Fasteners: M5 x .8

Button Head Socket Cap Screws (BHSCS)

	Part No.	Description	Material	Tool
	13MFA3643	M5 x 8 BHSCS	Steel	M5 Hex
	13MFA3644	M5 x 12 BHSCS	Steel	M5 Hex
	13MFA3645	M5 x 16 BHSCS	Steel	M5 Hex

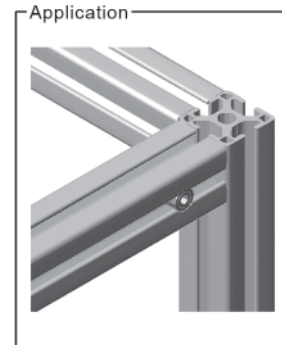

Socket Head Cap Screws (SHCS)

	Part No.	Description	Material	Tool
	13MFA3640	M5 x 8 SHCS	Steel	M5 Hex
	13MFA3641	M5 x 12 SHCS	Steel	M5 Hex
	13MFA3642	M5 x 16 SHCS	Steel	M5 Hex
	13MFA3619	M5 x 20 SHCS	Steel	M5 Hex



T-Anchor Fasteners

15 Series T-Anchor Fastener Assembly	
Part No.	15FAC3890
Easy access to adjust fastener	
Fast, easy assembly	
Panel notch not required	
Creates a clean, hidden appearance	
Infinite positioning along the T-slot	
Torque with 3/16" hex wrench to 17-22 ft-lbs	




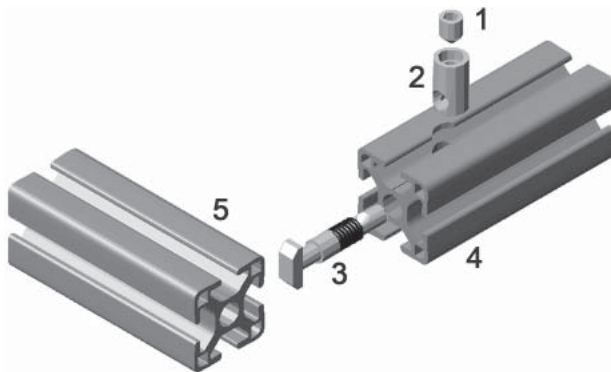
Machining Required

Service No.	Description
15MA9074	T-Anchor counterbore service (SM profiles)


See page 29 for machining information


Assembly Instructions

1. Drop barrel into counterbore (Item 2)
2. Insert "T" Bar (item 3) w/ spring into extrusion hole (item 4) and hole in barrel (item 2)
3. Insert set screw (item 1) and begin tightening until slight tension is on the "T" Bar (item 3)
4. Place the head of the "T" anchor into the mating extrusion (item 5)
5. Once extrusion is in place, tighten the set screw with a 3/16" hex wrench (item 1)



Anchor Fasteners: Fractional & Metric

15 Series Anchor Fastener Assembly w/ Standard T-Nut	
Part No. 15FAC3880 (5/16-18 T-Nut)	
Part No. 15MFAC3720 (M8 x 1.25 T-Nut)	
Very strong connection method	
Fast, easy assembly	
Corrosion resistant finish	
Zinc die casting material	
Infinite positioning along the T-slot	

15 Series Anchor Fastener Assembly w/ Drop-In T-Nut	
Part No. 15FAC3888 (5/16-18 T-Nut)	
Part No. 15MFAC3728 (M8 x 1.25 T-Nut)	
Very strong connection method	
Fast, easy assembly	
Corrosion resistant finish	
Zinc die casting material	
Infinite positioning along the T-slot	

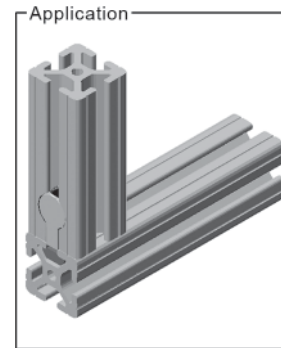

Machining Required

Service No.	Description
15MA9071	15 Series counterbore drilling service

See page 30 for machining information

Assembly Instructions

1. Insert the assembled anchor fastener into the T-slot.
2. Set the mating extrusion 90° to the joining slot.
3. Place the anchor fastener into the counterbore of the mating extrusion.
4. Be sure the extrusions are properly aligned.
5. Tighten the anchor fastener with a 1/4" (fractional) or M5 (metric) ball end hex wrench.



Already have the hardware? Order the anchor body separately:

Part No. **15FA3610**

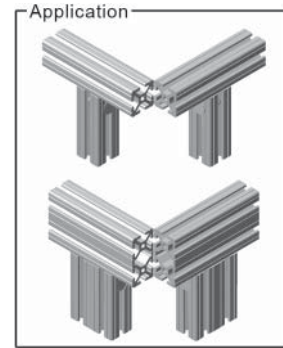




Double Anchor Fasteners

15 Series Double Anchor Fastener (1.5")	
Part No. 15FAC3882	
Quicker assembly	
For use with 1.5" extrusions	
Standard T-nut included	

15 Series Double Anchor Fastener (3.0")	
Part No. 15FAC3884	
Quicker assembly	
For use with 3.0" extrusions	
Standard T-nut included	



Machining Required

Service No.	Description
15MA9071	15 Series counterbore drilling service

See page 30 for machining information


Butt Fasteners

15 Series Butt Fastener Assembly	
Part No. 15FAC3886	
Join two extrusions together at the ends to extend the total length	
Use on two sides for maximum strength	

Machining Required

Service No.	Description
15MA9071	15 Series counterbore drilling service

See page 30 for machining information




T-Slot Connector


15 Series T-Slot Connector	
Part No. 15FAC3894	
No machining required	
Infinite positioning along the T-slot	
Position and tighten with set screw	


NO Machining Required!

- The quickest and easiest way to connect extrusions.
- Recommended for light-duty applications.



End Fasteners: Fractional & Metric

15 Series End Fastener Assembly	
Part No. 15FAC3865 (5/16-18 x 1 screw)	
Part No. 15MFAC3710 (M8 x 25 screw)	
Strong 90° connection	
Ideal for tight spacing	
Creates a clean, hidden appearance	



Machining Required


Service No.	Description
(multiple)	End tap services - see pg. 28
(multiple)	Access hole services - see pg. 31

Assembly Instructions


1. Set the clip on the extrusion end over the tapped hole.
2. Thread the bolt into the hole, but do not fully tighten at this time.
3. Slide the bottom T-slot onto the clip of the mating extrusion.
4. Line up the access hole with the head of the bolt.
5. Tighten the end fastener with a 3/16" (fractional) or M5 (metric) ball end hex wrench.

Already have the hardware? Order the end clip separately:

Part No. **15FA3615**



Faztek Applications



Linear motion products from Faztek offer versatility on a wide range of applications. This custom unit was designed for a customer in need of a cost-effective linear motion solution. Faztek's linear motion bearings constructed from UHMW plastic offer exactly that. Easy to use, no maintenance, and self-lubricating materials make them a great choice.

Materials Used:

- 15EX1530 T-Slot aluminum extrusions
- Stanchion clamps w/ locking handles
- 1.5" x 3.0" UHMW double flange linear bearings
- Plastic end caps
- Various fasteners



Add mobility to guarding for additional application uses. This assembly features two hinged doors as well as 5" casters for quick positioning. Simply roll away guard to perform cleaning and machine maintenance.

Materials Used:

- 15EX1515L T-Slot aluminum extrusions
- 1/4" Plastic panels
- 5" Swivel casters
- Nylon hinges
- Deadbolt latches
- Plastic door handles
- 45° Supports
- Various fasteners

See additional Faztek applications online at www.faztek.net!

Section 4 15 Series Brackets



Corner Brackets



Joining Plates



45° Supports

Create fast and secure connections between extrusions with a variety of brackets, plates and supports. Corner brackets and joining plates easily install with fasteners and T-nuts. For added strength, 45° supports are available in standard and custom lengths.

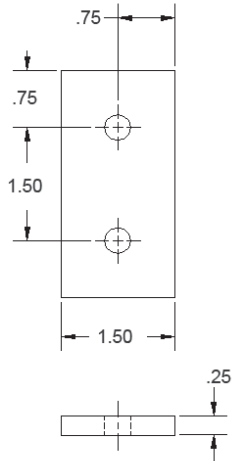
Mounting brackets from Faztek offer these advantages:

- Easy modification
- No machining required
- Easily reinforce connections
- Only a few tools needed to complete assembly

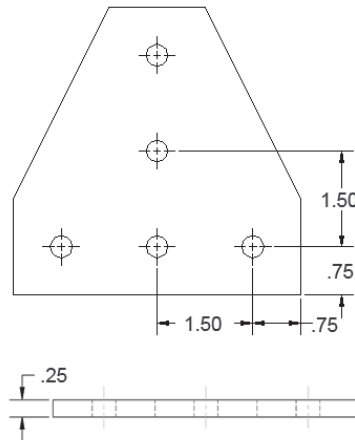


Please review the following bolt pattern dimensions which apply to all 15 Series Corner Brackets and Joining Plates.

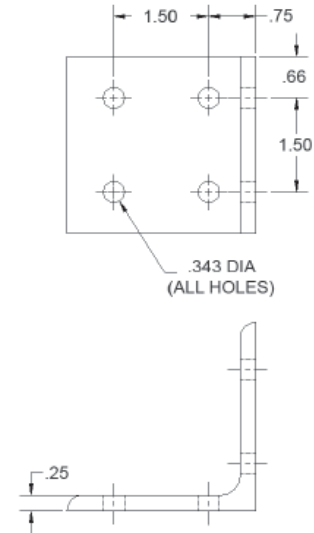
Joining Strips



Joining Plates



Corner Brackets



JOINING PLATE & CORNER BRACKET PROPERTIES	
MATERIAL	6061-T6, 6063-T6
FINISH	CLEAR ANODIZE
HOLE DIAMETER	.343"



Pre-load fasteners into brackets before assembly to save time. See page 6 for details.

Joining Strips & Plates - used to connect two or more extrusions at various angles. Joining strips are fastened to the exterior of extrusions with a combination of T-nuts and flanged button heads.

Corner Brackets - used to connect two extrusions at 90° angles. Most corner brackets are fastened on the inside of extrusions with a combination of T-nuts and button heads. Special tri-corner brackets are available to connect three extrusions at a corner.

Corner Gussets - used to connect two extrusions at 90° angles. Gussets are fastened on the inside of extrusions with a combination of T-nuts and button heads. This is the strongest method of connecting extrusions by means of brackets.

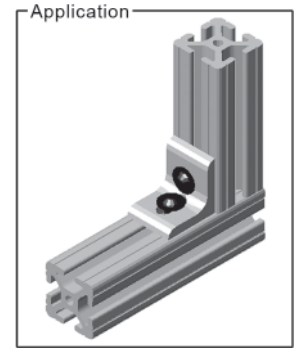
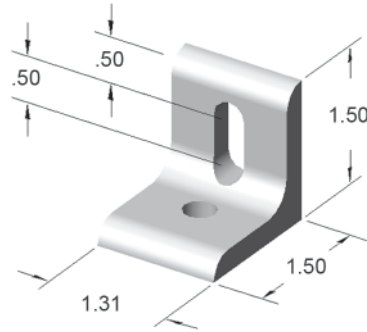
Please see the 'recommended hardware' boxes on the following pages to be sure you have the correct fasteners and quantities for each part.

*non-stock parts = 1-2 week lead-time - please call for details



15CB4000

2 HOLE SLOTTED INSIDE CORNER BRACKET



Part weight: .075 lbs

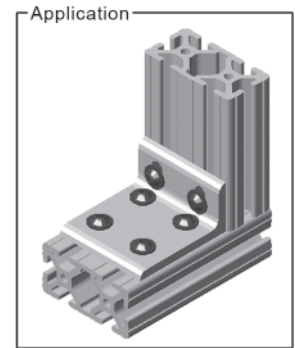
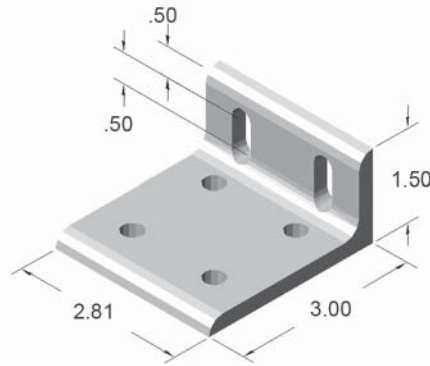

RECOMMENDED HARDWARE

QTY	DESCRIPTION	PART NO.
2	5/16-18 x 5/8 FBHSCS	13FA3331
2	5/16-18 ECONOMY T-NUT	15FA3501

See pages 36-43 for additional fasteners & T-nuts

15CB4001

6 HOLE SLOTTED INSIDE CORNER BRACKET



Part weight: .265 lbs

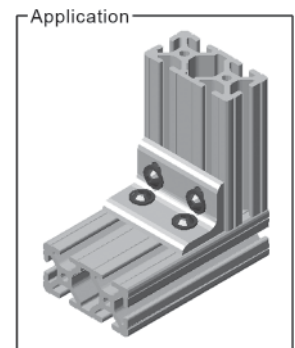
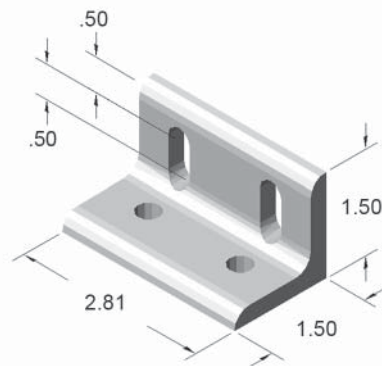

RECOMMENDED HARDWARE

QTY	DESCRIPTION	PART NO.
6	5/16-18 x 5/8 FBHSCS	13FA3331
6	5/16-18 ECONOMY T-NUT	15FA3501

See pages 36-43 for additional fasteners & T-nuts

15CB4002

4 HOLE SLOTTED INSIDE CORNER BRACKET



Part weight: .170 lbs

RECOMMENDED HARDWARE

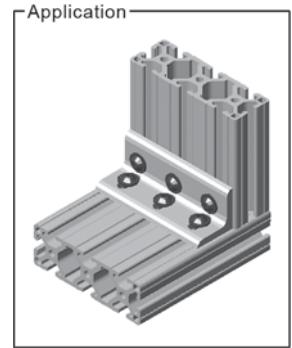
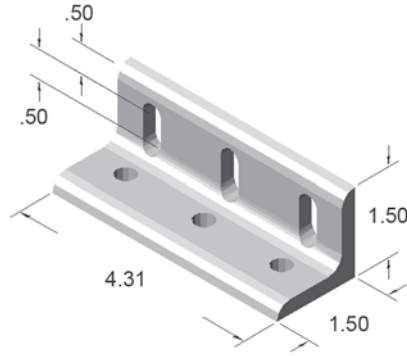
QTY	DESCRIPTION	PART NO.
4	5/16-18 x 5/8 FBHSCS	13FA3331
4	5/16-18 ECONOMY T-NUT	15FA3501

See pages 36-43 for additional fasteners & T-nuts



15CB4003

6 HOLE SLOTTED INSIDE CORNER BRACKET



Part weight: .265 lbs

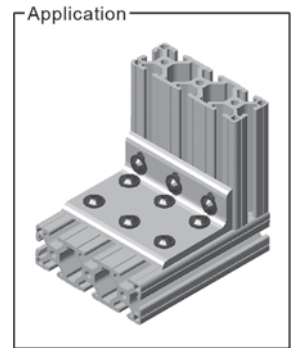
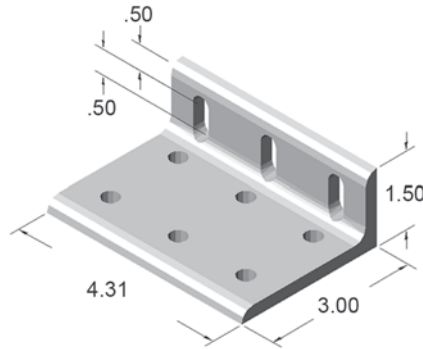
RECOMMENDED HARDWARE

QTY	DESCRIPTION	PART NO.
6	5/16-18 x 5/8 FBHSCS	13FA3331
6	5/16-18 ECONOMY T-NUT	15FA3501

See pages 36-43 for additional fasteners & T-nuts

15CB4004

9 HOLE SLOTTED INSIDE CORNER BRACKET



Part weight: .410 lbs

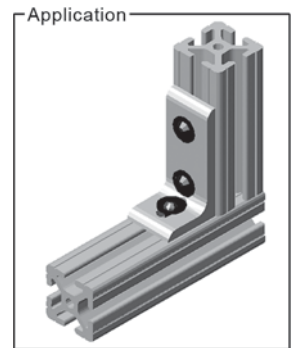
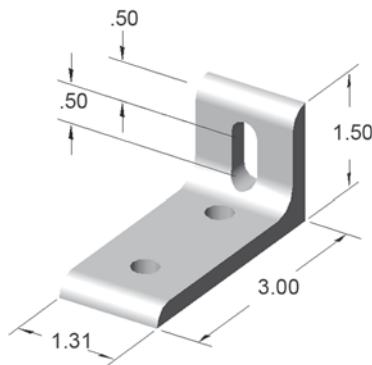

RECOMMENDED HARDWARE

QTY	DESCRIPTION	PART NO.
9	5/16-18 x 5/8 FBHSCS	13FA3331
9	5/16-18 ECONOMY T-NUT	15FA3501

See pages 36-43 for additional fasteners & T-nuts

15CB4005

3 HOLE SLOTTED INSIDE CORNER BRACKET



Part weight: .120 lbs

RECOMMENDED HARDWARE

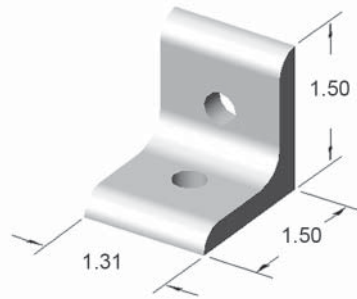
QTY	DESCRIPTION	PART NO.
3	5/16-18 x 5/8 FBHSCS	13FA3331
3	5/16-18 ECONOMY T-NUT	15FA3501

See pages 36-43 for additional fasteners & T-nuts



15CB4801

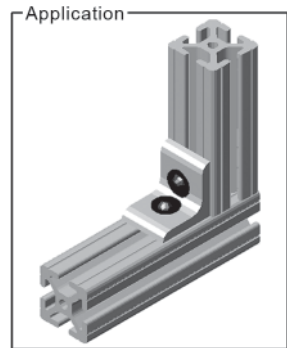
2 HOLE INSIDE CORNER BRACKET



RECOMMENDED HARDWARE

QTY	DESCRIPTION	PART NO.
2	5/16-18 x 5/8 FBHSCS	13FA3331
2	5/16-18 ECONOMY T-NUT	15FA3501


See pages 36-43 for additional fasteners & T-nuts



Part weight: .080 lbs

15CB4802

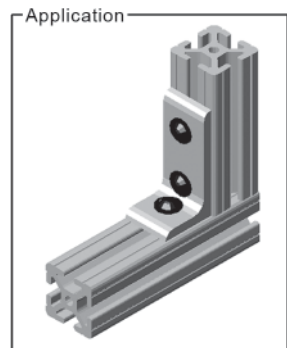
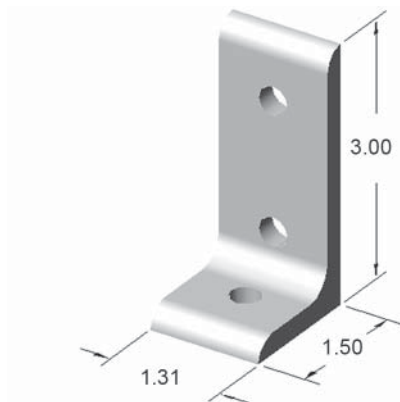
3 HOLE INSIDE CORNER BRACKET



RECOMMENDED HARDWARE

QTY	DESCRIPTION	PART NO.
3	5/16-18 x 5/8 FBHSCS	13FA3331
3	5/16-18 ECONOMY T-NUT	15FA3501

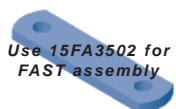
See pages 36-43 for additional fasteners & T-nuts



Part weight: .130 lbs

15CB4803


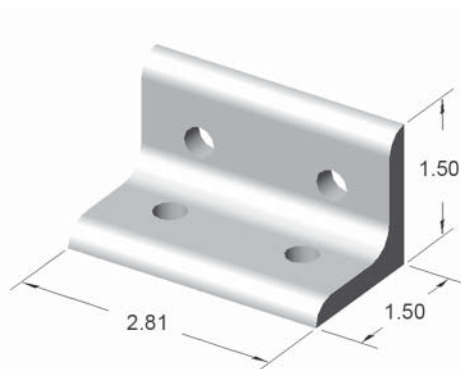
4 HOLE INSIDE CORNER BRACKET



RECOMMENDED HARDWARE

QTY	DESCRIPTION	PART NO.
4	5/16-18 x 5/8 FBHSCS	13FA3331
4	5/16-18 ECONOMY T-NUT	15FA3501

See pages 36-43 for additional fasteners & T-nuts




Part weight: .175 lbs



15CB4804

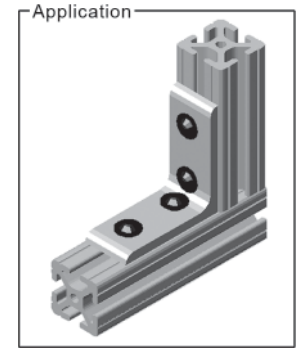
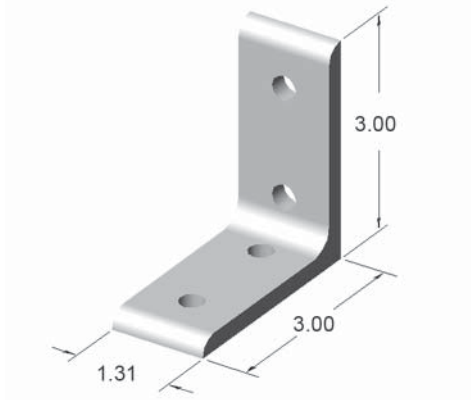
4 HOLE INSIDE CORNER BRACKET



RECOMMENDED HARDWARE

QTY	DESCRIPTION	PART NO.
4	5/16-18 x 5/8 FBHSCS	13FA3331
4	5/16-18 ECONOMY T-NUT	15FA3501

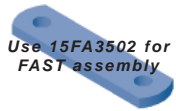
See pages 36-43 for additional fasteners & T-nuts



Part weight: .170 lbs

15CB4805

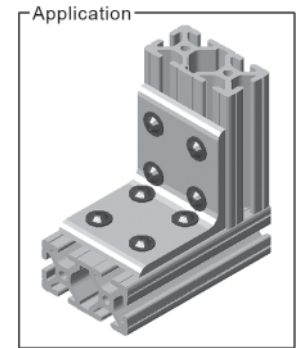
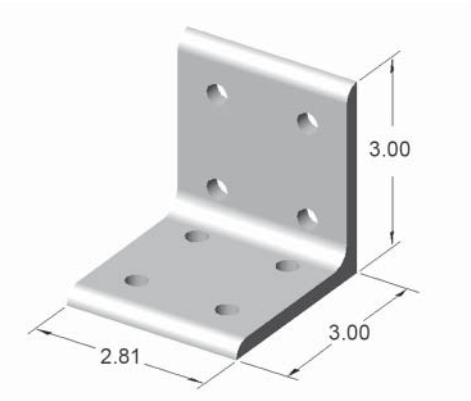
8 HOLE INSIDE CORNER BRACKET



RECOMMENDED HARDWARE

QTY	DESCRIPTION	PART NO.
8	5/16-18 x 5/8 FBHSCS	13FA3331
8	5/16-18 ECONOMY T-NUT	15FA3501


See pages 36-43 for additional fasteners & T-nuts



Part weight: .365 lbs

15CB4806

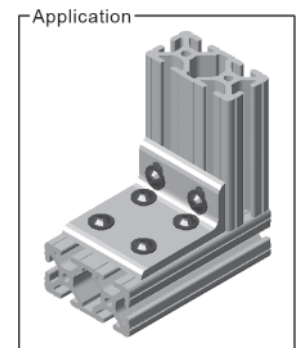
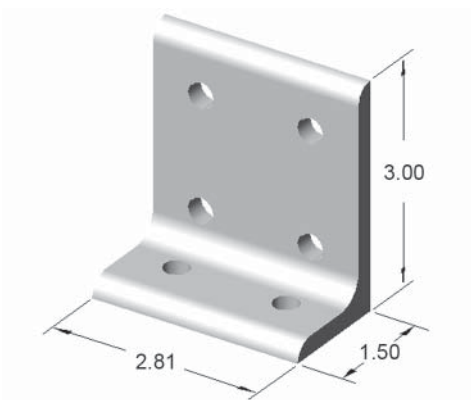
6 HOLE INSIDE CORNER BRACKET



RECOMMENDED HARDWARE

QTY	DESCRIPTION	PART NO.
6	5/16-18 x 5/8 FBHSCS	13FA3331
6	5/16-18 ECONOMY T-NUT	15FA3501

See pages 36-43 for additional fasteners & T-nuts

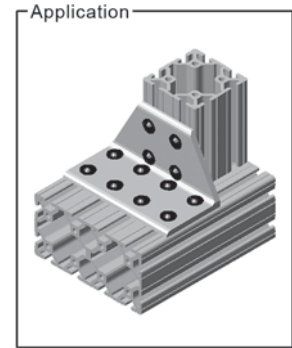
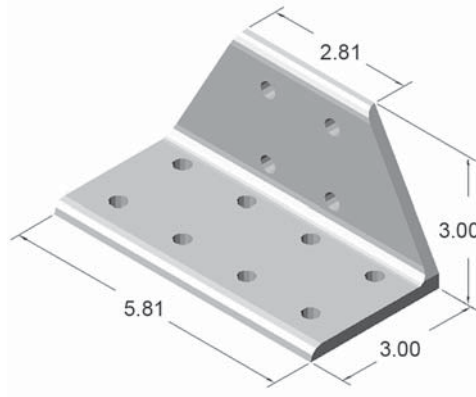



Part weight: .285 lbs



15CB4808

12 HOLE CENTER INSIDE CORNER BRACKET



Part weight: .665 lbs

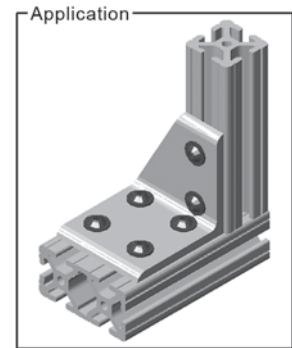
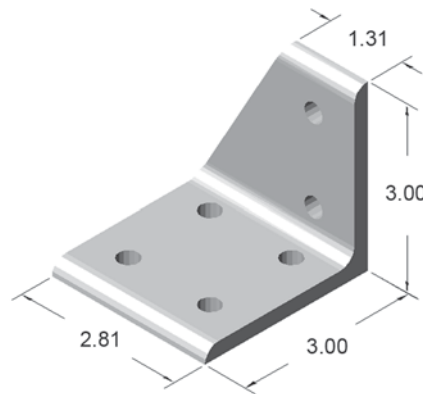
RECOMMENDED HARDWARE

QTY	DESCRIPTION	PART NO.
12	5/16-18 x 5/8 FBHSCS	13FA3331
12	5/16-18 ECONOMY T-NUT	15FA3501

See pages 36-43 for additional fasteners & T-nuts

15CB4811

6 HOLE RIGHT INSIDE CORNER BRACKET



Part weight: .330 lbs


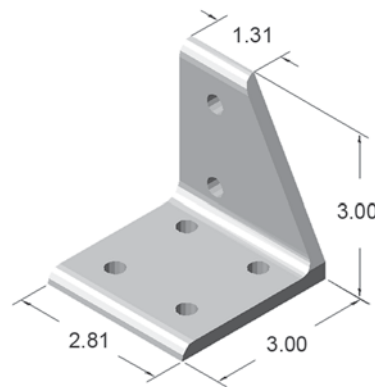
RECOMMENDED HARDWARE

QTY	DESCRIPTION	PART NO.
6	5/16-18 x 5/8 FBHSCS	13FA3331
6	5/16-18 ECONOMY T-NUT	15FA3501

See pages 36-43 for additional fasteners & T-nuts

15CB4812

6 HOLE LEFT INSIDE CORNER BRACKET



Part weight: .320 lbs

RECOMMENDED HARDWARE


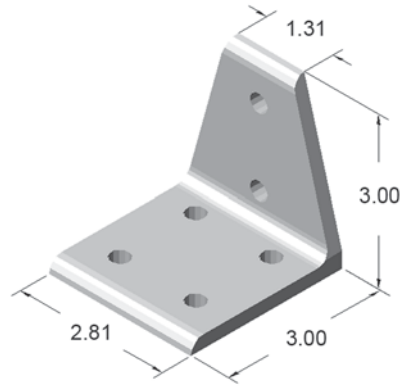
QTY	DESCRIPTION	PART NO.
6	5/16-18 x 5/8 FBHSCS	13FA3331
6	5/16-18 ECONOMY T-NUT	15FA3501

See pages 36-43 for additional fasteners & T-nuts



15CB4813

6 HOLE CENTER INSIDE CORNER BRACKET



Part weight: .335 lbs


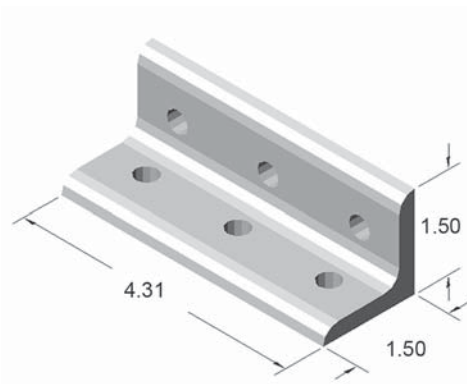
RECOMMENDED HARDWARE

QTY	DESCRIPTION	PART NO.
6	5/16-18 x 5/8 FBHSCS	13FA3331
6	5/16-18 ECONOMY T-NUT	15FA3501

See pages 36-43 for additional fasteners & T-nuts

15CB4815

6 HOLE INSIDE CORNER BRACKET



Part weight: .275 lbs

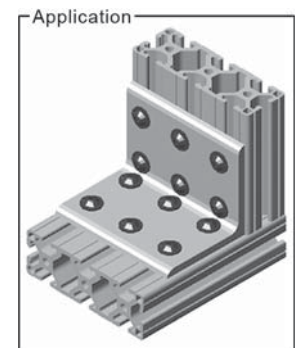
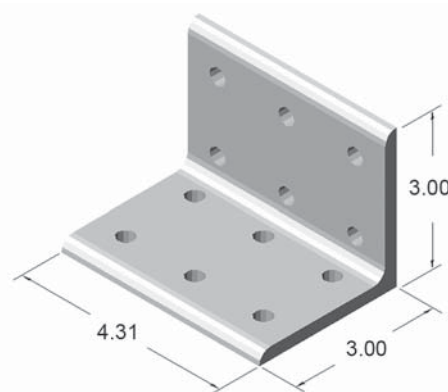

RECOMMENDED HARDWARE

QTY	DESCRIPTION	PART NO.
6	5/16-18 x 5/8 FBHSCS	13FA3331
6	5/16-18 ECONOMY T-NUT	15FA3501

See pages 36-43 for additional fasteners & T-nuts

15CB4816

12 HOLE INSIDE CORNER BRACKET



Part weight: .550 lbs

RECOMMENDED HARDWARE


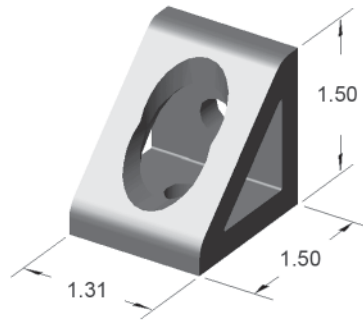
QTY	DESCRIPTION	PART NO.
12	5/16-18 x 5/8 FBHSCS	13FA3331
12	5/16-18 ECONOMY T-NUT	15FA3501

See pages 36-43 for additional fasteners & T-nuts



15CB4840

2 HOLE INSIDE GUSSET CORNER BRACKET



Part weight: .115 lbs


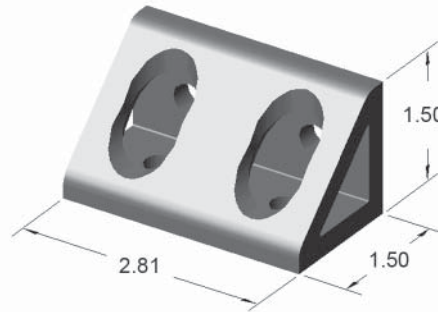
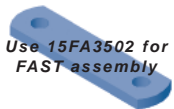
RECOMMENDED HARDWARE

QTY	DESCRIPTION	PART NO.
2	5/16-18 x 5/8 FBHSCS	13FA3331
2	5/16-18 ECONOMY T-NUT	15FA3501

See pages 36-43 for additional fasteners & T-nuts

15CB4841

4 HOLE INSIDE GUSSET CORNER BRACKET



Part weight: .245 lbs

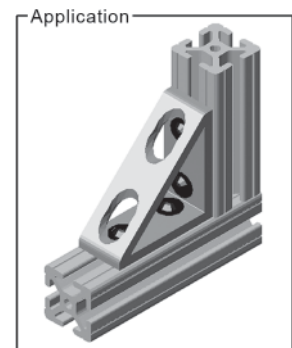
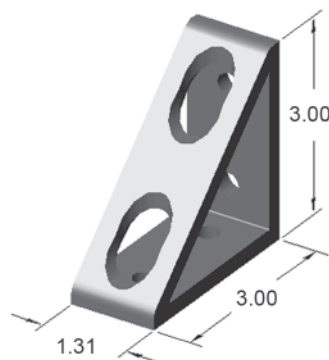
RECOMMENDED HARDWARE

QTY	DESCRIPTION	PART NO.
4	5/16-18 x 5/8 FBHSCS	13FA3331
4	5/16-18 ECONOMY T-NUT	15FA3501

See pages 36-43 for additional fasteners & T-nuts

15CB4842

4 HOLE INSIDE GUSSET CORNER BRACKET



Part weight: .250 lbs

RECOMMENDED HARDWARE

QTY	DESCRIPTION	PART NO.
4	5/16-18 x 5/8 FBHSCS	13FA3331
4	5/16-18 ECONOMY T-NUT	15FA3501

See pages 36-43 for additional fasteners & T-nuts



15CB4843

8 HOLE INSIDE GUSSET CORNER BRACKET


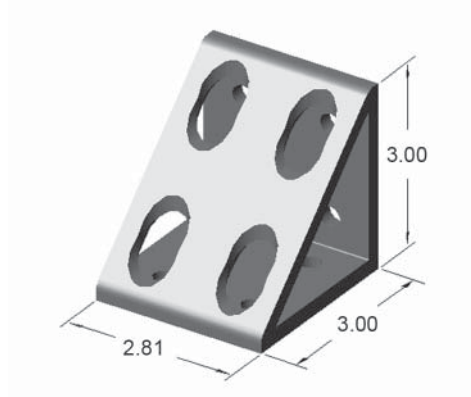


Use 15FA3502 for FAST assembly

RECOMMENDED HARDWARE

QTY	DESCRIPTION	PART NO.
8	5/16-18 x 5/8 FBHSCS	13FA3331
8	5/16-18 ECONOMY T-NUT	15FA3501

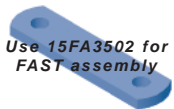
See pages 36-43 for additional fasteners & T-nuts



Part weight: .540 lbs

15CB4844

16 HOLE INSIDE GUSSET CORNER BRACKET


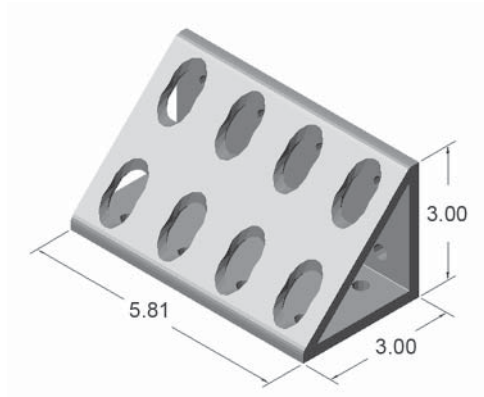


Use 15FA3502 for FAST assembly

RECOMMENDED HARDWARE

QTY	DESCRIPTION	PART NO.
16	5/16-18 x 5/8 FBHSCS	13FA3331
16	5/16-18 ECONOMY T-NUT	15FA3501

See pages 36-43 for additional fasteners & T-nuts

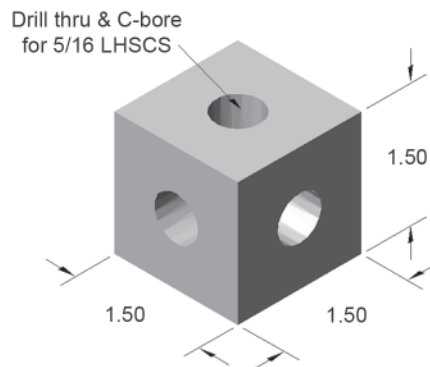


Part weight: 1.160 lbs

15CB4846

SQUARE TRI-CORNER BRACKET


Requires end taps on extrusions



RECOMMENDED HARDWARE

QTY	DESCRIPTION	PART NO.
3	5/16-18 x 1 1/4 LHSCS	13FA3710

See pages 36-43 for additional fasteners & T-nuts



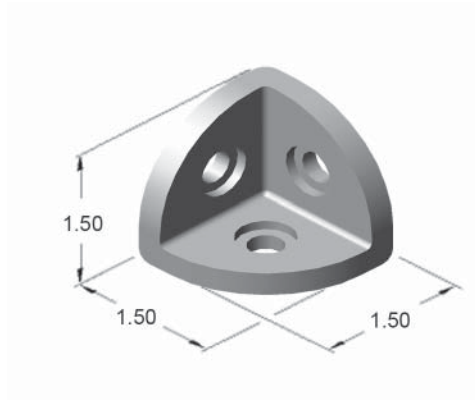
Part weight: .270 lbs



15CB4850

QUARTER ROUND TRI-CORNER BRACKET

Requires end taps on extrusions



Part weight: .110 lbs

RECOMMENDED HARDWARE

QTY	DESCRIPTION	PART NO.
3	5/16-18 x 1 1/4 LHSCS	13FA3710


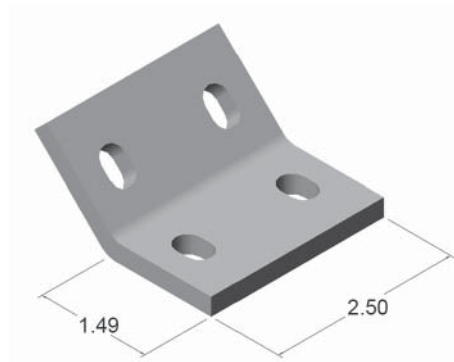
See pages 36-43 for additional fasteners & T-nuts

15CB4870

4 HOLE 45° SLOTTED CORNER BRACKET



Use 15FA3502 for FAST assembly



Part weight: 1.160 lbs

RECOMMENDED HARDWARE


QTY	DESCRIPTION	PART NO.
4	5/16-18 x 5/8 FBHSCS	13FA3331
4	5/16-18 ECONOMY T-NUT	15FA3501

See pages 36-43 for additional fasteners & T-nuts

Applications At A Glance



Work Cart w/ Drawer



CNC Guard



Enclosure w/ Access Doors


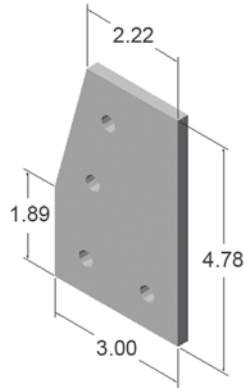


15JP4500* (non-stock)

4 HOLE 75° JOINING PLATE



Use 15FA3502 for FAST assembly



Part weight: .290 lbs

RECOMMENDED HARDWARE

QTY	DESCRIPTION	PART NO.
4	5/16-18 x 5/8 FBHSCS	13FA3331
4	5/16-18 ECONOMY T-NUT	15FA3501


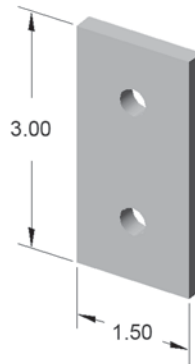
See pages 36-43 for additional fasteners & T-nuts

15JP4501

2 HOLE JOINING STRIP



Use 15FA3502 for FAST assembly



Part weight: .105 lbs

RECOMMENDED HARDWARE

QTY	DESCRIPTION	PART NO.
2	5/16-18 x 5/8 FBHSCS	13FA3331
2	5/16-18 ECONOMY T-NUT	15FA3501


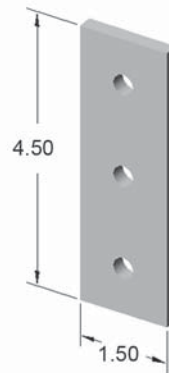
See pages 36-43 for additional fasteners & T-nuts

15JP4502

3 HOLE JOINING STRIP



Use 15FA3520 for FASTER assembly



Part weight: .155 lbs

RECOMMENDED HARDWARE



QTY	DESCRIPTION	PART NO.
3	5/16-18 x 5/8 FBHSCS	13FA3331
3	5/16-18 ECONOMY T-NUT	15FA3501

See pages 36-43 for additional fasteners & T-nuts



15JP4503

4 HOLE JOINING STRIP



Part weight: .205 lbs


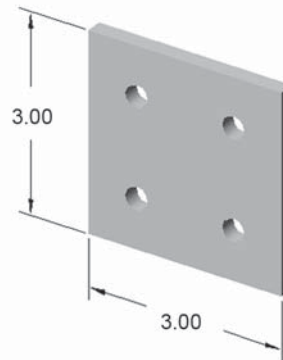
RECOMMENDED HARDWARE

QTY	DESCRIPTION	PART NO.
4	5/16-18 x 5/8 FBHSCS	13FA3331
4	5/16-18 ECONOMY T-NUT	15FA3501

See pages 36-43 for additional fasteners & T-nuts

15JP4504

4 HOLE JOINING PLATE



Part weight: .210 lbs


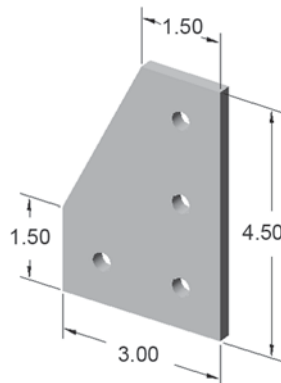
RECOMMENDED HARDWARE

QTY	DESCRIPTION	PART NO.
4	5/16-18 x 5/8 FBHSCS	13FA3331
4	5/16-18 ECONOMY T-NUT	15FA3501

See pages 36-43 for additional fasteners & T-nuts

15JP4505

4 HOLE 90° JOINING PLATE



Part weight: .265 lbs

RECOMMENDED HARDWARE


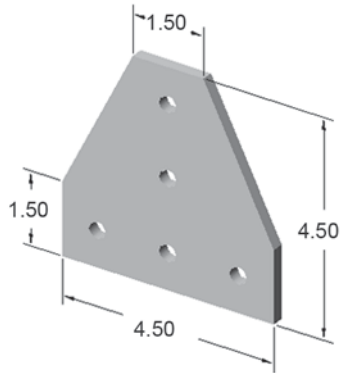
QTY	DESCRIPTION	PART NO.
4	5/16-18 x 5/8 FBHSCS	13FA3331
4	5/16-18 ECONOMY T-NUT	15FA3501

See pages 36-43 for additional fasteners & T-nuts



15JP4506

5 HOLE TEE JOINING PLATE



Part weight: .370 lbs


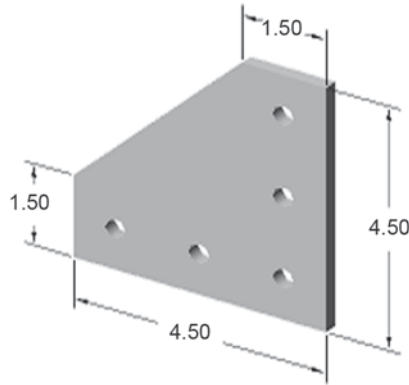
RECOMMENDED HARDWARE

QTY	DESCRIPTION	PART NO.
5	5/16-18 x 5/8 FBHSCS	13FA3331
5	5/16-18 ECONOMY T-NUT	15FA3501

See pages 36-43 for additional fasteners & T-nuts

15JP4507

5 HOLE 90° JOINING PLATE



Part weight: .375 lbs

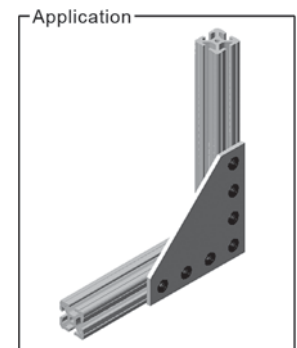
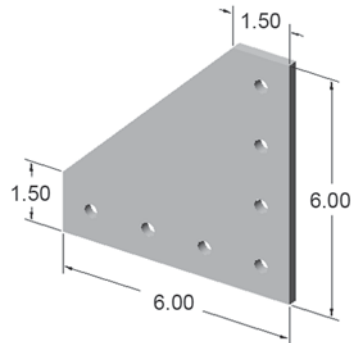
RECOMMENDED HARDWARE

QTY	DESCRIPTION	PART NO.
5	5/16-18 x 5/8 FBHSCS	13FA3331
5	5/16-18 ECONOMY T-NUT	15FA3501

See pages 36-43 for additional fasteners & T-nuts

15JP4508

7 HOLE 90° JOINING PLATE



Part weight: .605 lbs

RECOMMENDED HARDWARE

QTY	DESCRIPTION	PART NO.
7	5/16-18 x 5/8 FBHSCS	13FA3331
7	5/16-18 ECONOMY T-NUT	15FA3501

See pages 36-43 for additional fasteners & T-nuts



15JP4509


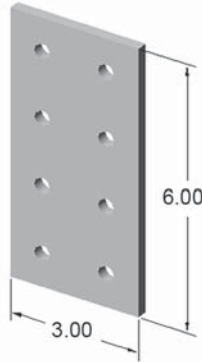
8 HOLE JOINING PLATE



Use 15FA3502 for FAST assembly



Use 15FA3520 for FASTER assembly



Part weight: .415 lbs

RECOMMENDED HARDWARE

QTY	DESCRIPTION	PART NO.
8	5/16-18 x 5/8 FBHSCS	13FA3331
8	5/16-18 ECONOMY T-NUT	15FA3501

See pages 36-43 for additional fasteners & T-nuts

15JP4510


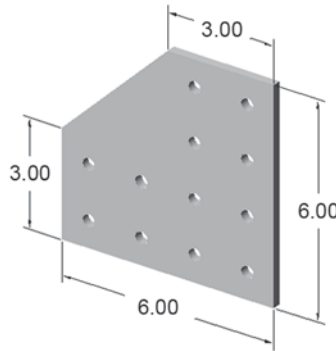
12 HOLE 90° JOINING PLATE



Use 15FA3502 for FAST assembly



Use 15FA3520 for FASTER assembly



Part weight: .735 lbs

RECOMMENDED HARDWARE

QTY	DESCRIPTION	PART NO.
12	5/16-18 x 5/8 FBHSCS	13FA3331
12	5/16-18 ECONOMY T-NUT	15FA3501

See pages 36-43 for additional fasteners & T-nuts

15JP4511* (non-stock)

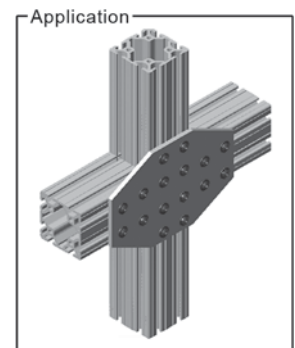
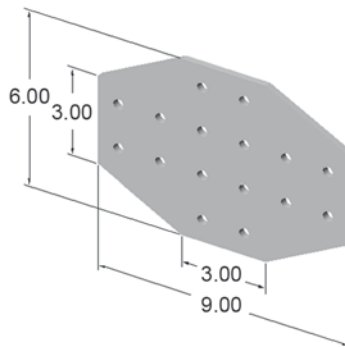
16 HOLE CROSS JOINING PLATE



Use 15FA3502 for FAST assembly



Use 15FA3520 for FASTER assembly



Part weight: 1.065 lbs

RECOMMENDED HARDWARE


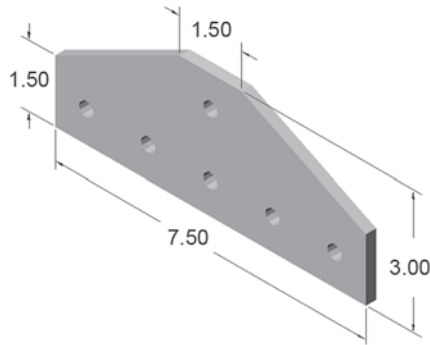
QTY	DESCRIPTION	PART NO.
16	5/16-18 x 5/8 FBHSCS	13FA3331
16	5/16-18 ECONOMY T-NUT	15FA3501

See pages 36-43 for additional fasteners & T-nuts



15JP4512* (non-stock)

6 HOLE TEE JOINING PLATE



Part weight: .415 lbs


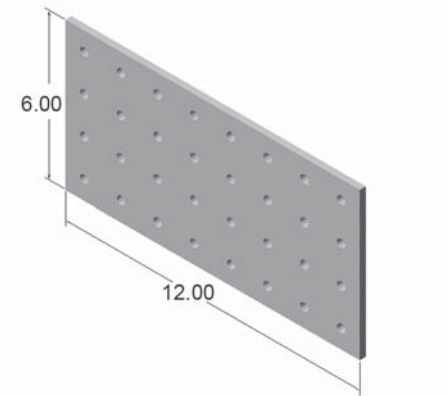
RECOMMENDED HARDWARE

QTY	DESCRIPTION	PART NO.
6	5/16-18 x 5/8 FBHSCS	13FA3331
6	5/16-18 ECONOMY T-NUT	15FA3501

See pages 36-43 for additional fasteners & T-nuts

15JP4513* (non-stock)

32 HOLE JOINING PLATE



Part weight: 1.650 lbs


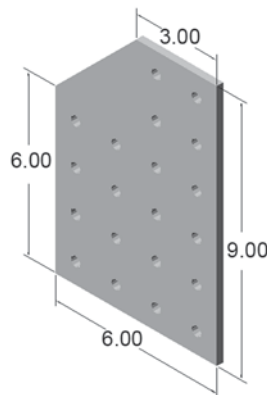
RECOMMENDED HARDWARE

QTY	DESCRIPTION	PART NO.
32	5/16-18 x 5/8 FBHSCS	13FA3331
32	5/16-18 ECONOMY T-NUT	15FA3501

See pages 36-43 for additional fasteners & T-nuts

15JP4514* (non-stock)

20 HOLE 90° JOINING PLATE



Part weight: 1.140 lbs

RECOMMENDED HARDWARE

QTY	DESCRIPTION	PART NO.
20	5/16-18 x 5/8 FBHSCS	13FA3331
20	5/16-18 ECONOMY T-NUT	15FA3501

See pages 36-43 for additional fasteners & T-nuts



15JP4515* (non-stock)


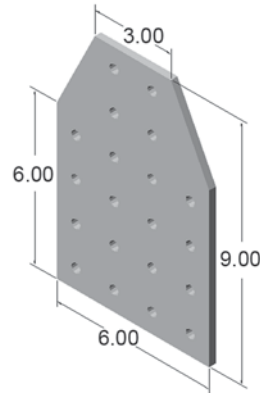
20 HOLE TEE JOINING PLATE



Use 15FA3502 for FAST assembly



Use 15FA3520 for FASTER assembly



Part weight: 1.175 lbs

RECOMMENDED HARDWARE

QTY	DESCRIPTION	PART NO.
20	5/16-18 x 5/8 FBHSCS	13FA3331
20	5/16-18 ECONOMY T-NUT	15FA3501

See pages 36-43 for additional fasteners & T-nuts

15JP4516

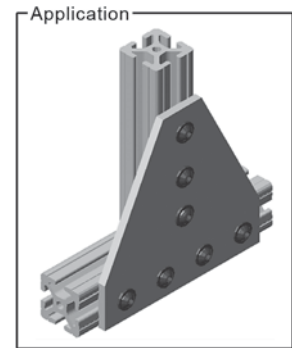
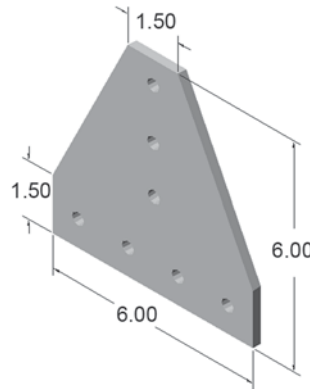
7 HOLE TEE JOINING PLATE



Use 15FA3502 for FAST assembly



Use 15FA3520 for FASTER assembly



Part weight: .615 lbs

RECOMMENDED HARDWARE

QTY	DESCRIPTION	PART NO.
7	5/16-18 x 5/8 FBHSCS	13FA3331
7	5/16-18 ECONOMY T-NUT	15FA3501


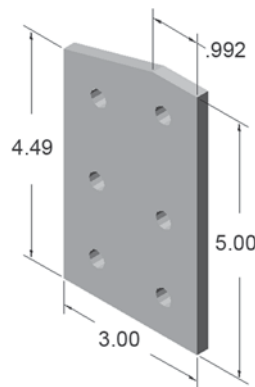
See pages 36-43 for additional fasteners & T-nuts

15JP4517* (non-stock)

6 HOLE 15° JOINING PLATE



Use 15FA3502 for FAST assembly



Part weight: .335 lbs

RECOMMENDED HARDWARE


QTY	DESCRIPTION	PART NO.
6	5/16-18 x 5/8 FBHSCS	13FA3331
6	5/16-18 ECONOMY T-NUT	15FA3501

See pages 36-43 for additional fasteners & T-nuts


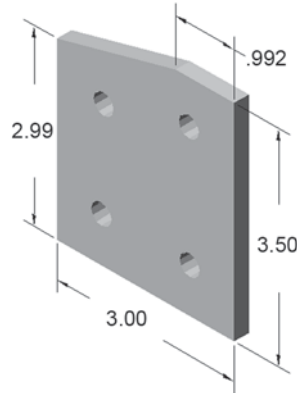


15JP4518* (non-stock)

4 HOLE 15° JOINING PLATE



Use 15FA3502 for FAST assembly



Part weight: .230 lbs

RECOMMENDED HARDWARE

QTY	DESCRIPTION	PART NO.
4	5/16-18 x 5/8 FBHSCS	13FA3331
4	5/16-18 ECONOMY T-NUT	15FA3501

See pages 36-43 for additional fasteners & T-nuts

15JP4519* (non-stock)


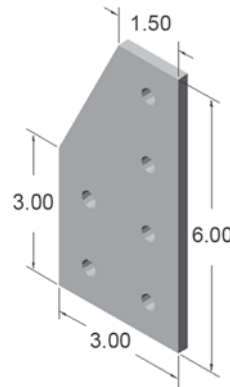
6 HOLE 90° JOINING PLATE



Use 15FA3502 for FAST assembly



Use 15FA3520 for FASTER assembly



Part weight: .370 lbs

RECOMMENDED HARDWARE

QTY	DESCRIPTION	PART NO.
6	5/16-18 x 5/8 FBHSCS	13FA3331
6	5/16-18 ECONOMY T-NUT	15FA3501

See pages 36-43 for additional fasteners & T-nuts

15JP4520

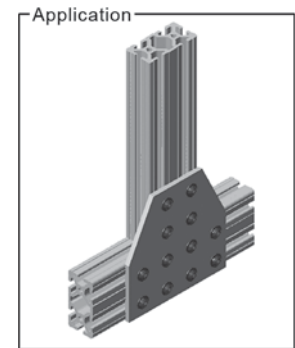
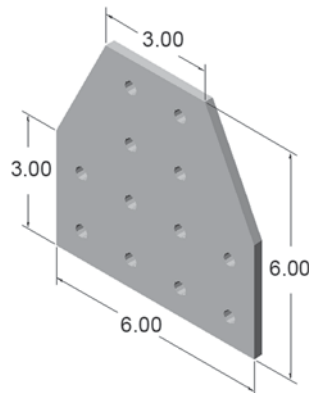
12 HOLE TEE JOINING PLATE



Use 15FA3502 for FAST assembly



Use 15FA3520 for FASTER assembly



Part weight: .730 lbs

RECOMMENDED HARDWARE

QTY	DESCRIPTION	PART NO.
12	5/16-18 x 5/8 FBHSCS	13FA3331
12	5/16-18 ECONOMY T-NUT	15FA3501

See pages 36-43 for additional fasteners & T-nuts



15JP4521* (non-stock)


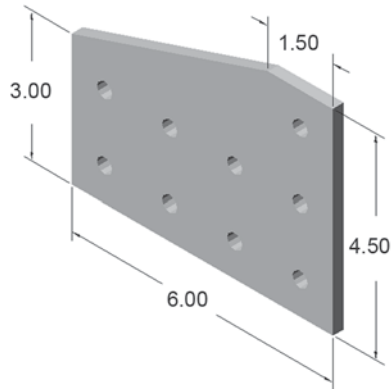
9 HOLE 90° JOINING PLATE



Use 15FA3502 for FAST assembly



Use 15FA3520 for FASTER assembly



Part weight: .545 lbs

RECOMMENDED HARDWARE

QTY	DESCRIPTION	PART NO.
9	5/16-18 x 5/8 FBHSCS	13FA3331
9	5/16-18 ECONOMY T-NUT	15FA3501

See pages 36-43 for additional fasteners & T-nuts

15JP4522* (non-stock)

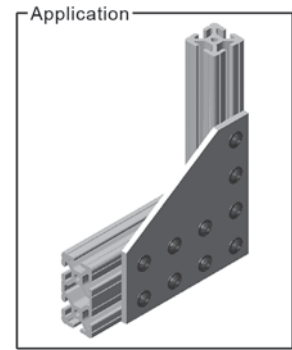
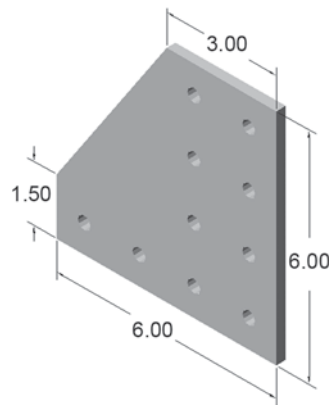
10 HOLE 90° JOINING PLATE



Use 15FA3502 for FAST assembly



Use 15FA3520 for FASTER assembly



Part weight: .690 lbs

RECOMMENDED HARDWARE

QTY	DESCRIPTION	PART NO.
10	5/16-18 x 5/8 FBHSCS	13FA3331
10	5/16-18 ECONOMY T-NUT	15FA3501

See pages 36-43 for additional fasteners & T-nuts

15JP4523* (non-stock)


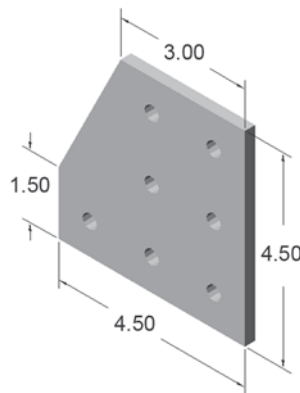
7 HOLE 90° JOINING PLATE



Use 15FA3502 for FAST assembly



Use 15FA3520 for FASTER assembly



Part weight: .415 lbs

RECOMMENDED HARDWARE


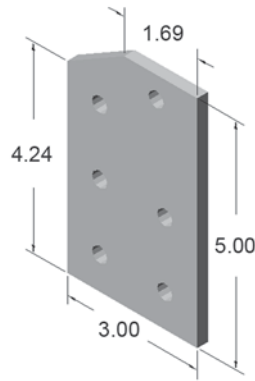
QTY	DESCRIPTION	PART NO.
7	5/16-18 x 5/8 FBHSCS	13FA3331
7	5/16-18 ECONOMY T-NUT	15FA3501

See pages 36-43 for additional fasteners & T-nuts



15JP4524* (non-stock)

6 HOLE 30° JOINING PLATE



Part weight: .335 lbs

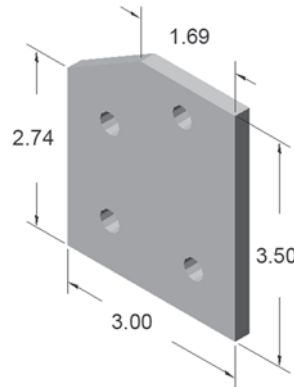
RECOMMENDED HARDWARE

QTY	DESCRIPTION	PART NO.
6	5/16-18 x 5/8 FBHSCS	13FA3331
6	5/16-18 ECONOMY T-NUT	15FA3501

See pages 36-43 for additional fasteners & T-nuts

15JP4525* (non-stock)

4 HOLE 30° JOINING PLATE



Part weight: .230 lbs

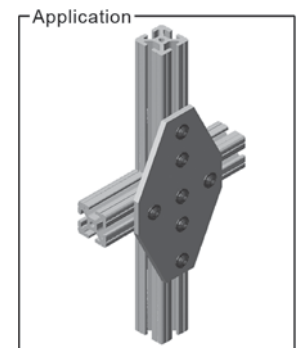
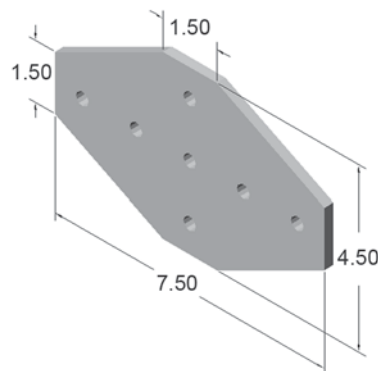
RECOMMENDED HARDWARE

QTY	DESCRIPTION	PART NO.
4	5/16-18 x 5/8 FBHSCS	13FA3331
4	5/16-18 ECONOMY T-NUT	15FA3501

See pages 36-43 for additional fasteners & T-nuts

15JP4526* (non-stock)

7 HOLE CROSS JOINING PLATE



Part weight: .580 lbs

RECOMMENDED HARDWARE

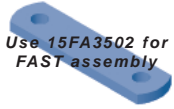
QTY	DESCRIPTION	PART NO.
7	5/16-18 x 5/8 FBHSCS	13FA3331
7	5/16-18 ECONOMY T-NUT	15FA3501

See pages 36-43 for additional fasteners & T-nuts


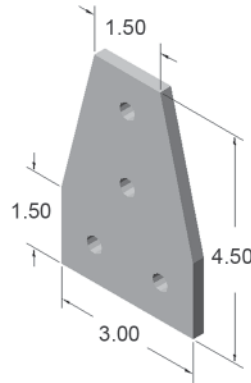


15JP4527

4 HOLE TEE JOINING PLATE



Use 15FA3502 for FAST assembly



Part weight: .260 lbs

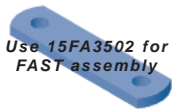
RECOMMENDED HARDWARE

QTY	DESCRIPTION	PART NO.
4	5/16-18 x 5/8 FBHSCS	13FA3331
4	5/16-18 ECONOMY T-NUT	15FA3501


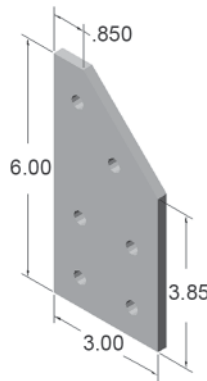
See pages 36-43 for additional fasteners & T-nuts

15JP4528* (non-stock)

6 HOLE 45° JOINING PLATE



Use 15FA3502 for FAST assembly



Part weight: .365 lbs

RECOMMENDED HARDWARE

QTY	DESCRIPTION	PART NO.
6	5/16-18 x 5/8 FBHSCS	13FA3331
6	5/16-18 ECONOMY T-NUT	15FA3501


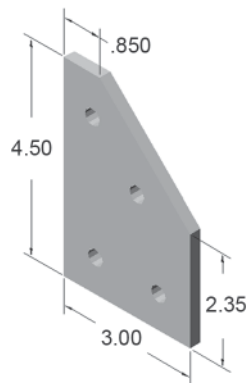
See pages 36-43 for additional fasteners & T-nuts

15JP4529* (non-stock)

4 HOLE 45° JOINING PLATE



Use 15FA3502 for FAST assembly



Part weight: .260 lbs

RECOMMENDED HARDWARE

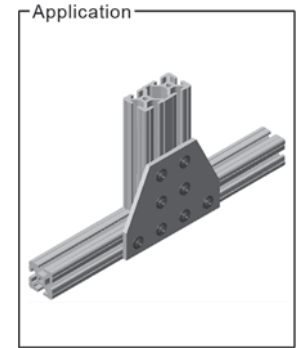
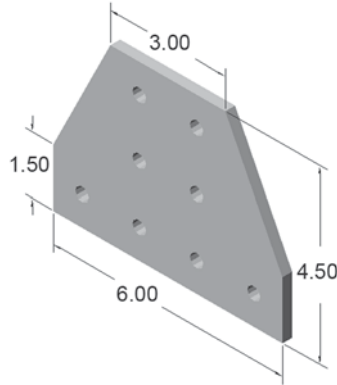
QTY	DESCRIPTION	PART NO.
4	5/16-18 x 5/8 FBHSCS	13FA3331
4	5/16-18 ECONOMY T-NUT	15FA3501

See pages 36-43 for additional fasteners & T-nuts



15JP4530

8 HOLE TEE JOINING PLATE



Part weight: .525 lbs

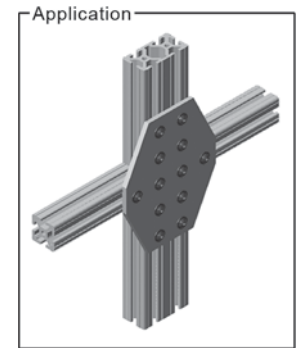
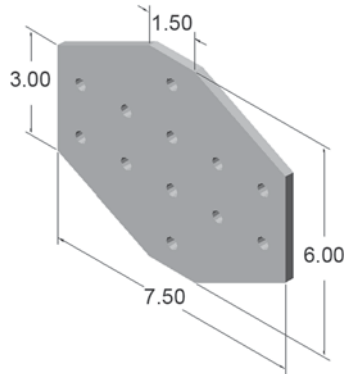
RECOMMENDED HARDWARE

QTY	DESCRIPTION	PART NO.
8	5/16-18 x 5/8 FBHSCS	13FA3331
8	5/16-18 ECONOMY T-NUT	15FA3501

See pages 36-43 for additional fasteners & T-nuts

15JP4531* (non-stock)

12 HOLE CROSS JOINING PLATE



Part weight: .850 lbs


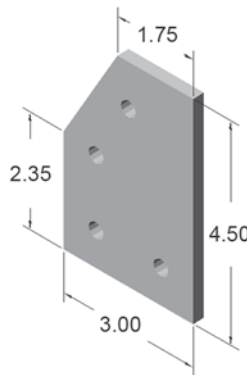
RECOMMENDED HARDWARE

QTY	DESCRIPTION	PART NO.
12	5/16-18 x 5/8 FBHSCS	13FA3331
12	5/16-18 ECONOMY T-NUT	15FA3501

See pages 36-43 for additional fasteners & T-nuts

15JP4532* (non-stock)

4 HOLE 60° JOINING PLATE



Part weight: .280 lbs

RECOMMENDED HARDWARE

QTY	DESCRIPTION	PART NO.
4	5/16-18 x 5/8 FBHSCS	13FA3331
4	5/16-18 ECONOMY T-NUT	15FA3501

See pages 36-43 for additional fasteners & T-nuts


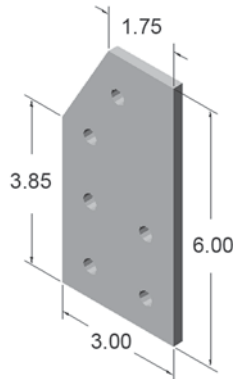


15JP4533* (non-stock)

6 HOLE 60° JOINING PLATE



Use 15FA3502 for FAST assembly



Part weight: .395 lbs

RECOMMENDED HARDWARE

QTY	DESCRIPTION	PART NO.
6	5/16-18 x 5/8 FBHSCS	13FA3331
6	5/16-18 ECONOMY T-NUT	15FA3501

See pages 36-43 for additional fasteners & T-nuts

15JP4534


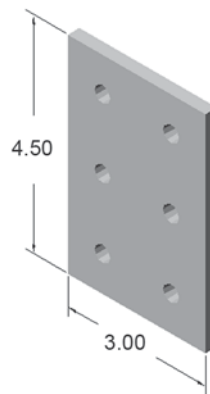
6 HOLE JOINING PLATE



Use 15FA3502 for FAST assembly



Use 15FA3520 for FASTER assembly



Part weight: .310 lbs

RECOMMENDED HARDWARE

QTY	DESCRIPTION	PART NO.
6	5/16-18 x 5/8 FBHSCS	13FA3331
6	5/16-18 ECONOMY T-NUT	15FA3501

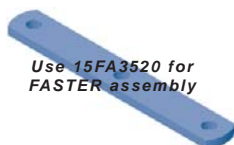
See pages 36-43 for additional fasteners & T-nuts

15JP4535* (non-stock)


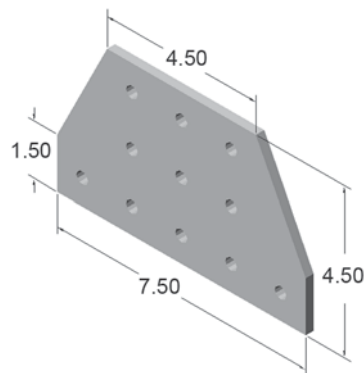
11 HOLE TEE JOINING PLATE



Use 15FA3502 for FAST assembly



Use 15FA3520 for FASTER assembly



Part weight: .680 lbs

RECOMMENDED HARDWARE

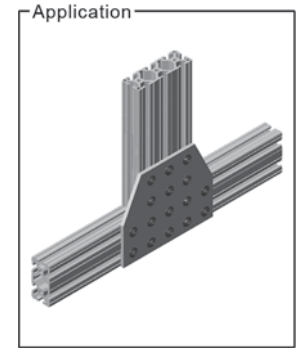
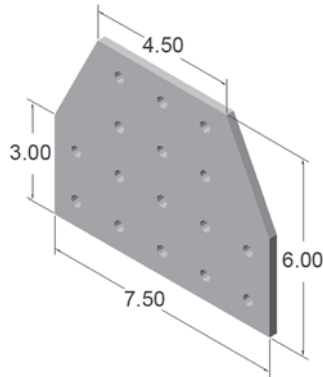
QTY	DESCRIPTION	PART NO.
11	5/16-18 x 5/8 FBHSCS	13FA3331
11	5/16-18 ECONOMY T-NUT	15FA3501

See pages 36-43 for additional fasteners & T-nuts



15JP4536* (non-stock)

16 HOLE TEE JOINING PLATE



Part weight: .995 lbs

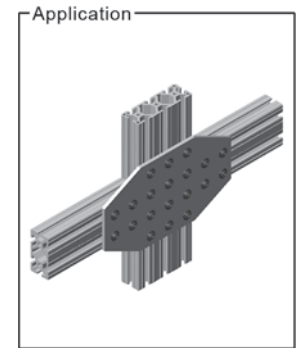
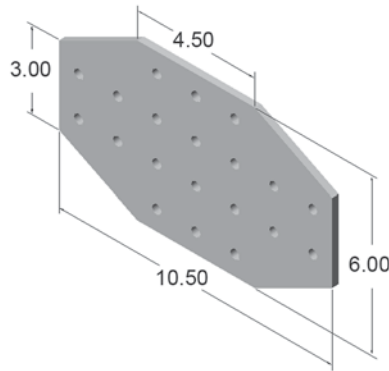
RECOMMENDED HARDWARE

QTY	DESCRIPTION	PART NO.
16	5/16-18 x 5/8 FBHSCS	13FA3331
16	5/16-18 ECONOMY T-NUT	15FA3501

See pages 36-43 for additional fasteners & T-nuts

15JP4537* (non-stock)

20 HOLE CROSS JOINING PLATE



Part weight: 1.290 lbs

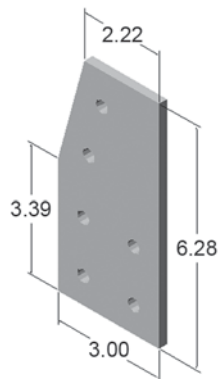
RECOMMENDED HARDWARE

QTY	DESCRIPTION	PART NO.
20	5/16-18 x 5/8 FBHSCS	13FA3331
20	5/16-18 ECONOMY T-NUT	15FA3501

See pages 36-43 for additional fasteners & T-nuts

15JP4538* (non-stock)

6 HOLE 75° JOINING PLATE



Part weight: .400 lbs

RECOMMENDED HARDWARE

QTY	DESCRIPTION	PART NO.
6	5/16-18 x 5/8 FBHSCS	13FA3331
6	5/16-18 ECONOMY T-NUT	15FA3501

See pages 36-43 for additional fasteners & T-nuts



45° SUPPORTS

45° Supports provide strong connections for heavy duty projects where high weight loads may exist. You can also reinforce existing connections with 45° supports to ensure maximum handling capacity.

- Hardware included - screws, washers and t-nuts
- Choose from a variety of lengths or customize to fit your needs (see below)
- Available in both EX and QE (smooth) profiles

Hardware Included



Standard Supports - EX Profiles

Part No.	Extrusion Type	Length
15SP1850	15EX1515	6.00"
15SP1851	15EX1515	12.00"
15SP1852	15EX1515	18.00"
15SP1853	15EX1515	24.00"
15SP1854	15EX1515L	6.00"
15SP1855	15EX1515L	12.00"
15SP1856	15EX1515L	18.00"
15SP1857	15EX1515L	24.00"
15SP1860	15EX1530	6.00"
15SP1861	15EX1530	12.00"
15SP1862	15EX1530	18.00"
15SP1863	15EX1530	24.00"
15SP1865	15EX1530L	6.00"
15SP1866	15EX1530L	12.00"
15SP1867	15EX1530L	18.00"
15SP1868	15EX1530L	24.00"

Standard Supports - QE Profiles

Part No.	Extrusion Type	Length
15SP1870	15QE1515	6.00"
15SP1871	15QE1515	12.00"
15SP1872	15QE1515	18.00"
15SP1873	15QE1515	24.00"
15SP1874	15QE1515L	6.00"
15SP1875	15QE1515L	12.00"
15SP1876	15QE1515L	18.00"
15SP1877	15QE1515L	24.00"
15SP1878	15QE1530	6.00"
15SP1879	15QE1530	12.00"
15SP1880	15QE1530	18.00"
15SP1881	15QE1530	24.00"
15SP1882	15QE1530L	12.00"
15SP1883	15QE1530L	18.00"
15SP1884	15QE1530L	24.00"

Lengths are determined by the distance between the outermost edges.

Ordering your custom length supports is easy! All 15 Series extrusions can be cut from 30° to 90°, except 3.0" x 6.0" profiles which have a maximum limit of 45° across the 6" face.

Miter Cut Service

Service No.	Description
15MA9065	Miter cut for 1.5" x 1.5" extrusions
15MA9066	Miter cut for 1.5" x 3.0" extrusions
15MA9063	Miter cut for 1.5" x 4.5" extrusions
15MA9067	Miter cut for 3.0" x 3.0" extrusions
15MA9064	Miter cut for 3.0" x 6.0" extrusions

- Service is per end
- When ordering extrusions with miter cuts, please submit a drawing for quick, accurate processing.




Miter Cut Service - With Counterbores

Service No.	Description
15MA9068	Miter cut/c-bore for 1.5" x 1.5" extrusions
15MA9069	Miter cut/c-bore for 1.5" x 3.0" extrusions
15MA9062	Miter cut/c-bore for 3.0" x 3.0" extrusions

- Service is per end
- Maximum length = 72.0"
- When ordering extrusions with miter cuts, please submit a drawing to ensure quick, accurate processing.



Faztek Applications



This test station contains an assortment of electrical and pneumatic equipment supported by Faztek extrusions. A portion of the electrical wiring and hoses are channeled through the extrusion for clean, hidden appearance

Materials Used:


- 15EX3030 T-Slot aluminum extrusions
- Heavy duty leveling pads
- Plastic end caps
- Custom 45° supports
- Various fasteners



Bifold doors provide access inside this guarded equipment. Clear polycarbonate panels allow for clear vision while protecting employees from moving parts.

Materials Used:

- 15EX1515L, 15EX1530 T-Slot aluminum extrusions
- UHMW door glides
- 1/4" clear polycarbonate panels
- Plastic door handles
- Various fasteners



This digital scale was integrated into an out-feed table used for wrapping extrusions before shipping. A pneumatic system controls the scale, raising and lowering the unit as needed.

Materials Used:

- 15EX1515, 15EX3030 T-Slot aluminum extrusions
- Pneumatic system
- Aluminum joining strips
- Various fasteners

See additional Faztek applications online at www.faztek.net!



Section 5 15 Series Hinges



Pivot Hinges



Dynamic Pivot Hinges



Nylon/Plastic Hinges




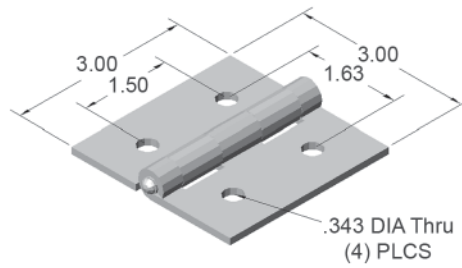
Butt & Lift-Off Hinges

Faztek offers a full line of hinges, ranging from light and medium duty to heavy duty pivot hinges. Pivot hinges allow for a full range of motion and are adjustable to suit specific needs. Plastic and lift-off hinges are perfect for doors and other framing applications where movement is needed.



15HI8514

ALUMINUM BUTT HINGE



RECOMMENDED HARDWARE


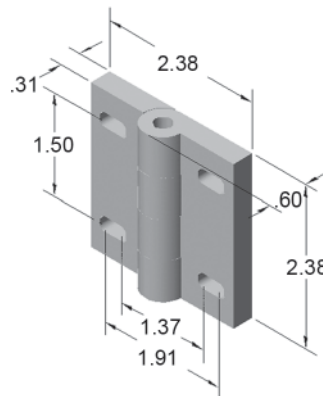
QTY	DESCRIPTION	PART NO.
4	5/16-18 x 1/2 FBHSCS	13FA3330
2	5/16-18 DOUBLE T-NUT	15FA3502

See pages 36-43 for additional fasteners & T-nuts

- 75 lb. load capacity per hinge
- Clear anodized aluminum hinge with steel pin

15HI8518

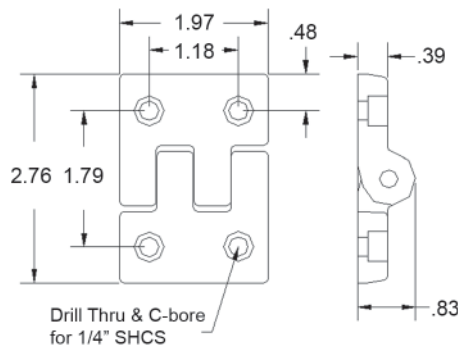
HEAVY DUTY STEEL DOOR HINGE



- Hardware included for mounting
- 125 lb load capacity per hinge
- Black finish

15HI8527

HEAVY DUTY PLASTIC HINGE



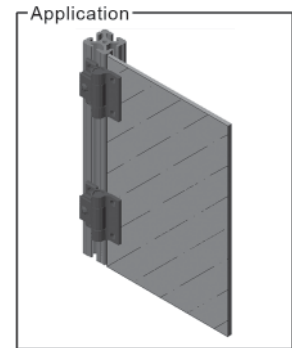
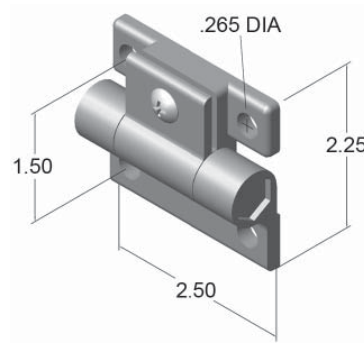
- Hardware included for mounting
- Black technopolymer plastic construction



15HI8515

PLASTIC ADJUSTABLE HINGE

Not to be used to hinge two extrusions together

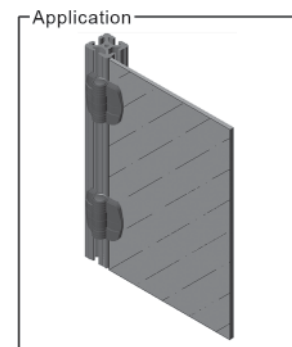
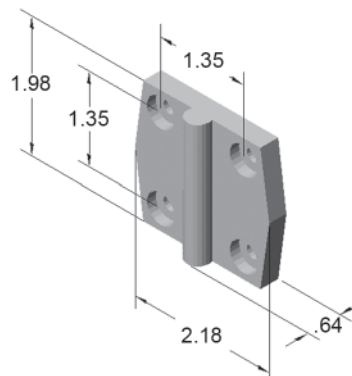


- Use to hang an unframed panel on extrusion frame
- Hardware included for mounting
- Black acetal plastic with polycarbonate pin

15HI8550

DOOR POSITIONING PLASTIC HINGE


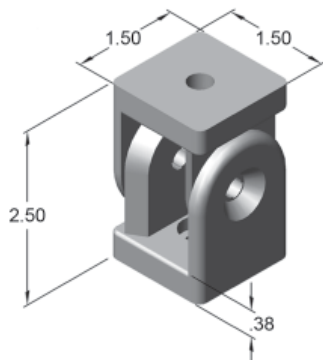
Not to be used to hinge two extrusions together



- Use to hang an unframed panel on extrusion frame
- Holds door open/closed at 85°, 120°, 155°
- Hardware included for mounting
- Black plastic construction

15HI8712

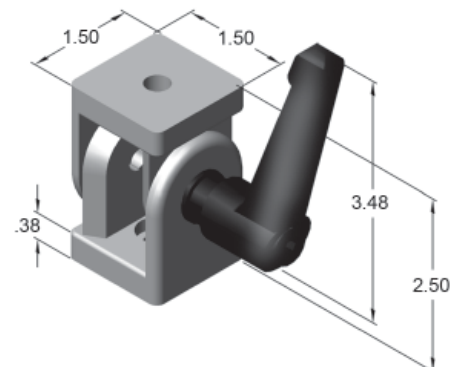
STEEL PIVOT HINGE



- Hardware included
- Heavy duty construction
- Adjustable from 0° to 180°

15HI8700

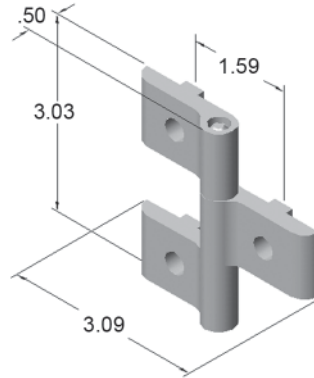
STEEL PIVOT HINGE W/ LOCK HANDLE






15HI8755

HEAVY DUTY HINGE - ALUMINUM

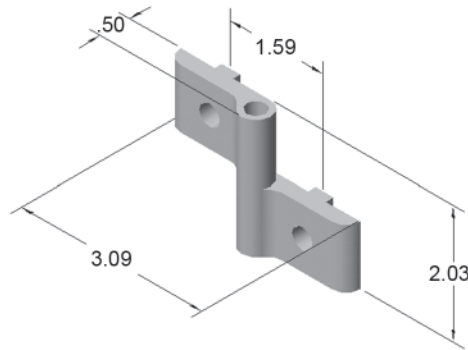


- For 15 Series extrusions
- Hardware included for mounting
- Aluminum hinge w/ clear anodize finish
- Steel pin w/ black oxide finish

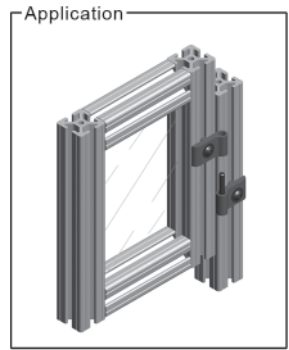


15HI8756

RIGHT LIFT-OFF HINGE - ALUMINUM

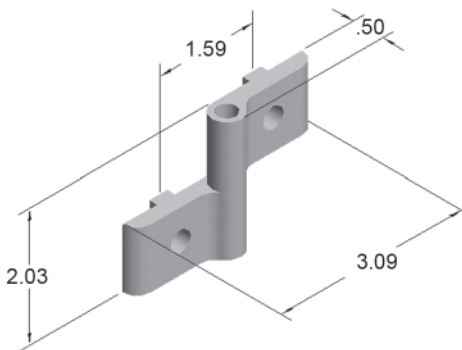


- For 15 Series extrusions
- Hardware included for mounting
- Aluminum hinge w/ clear anodize finish
- Steel pin w/ black oxide finish




15HI8757

LEFT LIFT-OFF HINGE - ALUMINUM



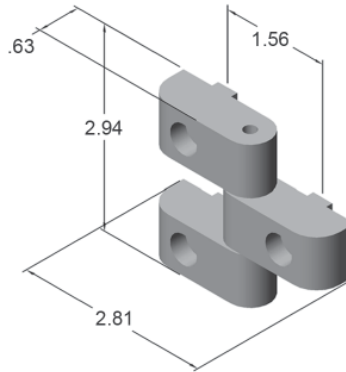
- For 15 Series extrusions
- Hardware included for mounting
- Aluminum hinge w/ clear anodize finish
- Steel pin w/ black oxide finish



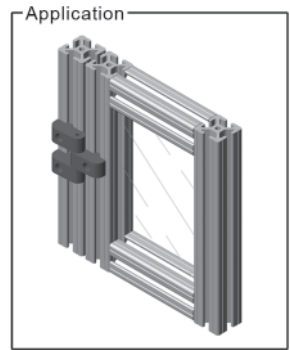


15HI8704

HEAVY DUTY HINGE - PLASTIC

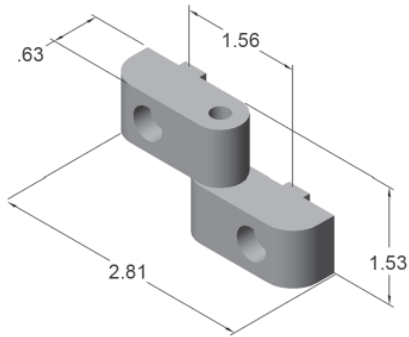


- Hardware included for mounting
- High strength nylon construction
- Self-lubricating bushings

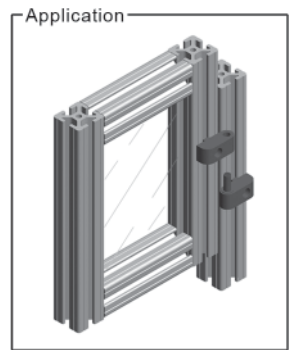


15HI8726

RIGHT LIFT-OFF HINGE - PLASTIC

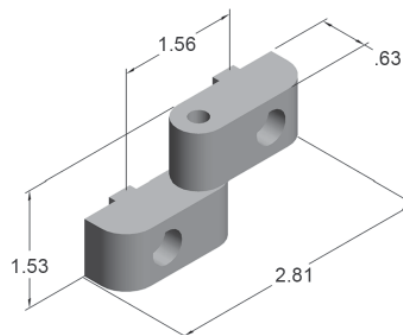


- Hardware included for mounting
- High strength nylon construction
- Self-lubricating bushings

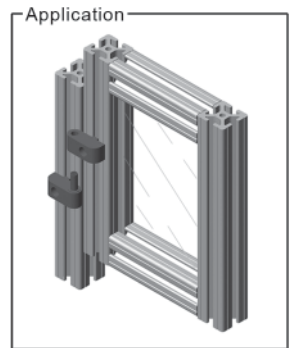


15HI8725

LEFT LIFT-OFF HINGE - PLASTIC



- Hardware included for mounting
- High strength nylon construction
- Self-lubricating bushings


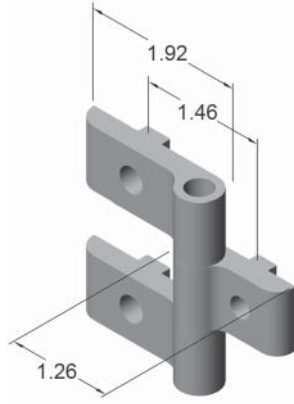




13HI8106

HEAVY DUTY TRANSITION HINGE - ALUMINUM

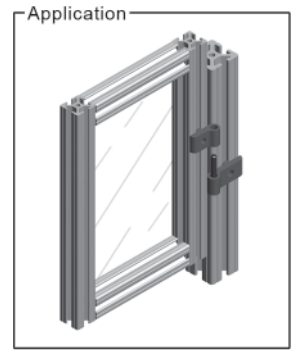
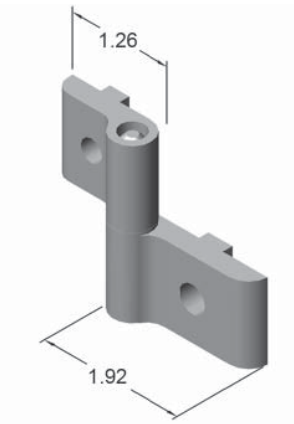
- Connects 10 Series doors to 15 Series frames
- Hardware included for mounting
- Aluminum hinge w/ clear anodize finish
- Steel pin w/ black oxide finish



13HI8107

RIGHT LIFT-OFF TRANSITION HINGE - ALUMINUM

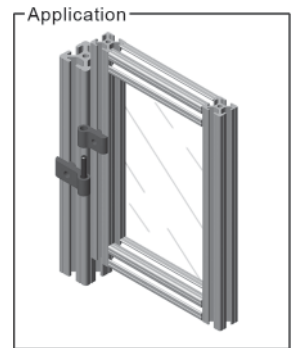
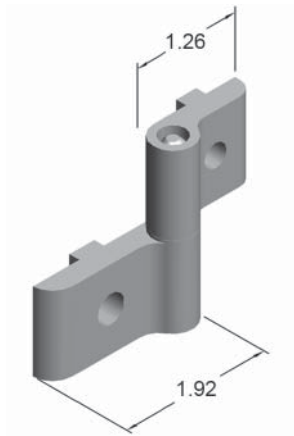
- Connects 10 Series doors to 15 Series frames
- Hardware included for mounting
- Aluminum hinge w/ clear anodize finish
- Steel pin w/ black oxide finish



13HI8108

LEFT LIFT-OFF TRANSITION HINGE - ALUMINUM

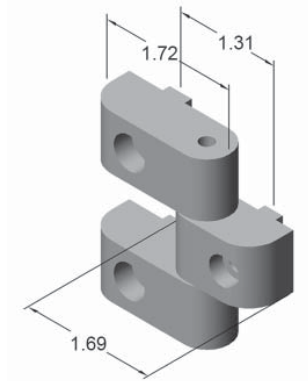
- Connects 10 Series doors to 15 Series frames
- Hardware included for mounting
- Aluminum hinge w/ clear anodize finish
- Steel pin w/ black oxide finish



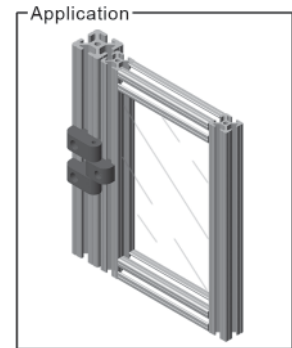


13HI8104

HEAVY DUTY TRANSITION HINGE - PLASTIC

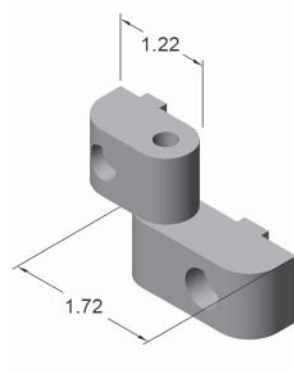


- Connects 10 Series doors to 15 Series frames
- Hardware included for mounting
- High strength nylon construction
- Self-lubricating bushings

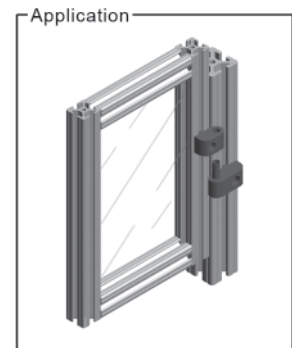


13HI8100

RIGHT LIFT-OFF TRANSITION HINGE - PLASTIC

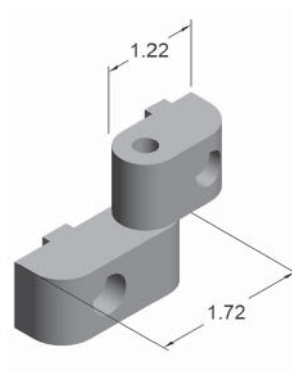


- Connects 10 Series doors to 15 Series frames
- Hardware included for mounting
- High strength nylon construction
- Self-lubricating bushings




13HI8101

LEFT LIFT-OFF TRANSITION HINGE - PLASTIC



- Connects 10 Series doors to 15 Series frames
- Hardware included for mounting
- High strength nylon construction
- Self-lubricating bushings


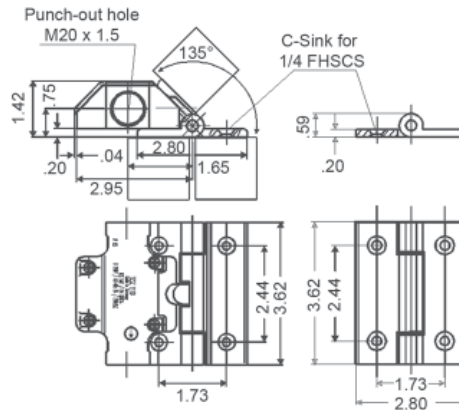




15HI8560* (non-stock)

SCHMERSAL HINGED INTERLOCK SWITCH

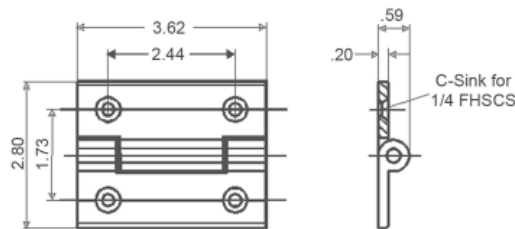
- Hardware included for mounting
- Hinge included (see 15HI8562 below)
- Tamper-resistant
- "Positive-Break" NC contacts
- Rugged construction
- Splashproof design



SCHMERSAL
Turning Workplaces into Safeplaces

15HI8562* (non-stock)

SCHMERSAL HINGE ASSEMBLY W/O SWITCH

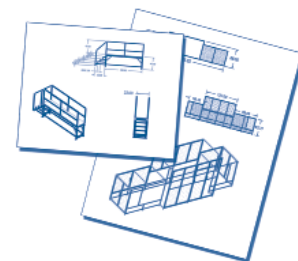


Need a quote? Have technical questions? Need help with a design?

Call or e-mail our quoting department!

E-mail: design@faztek.net

Phone: 260.482.7544

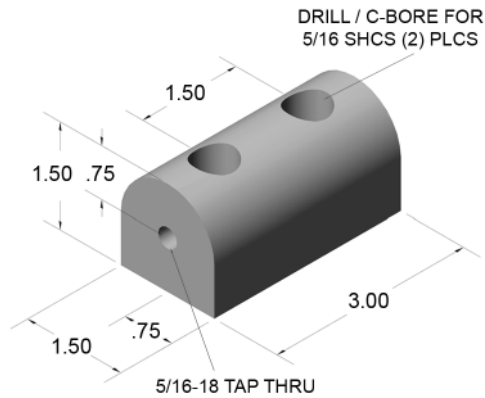


Faztek's quoting department is ready to help you with your project!
Just give us a call and we will provide a complete bill of materials and 3D drawing based on your specifications.




15HI8800

3" PIVOT NUB

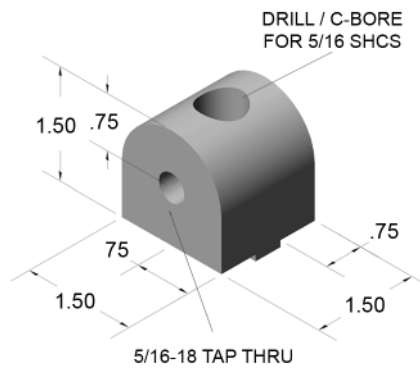


- Hardware included
- See page 89 for complete assemblies




15HI8816

1.5" PIVOT NUB - 0°

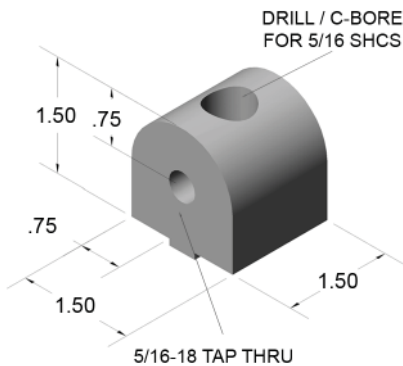


- Hardware included
- See page 89 for complete assemblies




15HI8803

1.5" PIVOT NUB - 90°




- Hardware included
- See page 89 for complete assemblies




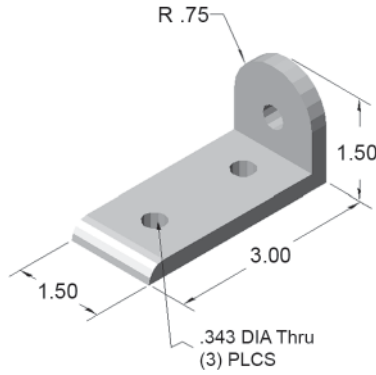


15HI8805

1.5" L-PIVOT ARM



Use 15FA3502 for FAST assembly




RECOMMENDED HARDWARE

QTY	DESCRIPTION	PART NO.
3	5/16-18 x 5/8 FBHSCS	13FA3331
2	5/16-18 ECONOMY T-NUT	15FA3501

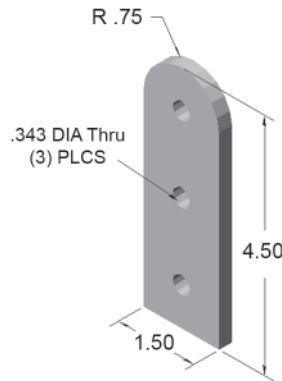
See pages 36-43 for additional fasteners & T-nuts

15HI8802

4.5" PIVOT ARM



Use 15FA3502 for FAST assembly



RECOMMENDED HARDWARE

QTY	DESCRIPTION	PART NO.
3	5/16-18 x 5/8 FBHSCS	13FA3331
2	5/16-18 ECONOMY T-NUT	15FA3501


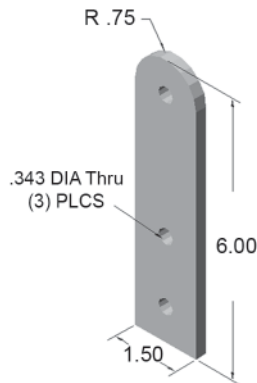
See pages 36-43 for additional fasteners & T-nuts

15HI8852

6.0" FIXED PIVOT ARM



Use 15FA3502 for FAST assembly



RECOMMENDED HARDWARE

QTY	DESCRIPTION	PART NO.
2	5/16-18 x 1/2 FBHSCS	13FA3330
1	5/16-18 DOUBLE T-NUT	15FA3502

See pages 36-43 for additional fasteners & T-nuts


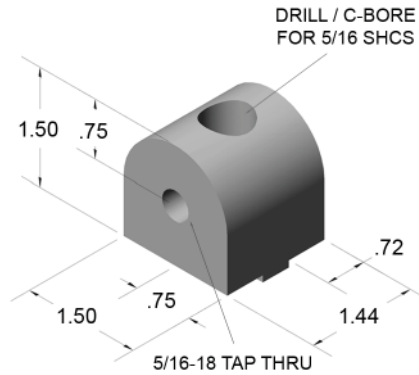


15HI8814

1.5" LIVING PIVOT NUB - 0°

0° is defined as a pivot nub or pivot hinge, rotating parallel to the extrusion to which it is attached

- Hardware included
- See page 88 for complete assemblies


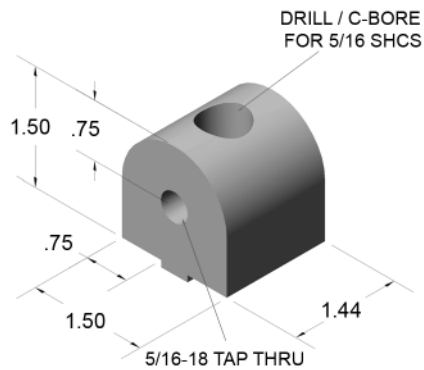


15HI8812

1.5" LIVING PIVOT NUB - 90°

0° is defined as a pivot nub or pivot hinge, rotating parallel to the extrusion to which it is attached


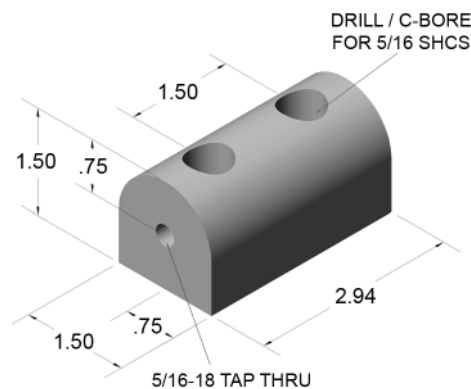
- Hardware included
- See page 88 for complete assemblies



15HI8806

3" UNIVERSAL LIVING PIVOT NUB

- Hardware included
- See page 88 for complete assemblies



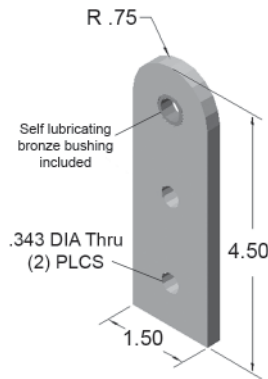


15HI8808

4.5" LIVING PIVOT ARM



Use 15FA3502 for FAST assembly



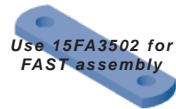
RECOMMENDED HARDWARE

QTY	DESCRIPTION	PART NO.
1	LIVING HINGE KIT	15HI8850
2	5/16-18 x 5/8 FBHSCS	13FA3331
2	5/16-18 ECONOMY T-NUT	15FA3501


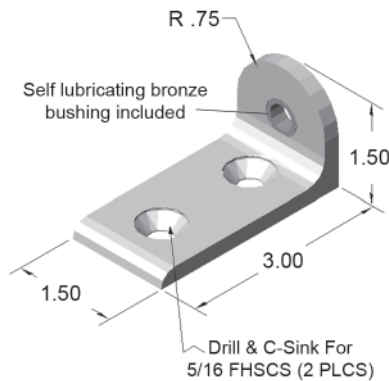
See pages 36-43 for additional fasteners & T-nuts

15HI8810

1.5" LIVING L-PIVOT ARM



Use 15FA3502 for FAST assembly



RECOMMENDED HARDWARE

QTY	DESCRIPTION	PART NO.
1	LIVING HINGE KIT	15HI8850
2	5/16-18 x 5/8 FHSCS	13FA3353
2	5/16-18 ECONOMY T-NUT	15FA3501

See pages 36-43 for additional fasteners & T-nuts



15HI8850

LIVING HINGE FASTENER KIT

INCLUDED HARDWARE

QTY	DESCRIPTION	PART NO.
2	3/8 X .25 SHOULDER BOLT	13FA3715
2	1.5 X .031 NYLON WASHER	13FA3749
2	5/8 X .062 NYLON WASHER	13FA3747

See pages 36-43 for additional fasteners & T-nuts





15HI8860

90° LEFT-HAND PIVOT BRACKET


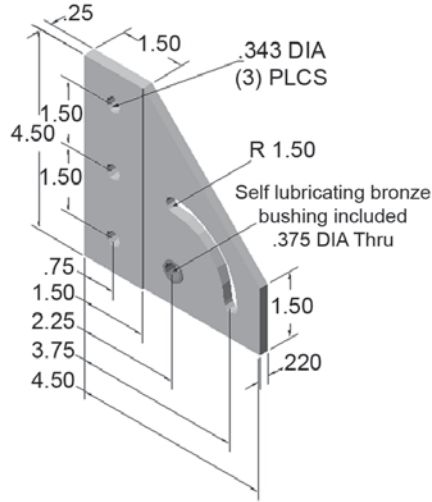


Use 15FA3520 for FASTER assembly

RECOMMENDED HARDWARE

QTY	DESCRIPTION	PART NO.
1	LIVING HINGE KIT	15HI8887
3	5/16-18 x 5/8 FBHSCS	13FA3331
3	5/16-18 ECONOMY T-NUT	15FA3501

See pages 36-43 for additional fasteners & T-nuts



15HI8861

90° RIGHT-HAND PIVOT BRACKET


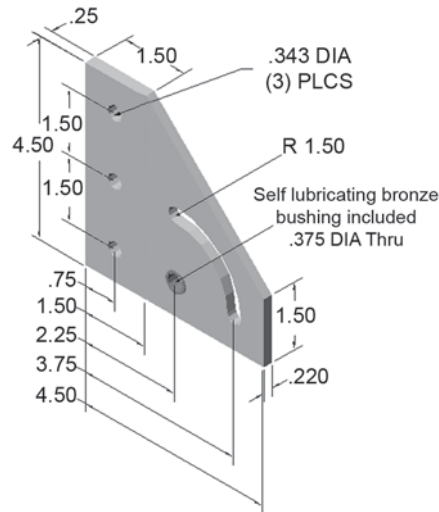


Use 15FA3520 for FASTER assembly

RECOMMENDED HARDWARE

QTY	DESCRIPTION	PART NO.
1	LIVING HINGE KIT	15HI8887
3	5/16-18 x 5/8 FBHSCS	13FA3331
3	5/16-18 ECONOMY T-NUT	15FA3501

See pages 36-43 for additional fasteners & T-nuts



15HI8862

180° PIVOT BRACKET


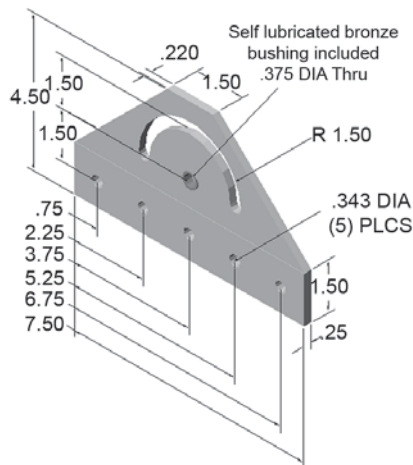


Use 15FA3502 for FAST assembly

RECOMMENDED HARDWARE

QTY	DESCRIPTION	PART NO.
1	LIVING HINGE KIT	15HI8887
5	5/16-18 x 5/8 FHSCS	13FA3353
5	5/16-18 ECONOMY T-NUT	15FA3501

See pages 36-43 for additional fasteners & T-nuts





Living Pivot Hinge Assemblies

*Non-stock items - Please call for availability

15HI8829*

0° LIVING HINGE



15HI8814 (1)



15HI8808 (2)

15HI8834*

3° UNIVERSAL LIVING HINGE W/ L-BRACKET



15HI8806 (1)



15HI8810 (2)

15HI8830*

90° LIVING HINGE



15HI8812 (1)



15HI8808 (2)

15HI8835*

0° LIVING HINGE W/ L-BRACKET & ARM



15HI8814 (1)



15HI8808 (1)



15HI8810 (1)

15HI8831*

3° UNIVERSAL LIVING HINGE



15HI8806 (1)



15HI8808 (2)

15HI8836*

90° LIVING HINGE W/ L-BRACKET & ARM



15HI8812 (1)



15HI8808 (1)



15HI8810 (1)

15HI8832*

0° LIVING HINGE W/ L-BRACKET



15HI8814 (1)



15HI8810 (2)

15HI8837*

3° LIVING HINGE W/ L-BRACKET & ARM



15HI8806 (1)



15HI8808 (1)



15HI8810 (1)

15HI8833*

90° LIVING HINGE W/ L-BRACKET



15HI8812 (1)



15HI8810 (2)

• Hardware included for mounting pivot nub to extrusion and arms

RECOMMENDED HARDWARE FOR 4.5" ARMS

QTY	DESCRIPTION	PART NO.
2	5/16-18 x 5/8 FBHSCS	13FA3331
2	5/16-18 ECONOMY T-NUT	15FA3501

See pages 36-43 for additional fasteners & T-nuts



Use 15FA3502 for FAST assembly

RECOMMENDED HARDWARE FOR L-BRACKETS

QTY	DESCRIPTION	PART NO.
2	5/16-18 x 5/8 FHSCS	13FA3333
2	5/16-18 DOUBLE T-NUT	15FA3501

See pages 36-43 for additional fasteners & T-nuts



Pivot Hinge Assemblies

*Non-stock items - Please call for availability

15HI8820*

0° PIVOT HINGE



15HI8816 (1)



15HI8802 (2)

15HI8825*

3° UNIVERSAL PIVOT HINGE W/ L-BRACKET



15HI8800 (1)



15HI8805 (2)

15HI8821*

90° PIVOT HINGE



15HI8803 (1)



15HI8802 (2)

15HI8826*

0° PIVOT HINGE W/ L-BRACKET & ARM



15HI8816 (1)



15HI8802 (1)



15HI8805 (1)

15HI8822*

3° UNIVERSAL PIVOT HINGE



15HI8800 (1)



15HI8802 (2)

15HI8827*

90° PIVOT HINGE W/ L-BRACKET & ARM



15HI8803 (1)



15HI8802 (1)



15HI8805 (1)

15HI8823*

0° PIVOT HINGE W/ L-BRACKET



15HI8816 (1)



15HI8805 (2)

15HI8828*

3° PIVOT HINGE W/ L-BRACKET & ARM



15HI8800 (1)



15HI8802 (1)



15HI8805 (1)

15HI8824*

90° PIVOT HINGE W/ L-BRACKET



15HI8803 (1)



15HI8805 (2)

• Hardware included for mounting pivot nub to extrusion and arms

RECOMMENDED HARDWARE FOR 4.5" ARMS

QTY	DESCRIPTION	PART NO.
2	5/16-18 x 5/8 FBHSCS	13FA3331
2	5/16-18 ECONOMY T-NUT	15FA3501

See pages 36-43 for additional fasteners & T-nuts



RECOMMENDED HARDWARE FOR L-BRACKETS

QTY	DESCRIPTION	PART NO.
2	5/16-18 x 5/8 FHSCS	13FA3333
2	5/16-18 DOUBLE T-NUT	15FA3501

See pages 36-43 for additional fasteners & T-nuts



Living Pivot Hinge Assemblies

*Non-stock items - Please call for availability

15HI8863*

1.5" LEFT-HAND 90° PIVOT HINGE WITH HANDLE



15HI8816 (1)



15HI8860 (1)

15HI8873*

3.0" 90° PIVOT HINGE WITH HANDLE



15HI8860 (1)



15HI8861 (1)



15HI8800 (1)

15HI8865*

1.5" RIGHT-HAND 90° PIVOT HINGE WITH HANDLE



15HI8816 (1)



15HI8861 (1)

15HI8879*

1.5" 180° PIVOT HINGE WITH HANDLE



15HI8816 (1)



15HI8862 (1)

15HI8867*

3.0" LEFT-HAND 90° PIVOT HINGE WITH HANDLE



15HI8800 (1)



15HI8860 (1)

15HI8881*

3.0" 180° PIVOT HINGE WITH HANDLE



15HI8800 (1)



15HI8862 (1)

15HI8869*

3.0" RIGHT-HAND 90° PIVOT HINGE WITH HANDLE



15HI8800 (1)



15HI8861 (1)

15HI8883*

1.5" 180° PIVOT HINGE WITH HANDLE



15HI8816 (1)



15HI8862 (2)

15HI8871*

1.5" 90° PIVOT HINGE WITH HANDLE



15HI8860 (1)



15HI8861 (1)



15HI8816 (1)

15HI8885*

3.0" 180° PIVOT HINGE WITH HANDLE



15HI8800 (1)



15HI8862 (2)

• Hardware included for mounting pivot nub to extrusion and arms

RECOMMENDED HARDWARE

DESCRIPTION	PART NO.	Qty 15HI8863-15HI8869	Qty 15HI8871-15HI8873	Qty 15HI8879-15HI8881	Qty 15HI8883-15HI8885
5/16-18 x 5/8 FBHSCS	13FA3331	3	6	5	10
5/16-18 ECONOMY T-NUT	15FA3501	3	6	5	10

See pages 36-43 for additional fasteners & T-nuts



Section 6

15 Series Linear Motion



Linear Guide System




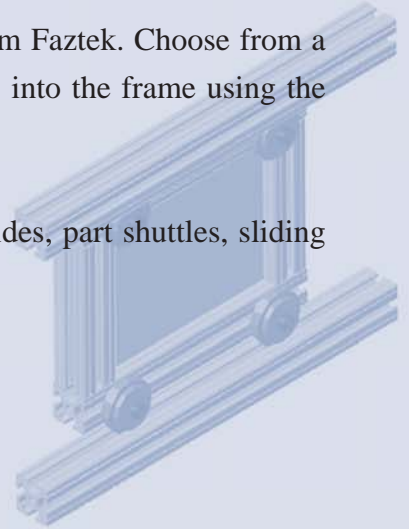

Linear Bearings



Roller Wheels

Add motion to your projects with bearings and other linear motion products from Faztek. Choose from a variety of bearings and roller wheel brackets or integrate linear motion directly into the frame using the Linear Guide Rail.

Linear motion products can be used for many applications, including drawer slides, part shuttles, sliding doors, digital length systems, and much more.

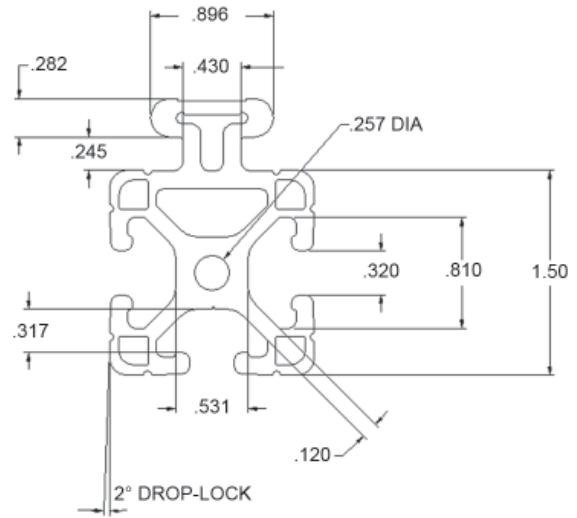




15LG1515L

1.5" X 1.5" LITE T-SLOTTED ALUMINUM LINEAR GUIDE EXTRUSION

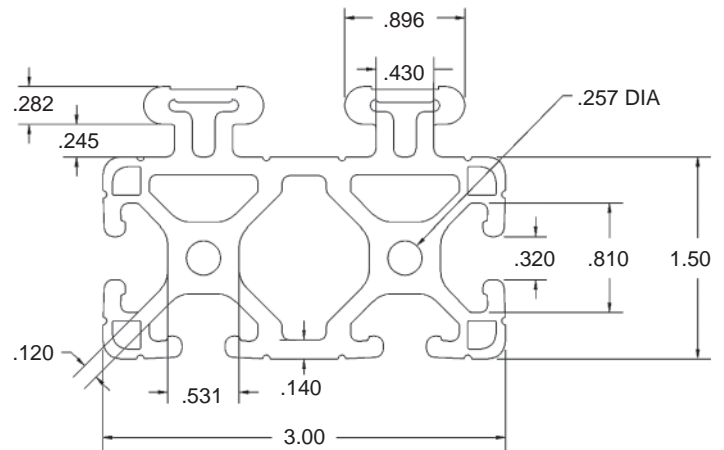

15LG1515L T-SLOTTED EXTRUSION	
MATERIAL	6063-T6
FINISH	CLEAR ANODIZE 204R1 / .0004dp
SURFACE HARDNESS	250HV
WEIGHT PER FOOT	1.404 LBS
STOCK LENGTHS	97" +/- .125 145" +/- .125
MOMENT OF INERTIA	IX = .2070 ⁱⁿ IY = .4190 ⁱⁿ
ESTIMATED AREA	1.194 SQ. IN.



15LG1530L

1.5" X 3.0" LITE T-SLOTTED ALUMINUM LINEAR GUIDE EXTRUSION

15LG1530L T-SLOTTED EXTRUSION	
MATERIAL	6063-T6
FINISH	CLEAR ANODIZE 204R1 / .0004dp
SURFACE HARDNESS	250HV
WEIGHT PER FOOT	1.404 LBS
STOCK LENGTHS	97" +/- .125 145" +/- .125
MOMENT OF INERTIA	IX = .2070 ⁱⁿ IY = .4190 ⁱⁿ
ESTIMATED AREA	1.194 SQ. IN.






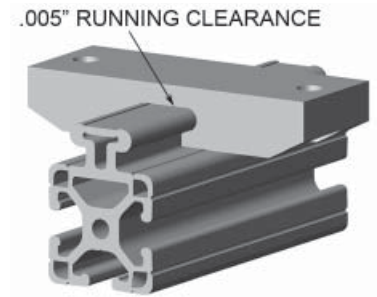
With Faztek's T-Rail Linear Guide System, you can...

- Integrate linear motion directly into the frame, and still use the three other T-Slots!
- Create projects such as pick & place units, digital length systems, sorting machines, sliding doors and more.
- Benefit from an easy-to-use, maintenance-free profile and bearing system.

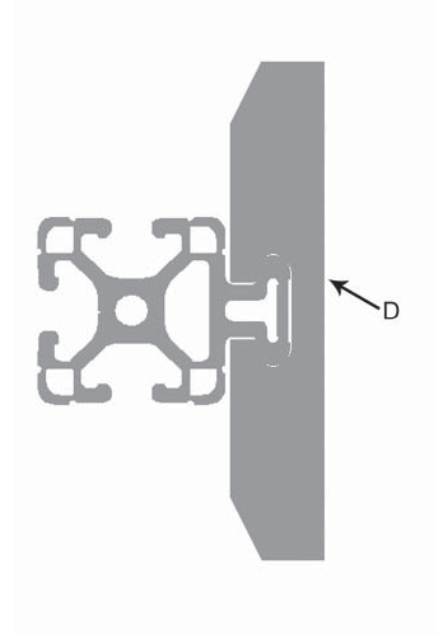
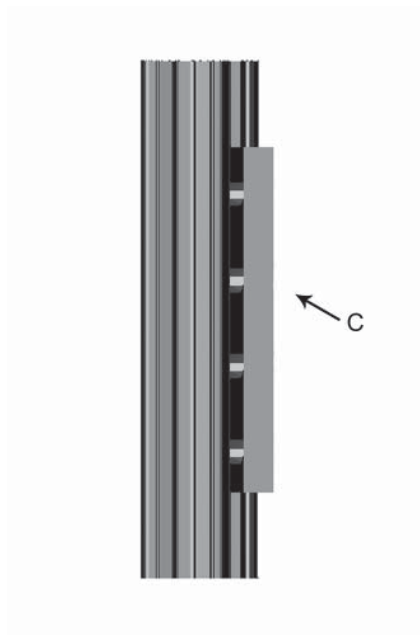
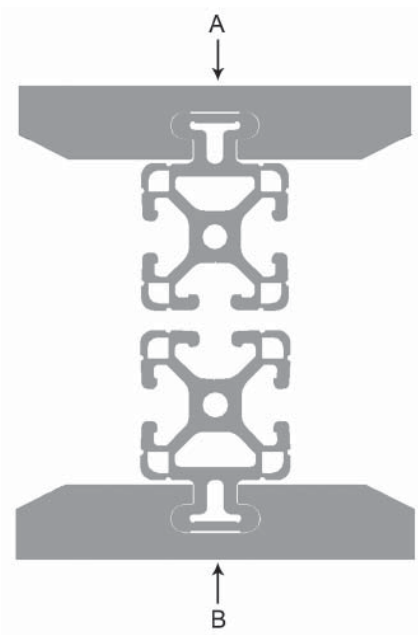
T-Rail Linear Guide: Technical Data

Faztek's T-Rail Linear Guide System offers versatility and convenience for many different applications. The configuration of the profile and bearing will affect the amount of acceptable load for each bearing. Below is a summary of load ratings for the bearings compatible with the T-Rail profile.

BEARING	A-FORCE (LBS)	B-FORCE (LBS)	C-FORCE (LBS)	D-FORCE (LBS)
15LM8574 	75	14	25	14
15LM8570 	150	25	45	25
15LM7572 	250	40	75	40



See illustrations below for various bearing configurations

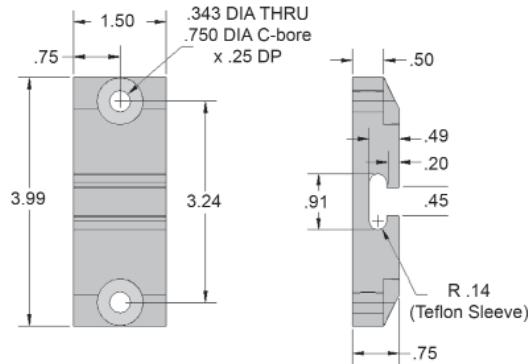


Bearing details on the following page...



15LM8574


1.5" LINEAR GUIDE BEARING



RECOMMENDED HARDWARE

QTY	DESCRIPTION	PART NO.
2	5/16-18 x 1" SHCS	13FA3335
2	5/16 x .062" FLAT WASHER	13FA3700
2	5/16-18 ECONOMY T-NUT	15FA3501

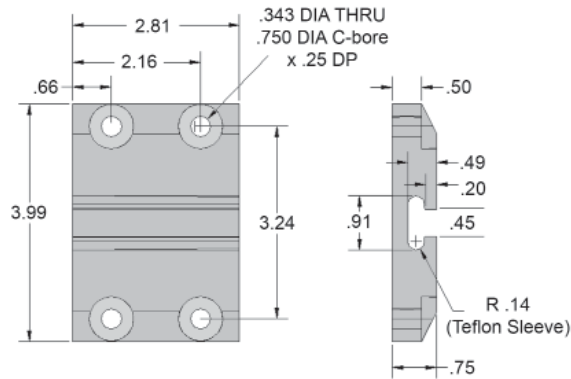
See pages 36-43 for additional fasteners & T-nuts



Part weight: 0.31 lbs

15LM8570


3.0" LINEAR GUIDE BEARING



RECOMMENDED HARDWARE

QTY	DESCRIPTION	PART NO.
4	5/16-18 x 1" SHCS	13FA3335
4	5/16 x .062" FLAT WASHER	13FA3700
4	5/16-18 ECONOMY T-NUT	15FA3501

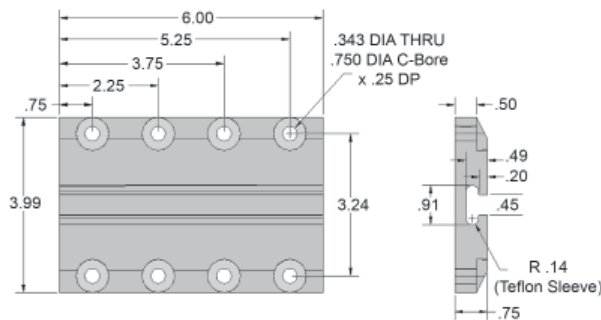
See pages 36-43 for additional fasteners & T-nuts



Part weight: 0.63 lbs

15LM8572


6.0" LINEAR GUIDE BEARING



RECOMMENDED HARDWARE

QTY	DESCRIPTION	PART NO.
8	5/16-18 x 1" SHCS	13FA3335
8	5/16 x .062" FLAT WASHER	13FA3700
8	5/16-18 ECONOMY T-NUT	15FA3501

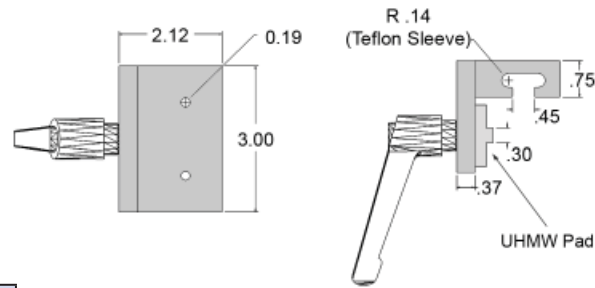
See pages 36-43 for additional fasteners & T-nuts



Part weight: 1.26 lbs

15LM8576


3.0" LINEAR GUIDE BEARING W/ BRAKE



INCLUDED HARDWARE

QTY	DESCRIPTION	PART NO.
2	10-32 X 5/8 FHSCS	13FA3122
2	10-32 DROP-IN T-NUT	15FA3534


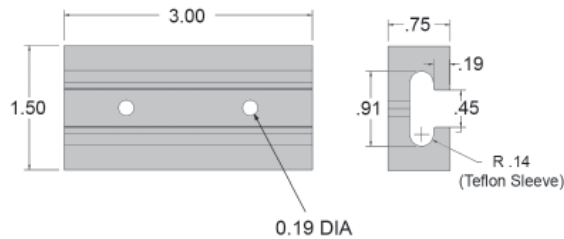
See pages 36-43 for additional fasteners & T-nuts



Part weight: 0.75 lbs

15LM8578

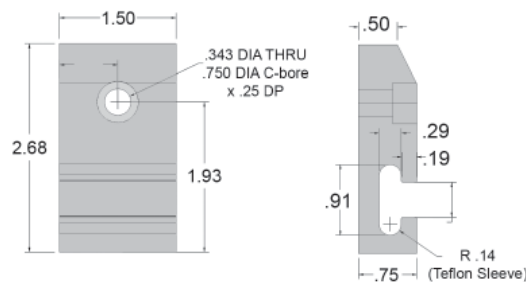
1.5" FLUSH LINEAR GUIDE BEARING



Part weight: 0.24 lbs

15LM8580


3.0" LINEAR GUIDE BEARING



RECOMMENDED HARDWARE

QTY	DESCRIPTION	PART NO.
1	5/16-18 x 1" SHCS	13FA3335
1	5/16 x .062" FLAT WASHER	13FA3700
1	5/16-18 ECONOMY T-NUT	15FA3501

See pages 36-43 for additional fasteners & T-nuts



Part weight: 0.23 lbs




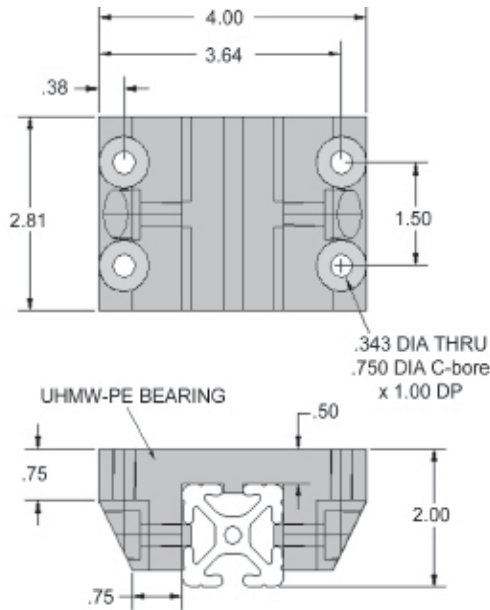
15LM8560

DOUBLE FLANGE LINEAR BEARING

- For use with 1.5" wide extrusions
- Strong, solid one-piece construction
- Self-lubricating UHMW-PE material
- Low coefficient of friction



Do not hang a load from the linear bearing.



Part weight: 0.13 lbs

RECOMMENDED HARDWARE

QTY	DESCRIPTION	PART NO.
4	5/16-18 x 1.25" SHCS	13FA3328
4	5/16 x .062" FLAT WASHER	13FA3700
4	5/16-18 ECONOMY T-NUT	15FA3501

See pages 36-43 for additional fasteners & T-nuts

Perfect for drawer slides, machine stops, part shuttles and more.


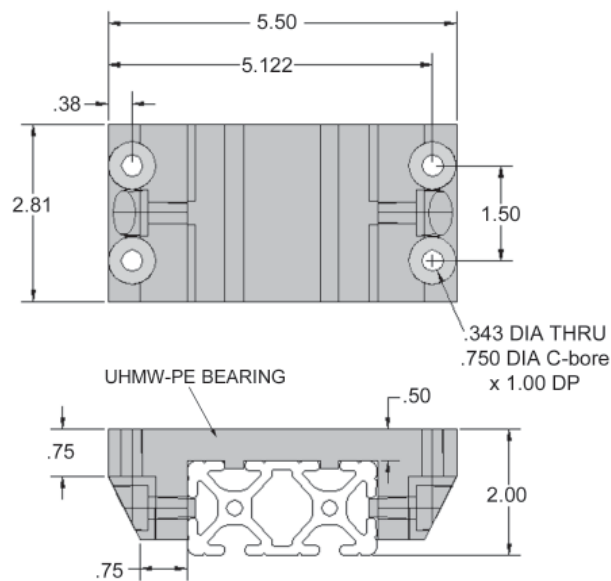
15LM8562

DOUBLE FLANGE LINEAR BEARING

- For use with 3.0" wide extrusions
- Strong, solid one-piece construction
- Self-lubricating UHMW-PE material
- Low coefficient of friction



Do not hang a load from the linear bearing.



Part weight: 0.25 lbs

RECOMMENDED HARDWARE

QTY	DESCRIPTION	PART NO.
4	5/16-18 x 1.25" SHCS	13FA3328
4	5/16 x .062" FLAT WASHER	13FA3700
4	5/16-18 ECONOMY T-NUT	15FA3501

See pages 36-43 for additional fasteners & T-nuts




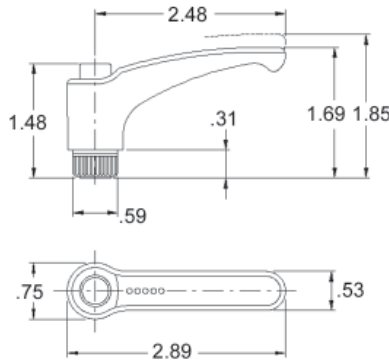
15LM8520

RATCHETING L HANDLE BRAKE KIT - PLASTIC

- Lock down linear bearings
- Ratcheting action for quick and easy adjustment



5/16-18 x 1-1/4"
Carriage Bolt Included



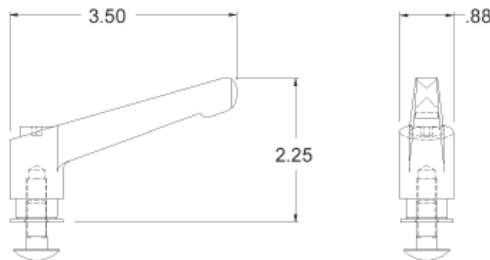
15LM8540* (non-stock)

RATCHETING L HANDLE BRAKE KIT - ZINC

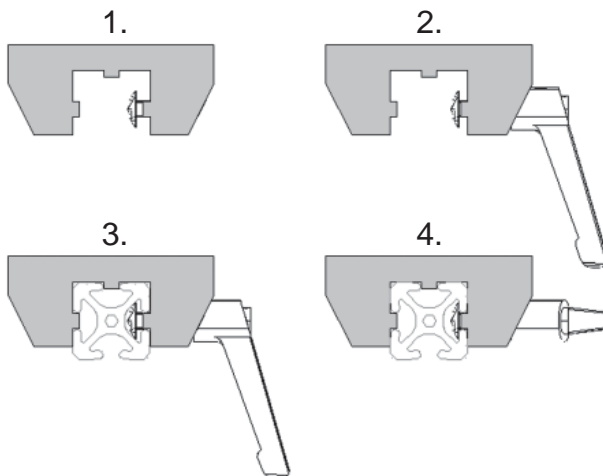
- Lock down linear bearings
- Ratcheting action for quick and easy adjustment
- Not for use with 15LM8560, 15LM8562



Stainless Steel
5/16-18 x 1"
Carriage Bolt &
Washer Included



Linear Bearing Brake Kit Assembly Tip




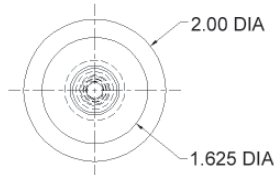
1. Insert the carriage bolt through the brake hole of the linear bearing.
2. Thread the brake handle onto the carriage bolt.
3. Line up the UHMW keys with the T-slots and slide the linear bearing onto the extrusion
4. Adjust the position of the linear bearing and tighten the brake handle down.



15LM8506

ROLLER WHEEL

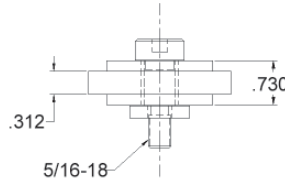
- High strength black nylatron
- Self-lubricating bronze bushing
- Hardware included



15LM8532

DELUXE ROLLER WHEEL


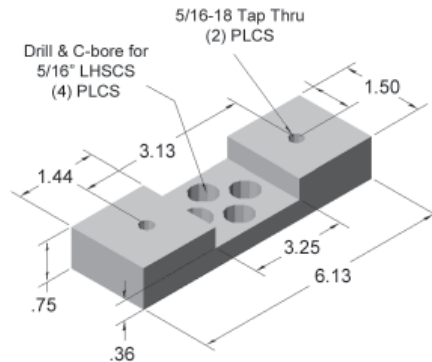
- High strength black nylatron
- Two shielded roller bearings
- Hardware included



15LM8530

1.5" ROLLER WHEEL BRACKET

- Accepts two roller wheels
- For 1.5" wide extrusions



INCLUDED HARDWARE


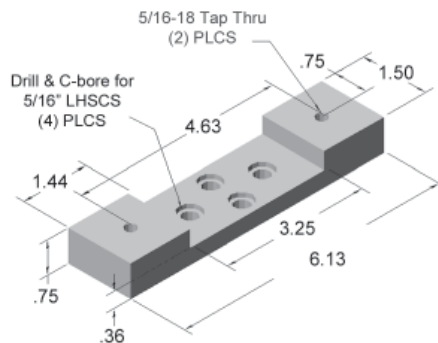
QTY	DESCRIPTION	PART NO.
2	5/16-18 x 5/8 LHSCS	13FA3354
2	5/16-18 STANDARD T-NUT	15FA3503

See pages 36-43 for additional fasteners & T-nuts

15LM8536

3.0" ROLLER WHEEL BRACKET

- Accepts two roller wheels
- For 3.0" wide extrusions



INCLUDED HARDWARE

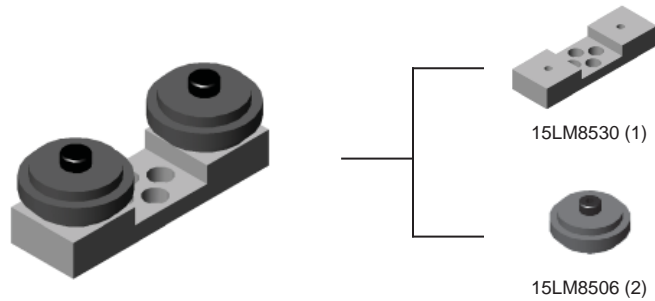
QTY	DESCRIPTION	PART NO.
2	5/16-18 x 5/8 LHSCS	13FA3354
2	5/16-18 STANDARD T-NUT	15FA3503

See pages 36-43 for additional fasteners & T-nuts




15LM8543* (non-stock)
1.5" ROLLER WHEEL BRACKET

*Non-stock items - Please call for availability



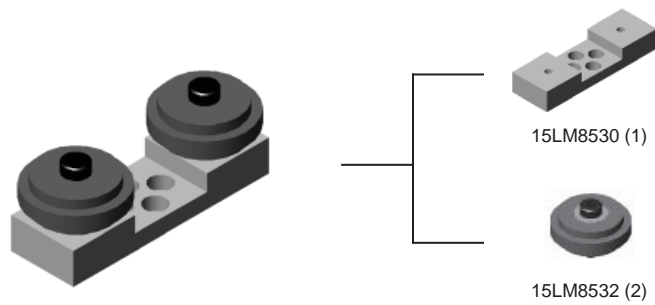
Ideal Applications:

- Sliding Doors
- Vertical Gates
- Machine Stops



For 1.5" extrusion width

15LM8544* (non-stock)
1.5" DELUXE ROLLER WHEEL BRACKET



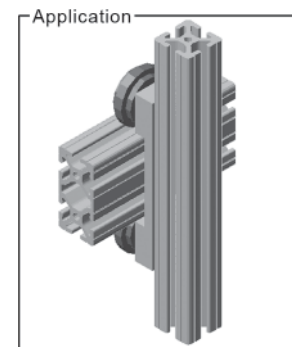
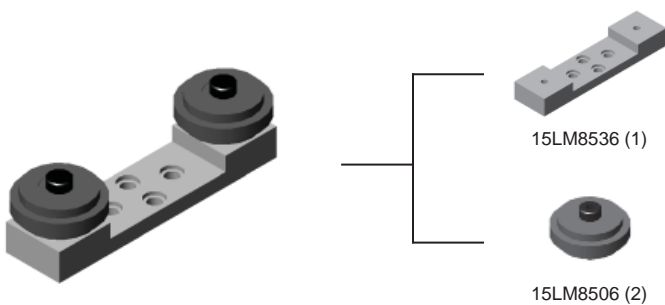
INCLUDED HARDWARE

QTY	DESCRIPTION	PART NO.
2	5/16-18 x 5/8 LHSCS	13FA3354
2	5/16-18 STANDARD T-NUT	15FA3503

See pages 36-43 for additional fasteners & T-nuts

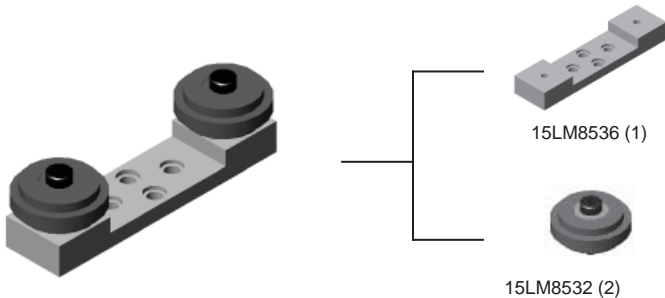
15LM8545* (non-stock)
3.0" ROLLER WHEEL BRACKET

*Non-stock items - Please call for availability



For 3.0" extrusion width

15LM8546* (non-stock)
3.0" ROLLER WHEEL BRACKET




INCLUDED HARDWARE

QTY	DESCRIPTION	PART NO.
2	5/16-18 x 5/8 LHSCS	13FA3354
2	5/16-18 STANDARD T-NUT	15FA3503

See pages 36-43 for additional fasteners & T-nuts

Faztek Applications



This workstation, shown without counter tops, offers an efficient workspace and a locking storage area below. Two hinged doors conceal contents and provide security via locking slam latches.

Materials Used:

- 15EX1515L, 15EX1530 T-Slot aluminum extrusions
- 1/4" White plastic panels
- Locking slam latches
- Heavy duty nylon hinges
- Anchoring base plates
- Various fasteners



A unique yet efficient way to transport feed to animals at a state fair. This framing system conveniently holds 5-gallon buckets and attaches to a dolly cart for easy transportation.

Materials Used:

- 15QE1515L, 15EX1545L T-Slot aluminum extrusions
- Custom length 45° supports
- Joining plates
- Various fasteners

See additional Faztek applications online at www.faztek.net!



Section 7

15 Series Accessories



End Caps



T-Slot Cover



Latches & Handles



Panel Retainers

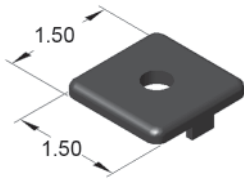


Pressure Manifolds



15AC7925

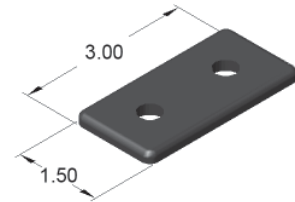
1.5" X 1.5" ENDCAP FOR EX & QE PROFILES



15AC7934 Push-in fastener included

15AC7930

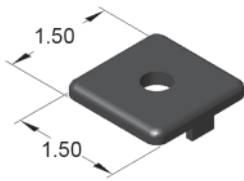
1.5" X 3.0" ENDCAP FOR EX & QE PROFILES



15AC7934 Push-in fasteners included

15AC7825

1.5" X 1.5" HEAVY DUTY ENDCAP FOR EX & QE PROFILES



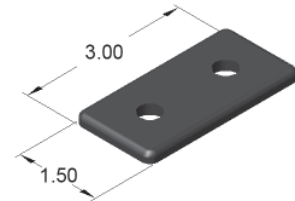
• 5/16-18 extrusion end tap required!



13FA3322 5/16-18 screw included

15AC7830

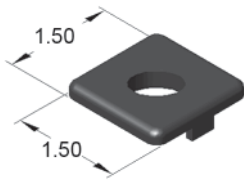
1.5" X 3.0" HEAVY DUTY ENDCAP FOR EX & QE PROFILES



13FA3322 5/16-18 screws included

15AC7940

1.5" X 1.5" ENDCAP FOR SM PROFILES



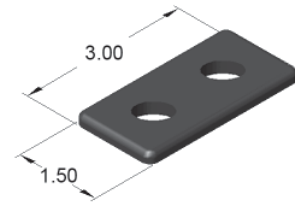
• For 'SM' profiles only



15AC7934 Push-in fastener included

15AC7942

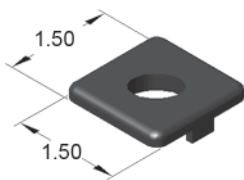
1.5" X 3.0" ENDCAP FOR SM PROFILES



15AC7934 Push-in fasteners included

15AC7840

1.5" X 1.5" HEAVY DUTY ENDCAP FOR SM PROFILES



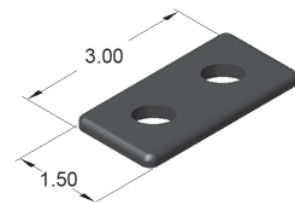
• 1/2-13 extrusion end tap required!
• For 'SM' profiles only



13FA3338 1/2-13 screw included

15AC7842

1.5" X 3.0" HEAVY DUTY ENDCAP FOR SM PROFILES

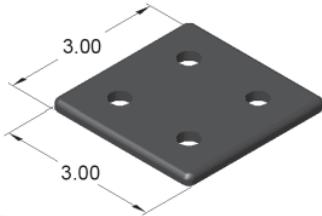


13FA3338 1/2-13 screws included



15AC7932

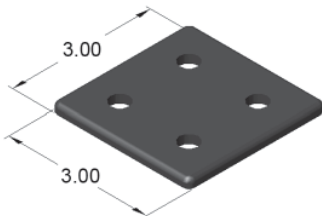
3.0" X 3.0" ENDCAP FOR EX & QE PROFILES



15AC7964 Push-in fasteners included

15AC7832

3.0" X 3.0" HEAVY DUTY ENDCAP FOR EX & QE PROFILES



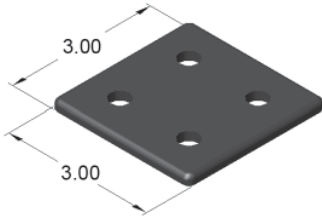
• 5/16-18 extrusion end tap required!



13FA3322 5/16-18 screws included

15AC7944

3.0" X 3.0" ENDCAP FOR SM PROFILES



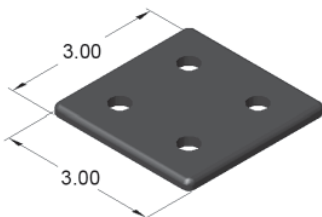
• For 'SM' profiles only



15AC7946 Push-in fasteners included

15AC7844

3.0" X 3.0" HEAVY DUTY ENDCAP FOR SM PROFILES




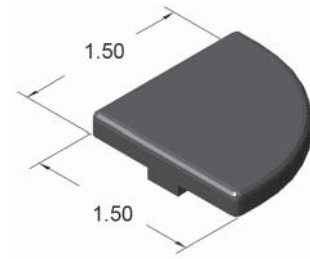
• 1/2-13 extrusion end tap required!
• For 'SM' profiles only



13FA3338 1/2-13 screws included

15AC7919

1.5" QUARTER ROUND ENDCAP



• Endcaps made of polypropylene



15AC8750

YELLOW T-SLOT COVER

15AC8751

BLACK T-SLOT COVER

15AC8752


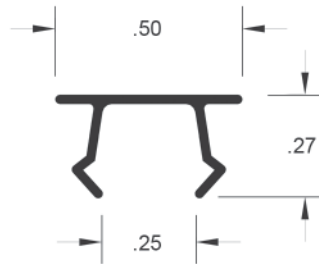
BLUE T-SLOT COVER

15AC8753

GRAY T-SLOT COVER

STOCK LENGTH = 96.0"


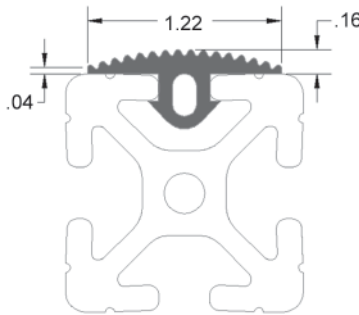
- Presses easily into t-slot
- Keeps t-slots covered and clean
- Provides a clean, finished look to any project



15AC8776

ANTI-SKID COVER

SOLD BY THE FOOT


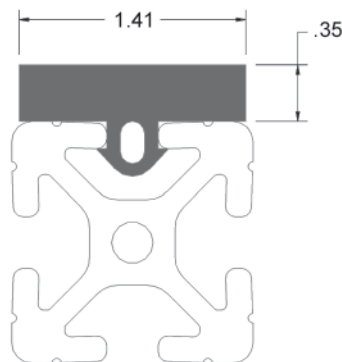


- Presses easily into t-slot
- Protects the extrusion surface
- Black silicone rubber material

15AC8778

1.5" RUBBER PAD

SOLD BY THE FOOT




- Presses easily into t-slot
- Black EPDM rubber material
- Protects extrusion surface
- Can be used as a bumper to protect other surfaces



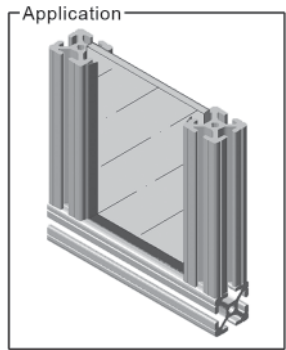
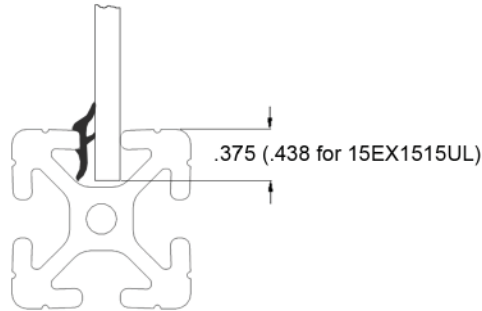
15AC8770

RUBBER PANEL GASKET

SOLD BY THE FOOT



- Holds panels tight
- Eliminates rattling
- Inserts after panel is installed
- Black silicone rubber material



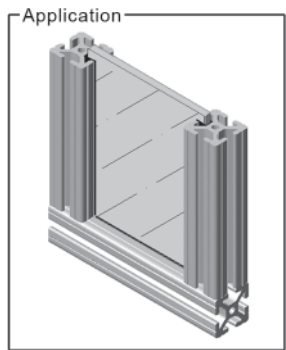
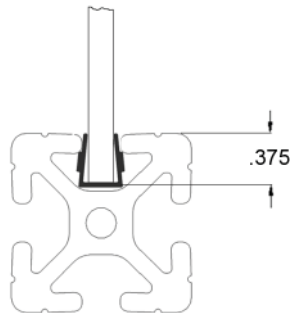
15AC7310

U-SHAPED PLASTIC PANEL GASKET

96.0" STOCK LENGTH



- Holds panels tight
- Eliminates rattling
- Inserts into extrusion t-slot
- Black polyethylene material




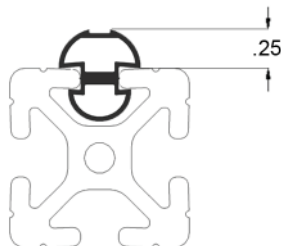
15AC8782

RUBBER DOOR SEAL

SOLD BY THE FOOT



- Seals off door perimeter from coolant or water
- Presses into extrusion t-slot
- Black silicone rubber material



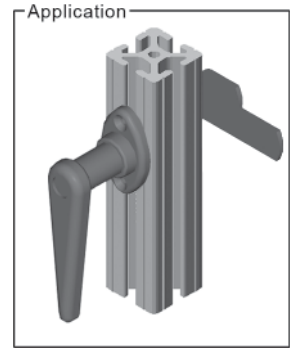
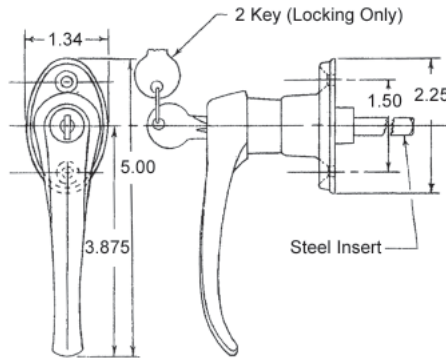


15AC7950

LOCKING DOOR HANDLE - CHROME
360° ROTATION

15AC7953

NON-LOCKING DOOR HANDLE - CHROME
360° ROTATION



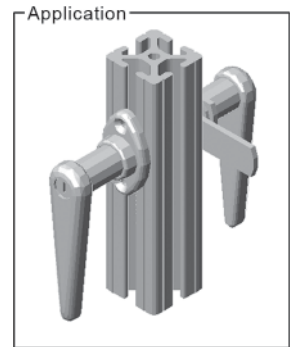
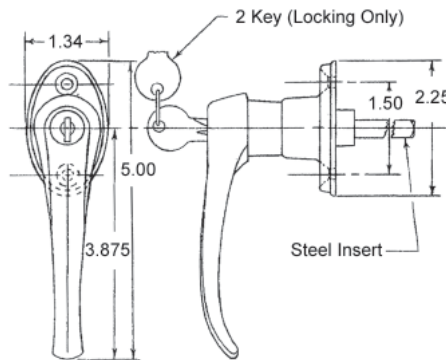
- Hardware included
- Requires door latch machining service - **15MA9072** (pg. 32)

15AC7951

NON-LOCKING DOOR HANDLE - CHROME
360° ROTATION

15AC7956

LOCKING DOOR HANDLE - CHROME
360° ROTATION



- Hardware included
- Allows for opening door from both sides
- Requires door latch machining service - **15MA9072** (pg. 32)

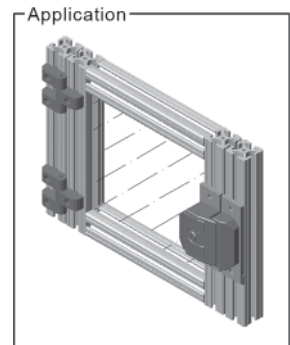
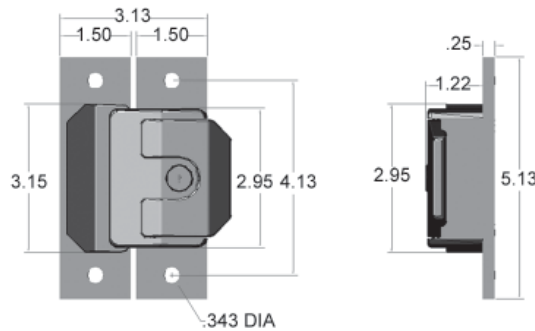
15AC7958

LOCKING SLAM LATCH - BLACK

15AC7962* (non-stock)

NON-LOCKING SLAM LATCH - BLACK

- Black powder coated
- Die-cast zinc material
- No machining required



RECOMMENDED HARDWARE


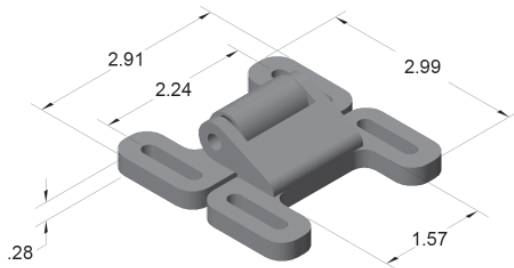
QTY	DESCRIPTION	PART NO.
4	5/16-18 x 5/8 FBHSCS	13FA3331
4	5/16-18 ECONOMY T-NUT	15FA3501

See pages 36-43 for additional fasteners & T-nuts



15AC8745


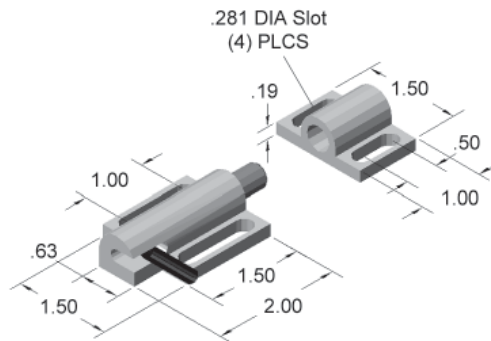
DOUBLE DETENT BALL LATCH



- Hardware included
- Quick locking action
- Fiberglass reinforced nylon material

15AC8762

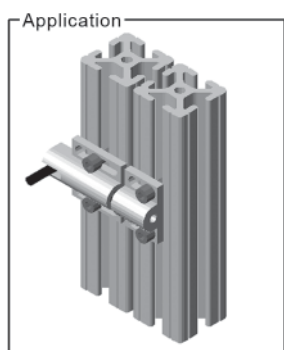
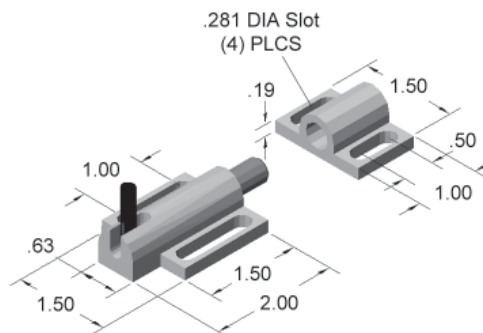
DEADBOLT LATCH - SIDE RELEASE



- Hardware included
- Spring loaded
- Aluminum construction

15AC8768

DEADBOLT LATCH - TOP RELEASE



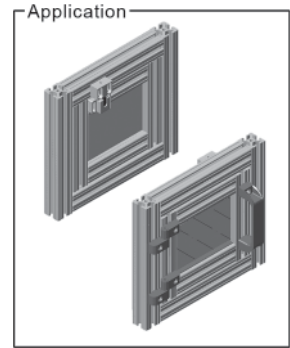
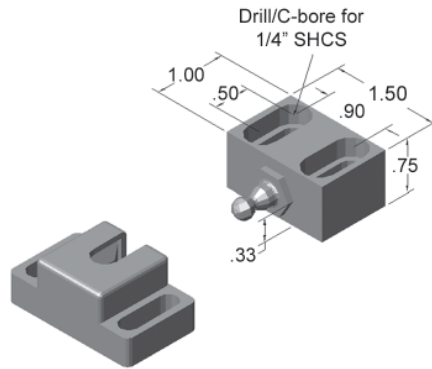
- Hardware included
- Spring loaded
- Aluminum construction





15AC7980

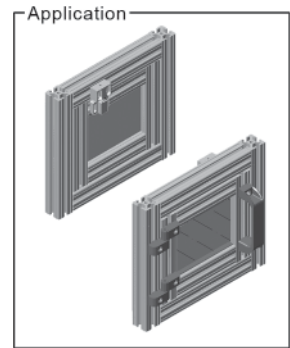
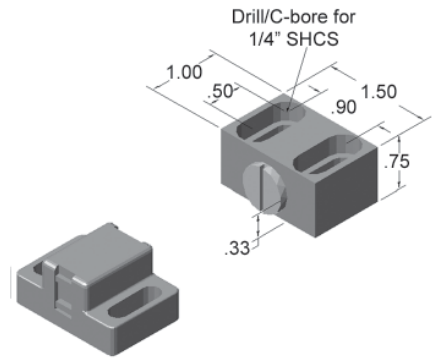
BALL LATCH CATCH W/ BRACKET



- Mounting hardware included
- Aluminum block w/ plastic catch

15AC7976

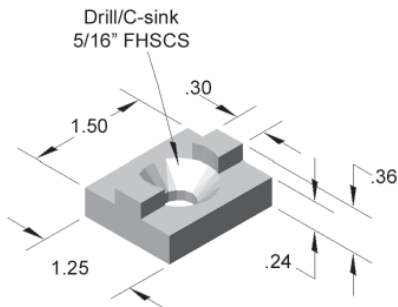
MAGNETIC CATCH W/ BRACKET



- Mounting hardware included
- Aluminum block w/ plastic catch

15AC8850

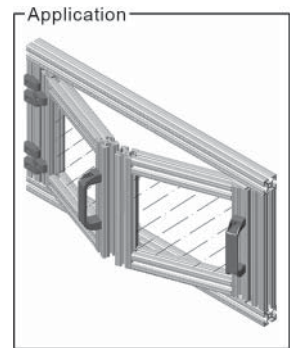
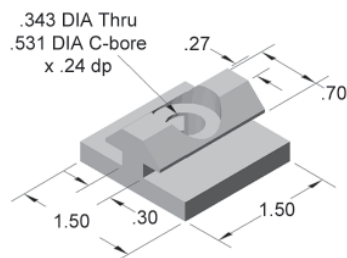
UHMW BI-FOLD DOOR GLIDE



- Saves space
- Mounting hardware included
- Great alternative for sliding doors
- White UHMW polyethylene material

15AC8852

UHMW HANGING BI-FOLD DOOR GLIDE



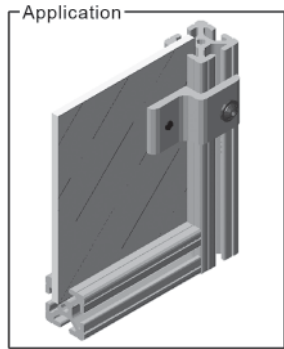
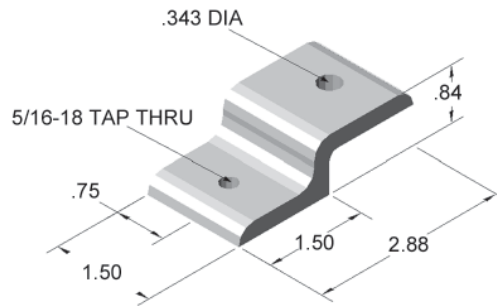


15AC7110

1.5" PANEL RETAINER



Place panel retainers around the perimeter of the frame every 24" to properly secure the panel.



RECOMMENDED HARDWARE

QTY	DESCRIPTION	PART NO.
2	5/16-18 x 5/8 FBHSCS	13FA3331
1	5/16-18 ECONOMY T-NUT	15FA3501

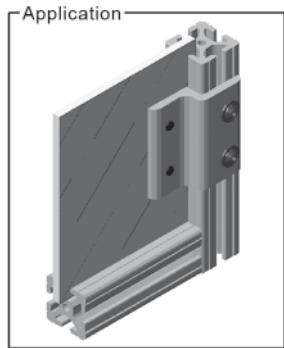
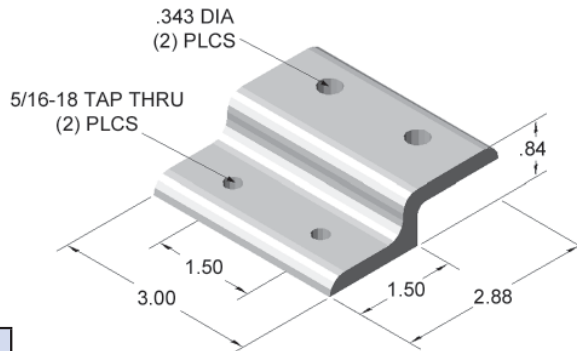
See pages 36-43 for additional fasteners & T-nuts

15AC7113

3.0" PANEL RETAINER



Place panel retainers around the perimeter of the frame every 24" to properly secure the panel.



RECOMMENDED HARDWARE

QTY	DESCRIPTION	PART NO.
4	5/16-18 x 5/8 FBHSCS	13FA3331
2	5/16-18 ECONOMY T-NUT	15FA3501

See pages 36-43 for additional fasteners & T-nuts

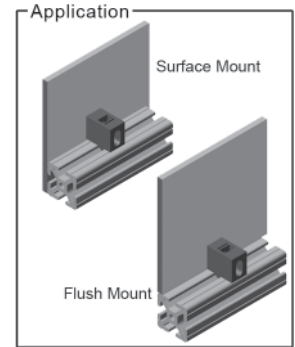
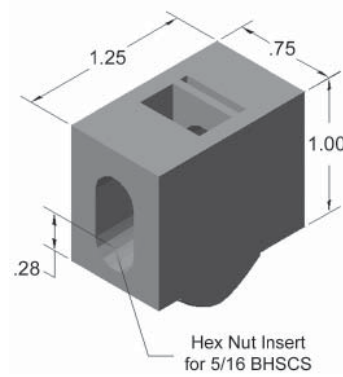


15AC8748

1/4 TURN PANEL MOUNT BLOCK
(5/16-18 HARDWARE)

15AC8702

1/4 TURN PANEL MOUNT BLOCK
(M8 X 1.25 HARDWARE)

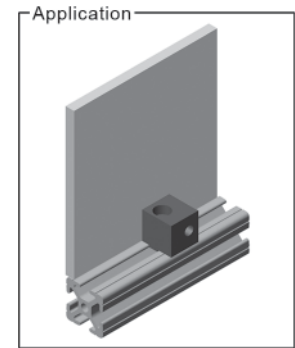
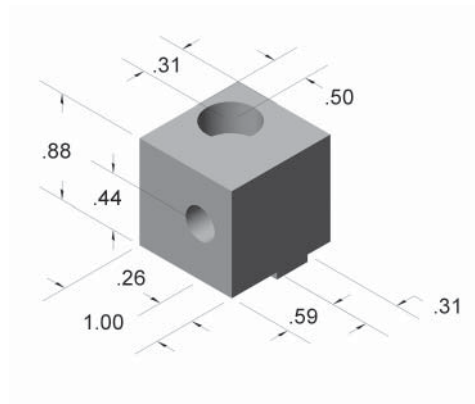


- Bolt kit included for panel mounting
- Black high strength nylon material
- Surface or flush mount option (.25" panel)

To calculate panel size, subtract 0.13" from your inside width and inside length.

15AC8705

ALUMINUM PANEL MOUNT BLOCK


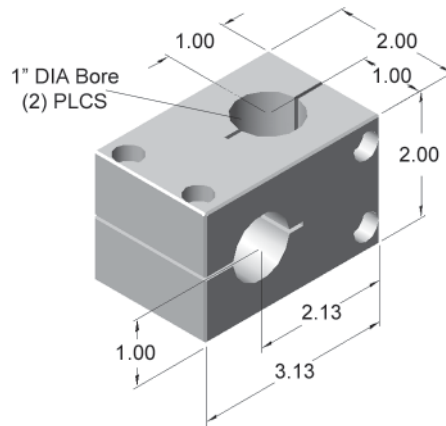


- Hardware included
- Aluminum construction



15AC8800

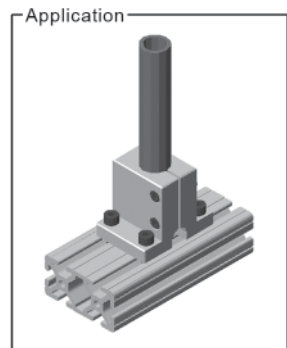
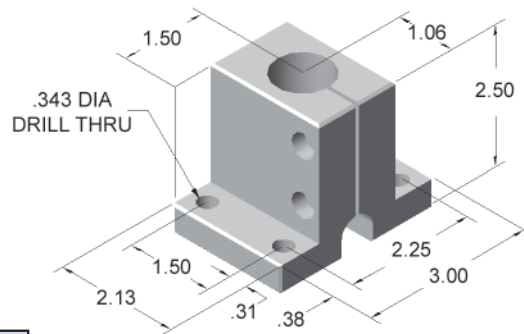
1" STANCHION CROSS CLAMP



- Clamping hardware included

15AC8801

1" SINGLE SHAFT BASE



- Clamping hardware included


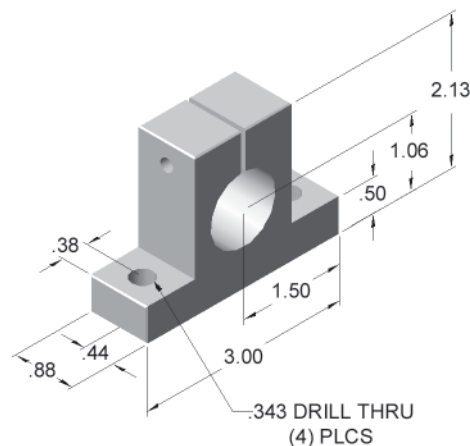
RECOMMENDED HARDWARE

QTY	DESCRIPTION	PART NO.
4	5/16-18 x 7/8 SHCS	13FA3327
4	5/16-18 ECONOMY T-NUT	15FA3501

See pages 36-43 for additional fasteners & T-nuts

15AC8802

1" SINGLE HORIZONTAL BASE



- Clamping hardware included

RECOMMENDED HARDWARE

QTY	DESCRIPTION	PART NO.
4	5/16-18 x 7/8 SHCS	13FA3327
4	5/16-18 ECONOMY T-NUT	15FA3501

See pages 36-43 for additional fasteners & T-nuts



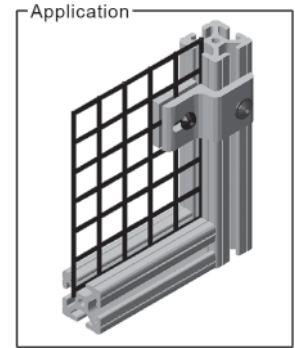


15AC7105

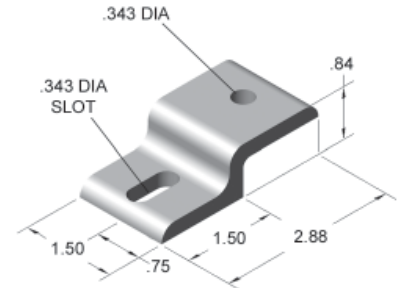
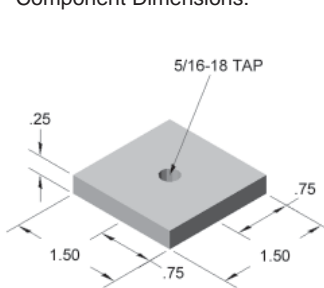
1.5" MESH RETAINER



Place mesh retainers around the perimeter of the frame every 24" to properly secure the panel.



Component Dimensions:



RECOMMENDED HARDWARE

QTY	DESCRIPTION	PART NO.
1	5/16-18 x 5/8 FBHSCS	13FA3331
1	5/16-18 ECONOMY T-NUT	15FA3501

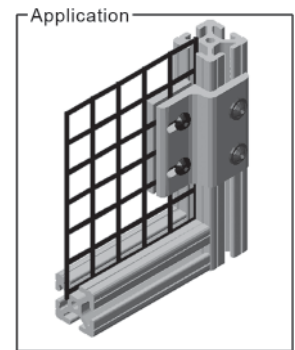

See pages 36-43 for additional fasteners & T-nuts

15AC7117

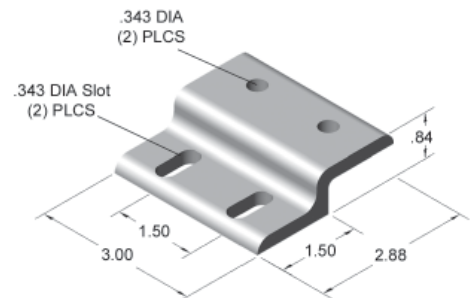
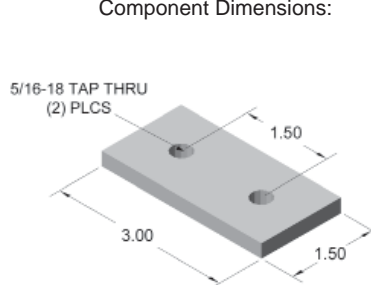
3.0" MESH RETAINER



Place mesh retainers around the perimeter of the frame every 24" to properly secure the panel.



Component Dimensions:



RECOMMENDED HARDWARE

QTY	DESCRIPTION	PART NO.
2	5/16-18 x 5/8 FBHSCS	13FA3331
1	5/16-18 DOUBLE T-NUT	15FA3502

See pages 36-43 for additional fasteners & T-nuts

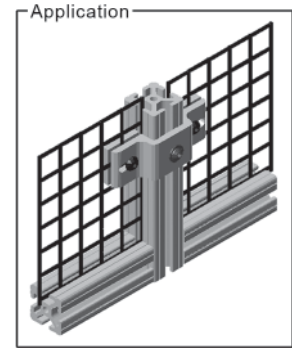



15AC7119

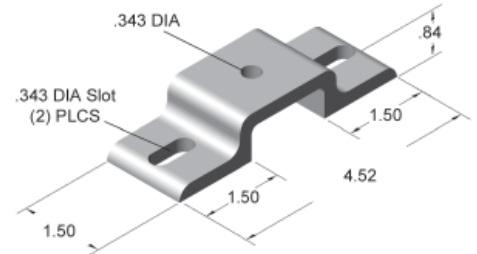
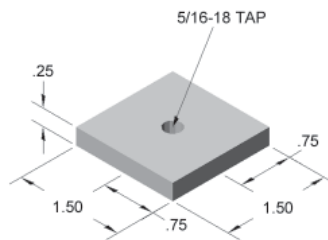
1.5" DOUBLE MESH RETAINER



Place mesh retainers around the perimeter of the frame every 24" to properly secure the panel.



Component Dimensions:



RECOMMENDED HARDWARE

QTY	DESCRIPTION	PART NO.
1	5/16-18 x 5/8 FBHSCS	13FA3331
1	5/16-18 ECONOMY T-NUT	15FA3501

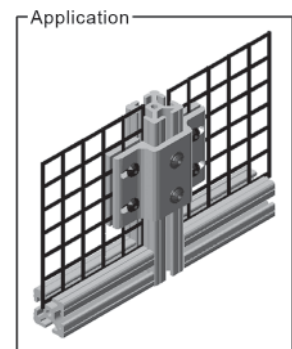

See pages 36-43 for additional fasteners & T-nuts

15AC7118* (non-stock)

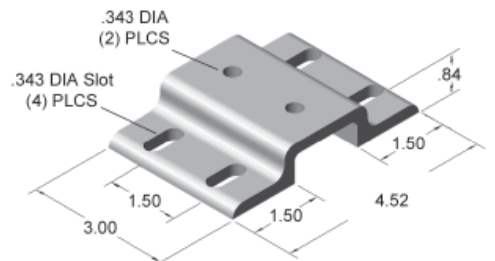
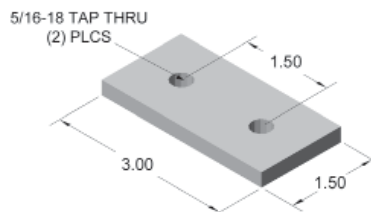
3.0" DOUBLE MESH RETAINER



Place mesh retainers around the perimeter of the frame every 24" to properly secure the panel.



Component Dimensions:



RECOMMENDED HARDWARE

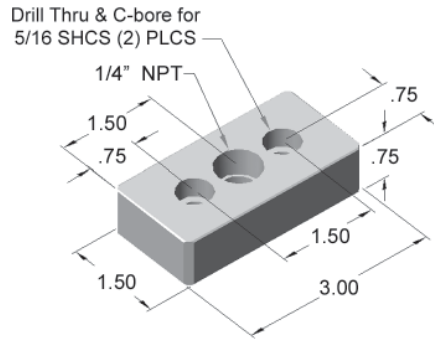

QTY	DESCRIPTION	PART NO.
2	5/16-18 x 5/8 FBHSCS	13FA3331
1	5/16-18 DOUBLE T-NUT	15FA3502

See pages 36-43 for additional fasteners & T-nuts



15AC8712

PRESSURE MANIFOLD - 1/4" NPT
WITH O-RING



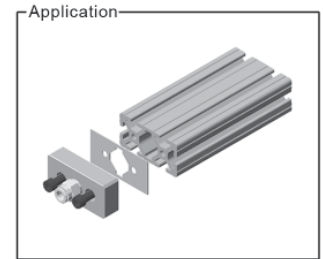
RECOMMENDED HARDWARE

QTY	DESCRIPTION	PART NO.
2	5/16-18 x 7/8 SHCS	13FA3327
2	5/16-18 ECONOMY T-NUT	15FA3501

See pages 36-43 for additional fasteners & T-nuts

15AC8706

PRESSURE MANIFOLD - 1/4" NPT
WITH GASKET



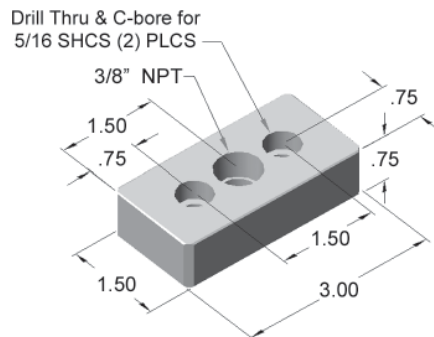
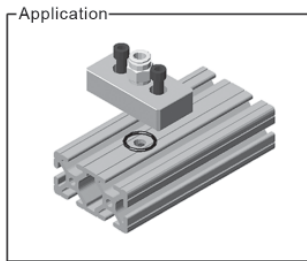
RECOMMENDED HARDWARE

QTY	DESCRIPTION	PART NO.
2	5/16-18 x 7/8 SHCS	13FA3327

See pages 36-43 for additional fasteners & T-nuts

15AC8713

PRESSURE MANIFOLD - 3/8" NPT
WITH O-RING



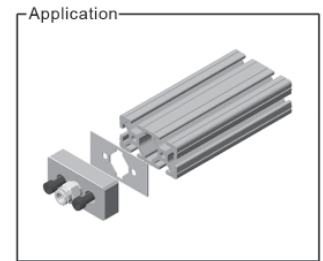
RECOMMENDED HARDWARE

QTY	DESCRIPTION	PART NO.
2	5/16-18 x 7/8 SHCS	13FA3327
2	5/16-18 ECONOMY T-NUT	15FA3501

See pages 36-43 for additional fasteners & T-nuts

15AC8707

PRESSURE MANIFOLD - 3/8" NPT
WITH GASKET



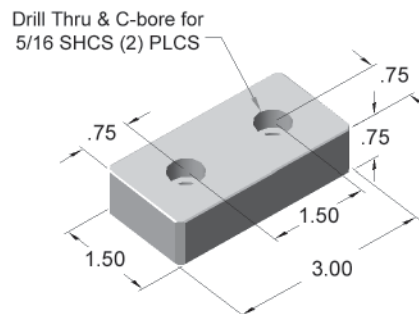

RECOMMENDED HARDWARE

QTY	DESCRIPTION	PART NO.
2	5/16-18 x 7/8 SHCS	13FA3327

See pages 36-43 for additional fasteners & T-nuts

15AC8714

PRESSURE MANIFOLD - BLANK
WITH O-RING




RECOMMENDED HARDWARE

QTY	DESCRIPTION	PART NO.
2	5/16-18 x 7/8 SHCS	13FA3327
2	5/16-18 ECONOMY T-NUT	15FA3501

See pages 36-43 for additional fasteners & T-nuts

15AC8709

PRESSURE MANIFOLD - BLANK
WITH GASKET



RECOMMENDED HARDWARE

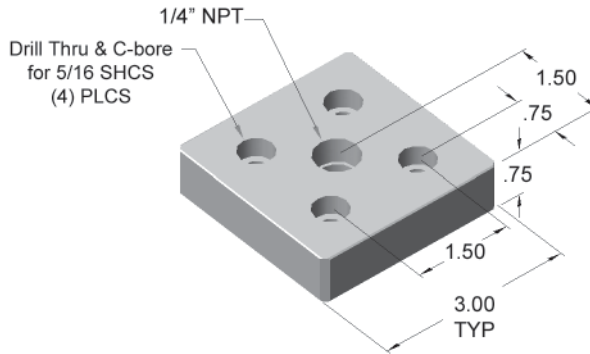

QTY	DESCRIPTION	PART NO.
2	5/16-18 x 7/8 SHCS	13FA3327

See pages 36-43 for additional fasteners & T-nuts



15AC8715*

PRESSURE MANIFOLD - 1/4" NPT
WITH O-RING



RECOMMENDED HARDWARE

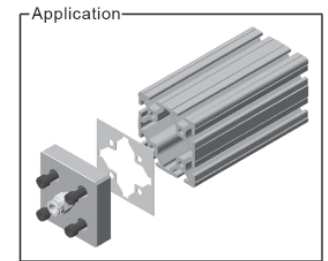
QTY	DESCRIPTION	PART NO.
4	5/16-18 x 7/8 SHCS	13FA3327
4	5/16-18 ECONOMY T-NUT	15FA3501

See pages 36-43 for additional fasteners & T-nuts

*Non-stock

15AC8710*

PRESSURE MANIFOLD - 1/4" NPT
WITH GASKET



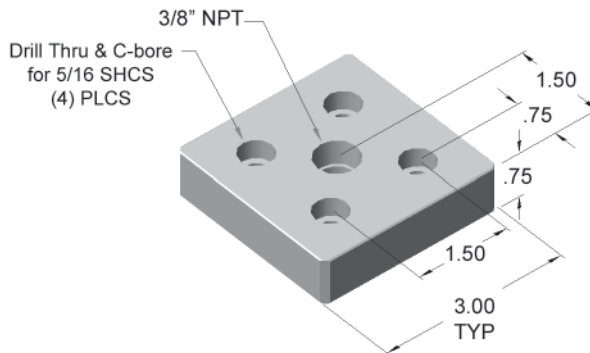

RECOMMENDED HARDWARE

QTY	DESCRIPTION	PART NO.
4	5/16-18 x 7/8 SHCS	13FA3327

See pages 36-43 for additional fasteners & T-nuts

15AC8716*

PRESSURE MANIFOLD - 3/8" NPT
WITH O-RING



RECOMMENDED HARDWARE

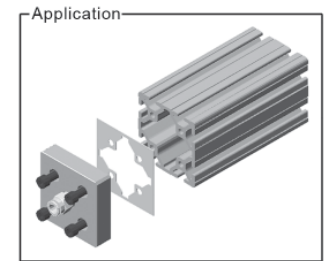
QTY	DESCRIPTION	PART NO.
4	5/16-18 x 7/8 SHCS	13FA3327
4	5/16-18 ECONOMY T-NUT	15FA3501

See pages 36-43 for additional fasteners & T-nuts

*Non-stock

15AC8711*

PRESSURE MANIFOLD - 3/8" NPT
WITH GASKET



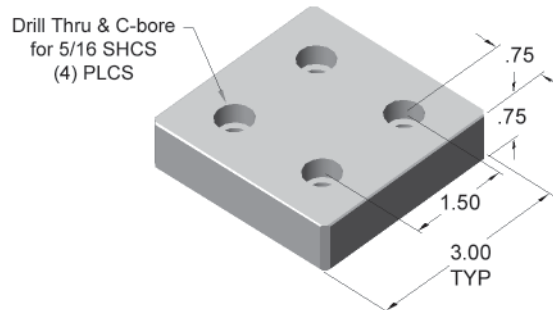

RECOMMENDED HARDWARE

QTY	DESCRIPTION	PART NO.
4	5/16-18 x 7/8 SHCS	13FA3327

See pages 36-43 for additional fasteners & T-nuts

15AC8717*

PRESSURE MANIFOLD - BLANK
WITH O-RING



RECOMMENDED HARDWARE

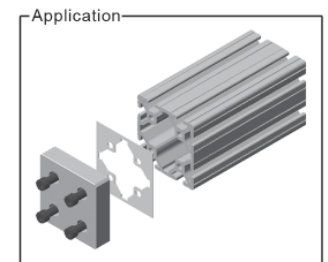
QTY	DESCRIPTION	PART NO.
4	5/16-18 x 7/8 SHCS	13FA3327
4	5/16-18 ECONOMY T-NUT	15FA3501

See pages 36-43 for additional fasteners & T-nuts

*Non-stock

15AC8708*

PRESSURE MANIFOLD - BLANK
WITH GASKET



RECOMMENDED HARDWARE


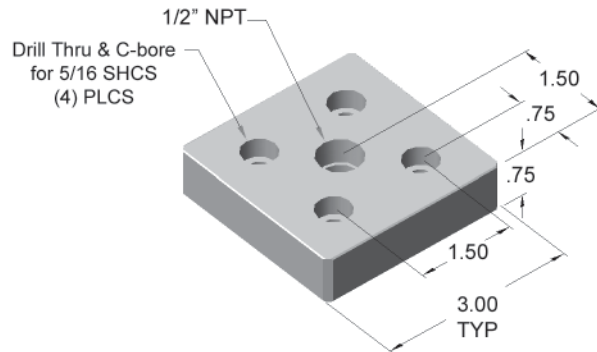
QTY	DESCRIPTION	PART NO.
4	5/16-18 x 7/8 SHCS	13FA3327

See pages 36-43 for additional fasteners & T-nuts



15AC8727* (non-stock)

PRESSURE MANIFOLD - 1/2" NPT




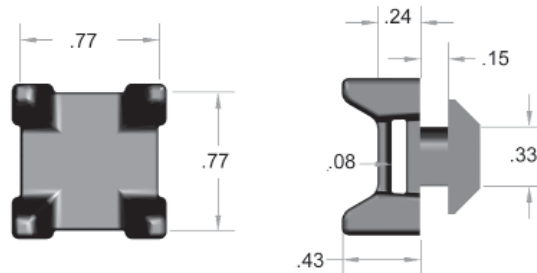
RECOMMENDED HARDWARE

QTY	DESCRIPTION	PART NO.
4	5/16-18 x 7/8 SHCS	13FA3327

See pages 36-43 for additional fasteners & T-nuts

15AC7305

DROP-IN CABLE TIE BLOCK

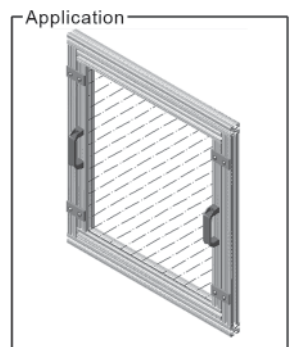
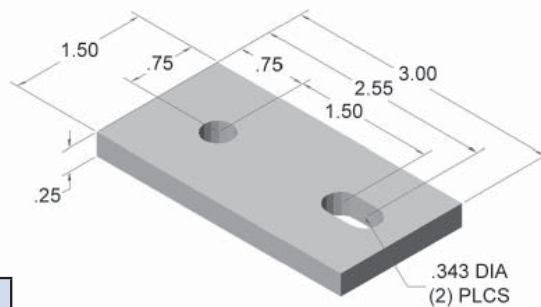


- Quarter Turn Installation
- Very economical
- Black fiberglass reinforced nylon

15AC7972

2 HOLE REMOVABLE DOOR STRAP

- Unbolt frame sections
- Easy to position



RECOMMENDED HARDWARE

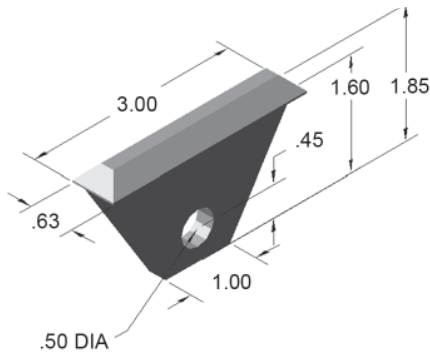
QTY	DESCRIPTION	PART NO.
2	5/16-18 x 5/8 FBHSCS	13FA3331
1	5/16-18 ECONOMY T-NUT	15FA3501
1	5/16-18 DROP-IN T-NUT	15FA3505

See pages 36-43 for additional fasteners & T-nuts



15AC8760

TOOL HANGER



- 75 lb capacity
- Great for air tools/cable reels
- High strength black nylon


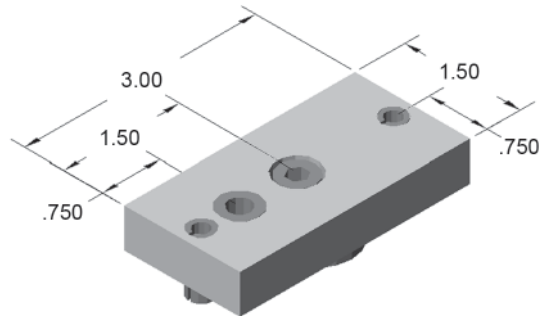
15AC8758

TOOL HANGER CLIP




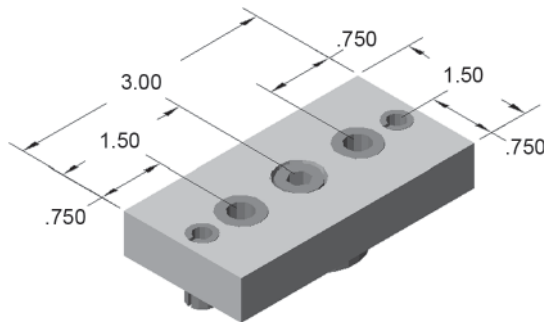
15AC7500

1.5" x 1.5" ACCESS HOLE JIG




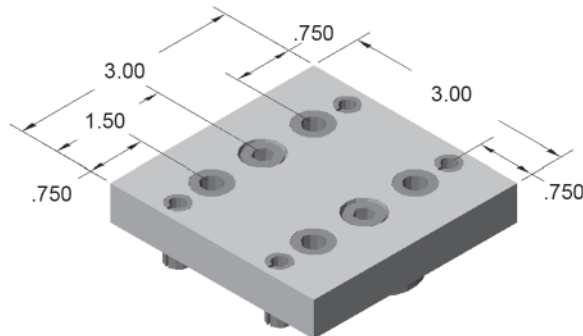
15AC7501

1.5" x 3.0" ACCESS HOLE JIG



15AC7502

3.0" x 3.0" ACCESS HOLE JIG



- Hardware included
- Drill access holes on site
- Dowel pins eliminate pivot point
- Hardened drill bushing for long life



Faztek Applications



Enclosures are extremely easy to design and simple to install. This unit was designed to reduce noise and protect employees from moving parts and airborne debris. Clear polycarbonate panels, shown here with protective film covering, allow for clear vision inside the enclosure.

Materials Used:

- 15EX1530, 15EX1515L T-Slot aluminum extrusions
- Heavy duty nylon hinges
- 1/4" Clear polycarbonate panels
- 1/4" Black ABS panels
- Plastic door handles
- Deadbolt latches



Custom stainless steel panels were used in this assembly line guard to allow for easy cleaning. Door track and handles were used to create sliding doors for easy access inside.

Materials Used:

- 15EX1515L T-Slot aluminum extrusions
- Stainless steel panels
- 15 Series door track
- Stainless steel door handle
- Various fasteners

See additional Faztek applications online at www.faztek.net!



Section 3


15 Series Floor To Frame



Floor Mount Feet



Deluxe Floor
Mount Base Plates



Base Plates

The following floor-to-frame components complete your project by allowing you to add mobility with casters, or an anchored floor mount foot for secure placement. Base plates are required for some casters and leveling feet, so please check for compatibility before designing your project.

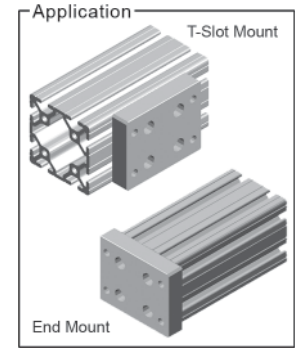
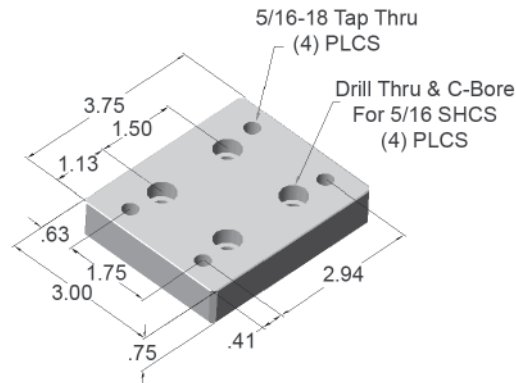




15BP2500

FLANGE MOUNT CASTER BASE PLATE

- Mounts on the extrusion end or side
- End mount requires tapping service



RECOMMENDED HARDWARE: T-SLOT MOUNT

QTY	DESCRIPTION	PART NO.
4	5/16-18 x 7/8 SHCS	13FA3327
4	5/16-18 ECONOMY T-NUT	15FA3501

See pages 36-43 for additional fasteners & T-nuts



RECOMMENDED CASTERS

PAGE	DESCRIPTION	PART NO.
130	4" SWIVEL CASTER W/ BRAKE	13CA8102
130	4" RIGID CASTER	13CA8103
131	5" SWIVEL CASTER W/ BRAKE	13CA8108
131	5" RIGID CASTER	13CA8110
131	3.5" SWIVEL CASTER W/ BRAKE	13CA8113
131	3.5" RIGID CASTER	13CA8114
130	5" RIGID CASTER	13CA8115
130	5" SWIVEL CASTER W/ BRAKE	13CA8116

RECOMMENDED HARDWARE: END MOUNT

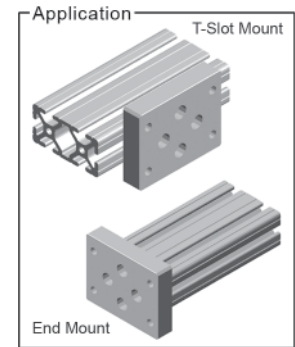
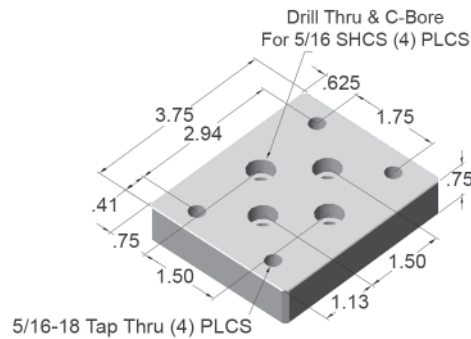
QTY	DESCRIPTION	PART NO.
4	5/16-18 x 7/8 SHCS	13FA3327

See pages 36-43 for additional fasteners & T-nuts

15BP2501

FLANGE MOUNT CASTER BASE PLATE

- Mounts on the extrusion end or side
- End mount requires tapping service



RECOMMENDED HARDWARE: T-SLOT MOUNT

QTY	DESCRIPTION	PART NO.
4	5/16-18 x 7/8 SHCS	13FA3327
4	5/16-18 ECONOMY T-NUT	15FA3501

See pages 36-43 for additional fasteners & T-nuts



RECOMMENDED CASTERS

PAGE	DESCRIPTION	PART NO.
130	4" SWIVEL CASTER W/ BRAKE	13CA8102
130	4" RIGID CASTER	13CA8103
131	5" SWIVEL CASTER W/ BRAKE	13CA8108
131	5" RIGID CASTER	13CA8110
131	3.5" SWIVEL CASTER W/ BRAKE	13CA8113
131	3.5" RIGID CASTER	13CA8114
130	5" RIGID CASTER	13CA8115
130	5" SWIVEL CASTER W/ BRAKE	13CA8116

RECOMMENDED HARDWARE: END MOUNT

QTY	DESCRIPTION	PART NO.
4	5/16-18 x 7/8 SHCS	13FA3327

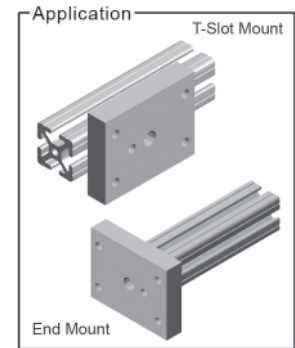
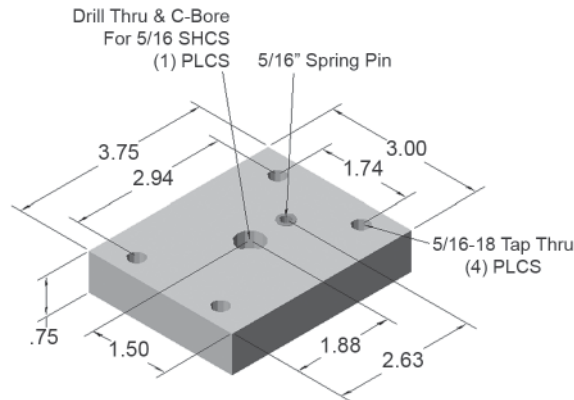
See pages 36-43 for additional fasteners & T-nuts



15BP2503

FLANGE MOUNT CASTER BASE PLATE

- Mounts on the extrusion end or side
- End mount requires tapping service
- 5/16" spring pin for proper alignment



RECOMMENDED HARDWARE: T-SLOT MOUNT

QTY	DESCRIPTION	PART NO.
1	5/16-18 x 7/8 SHCS	13FA3327
1	5/16-18 ECONOMY T-NUT	15FA3501

See pages 36-43 for additional fasteners & T-nuts

RECOMMENDED HARDWARE: END MOUNT

QTY	DESCRIPTION	PART NO.
1	5/16-18 x 7/8 SHCS	13FA3327

See pages 36-43 for additional fasteners & T-nuts

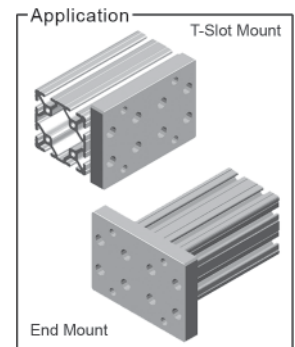
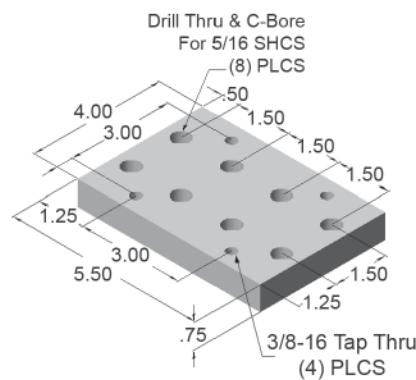
RECOMMENDED CASTERS

PAGE	DESCRIPTION	PART NO.
130	4" SWIVEL CASTER W/ BRAKE	13CA8102
130	4" RIGID CASTER	13CA8103
131	5" SWIVEL CASTER W/ BRAKE	13CA8108
131	5" RIGID CASTER	13CA8110
131	3.5" SWIVEL CASTER W/ BRAKE	13CA8113
131	3.5" RIGID CASTER	13CA8114
130	5" RIGID CASTER	13CA8115
130	5" SWIVEL CASTER W/ BRAKE	13CA8116

15BP2502

HEAVY DUTY CASTER BASE PLATE

- Mounts on the extrusion end or side
- End mount requires tapping service



RECOMMENDED HARDWARE: T-SLOT MOUNT

QTY	DESCRIPTION	PART NO.
8	5/16-18 x 7/8 SHCS	13FA3327
8	5/16-18 ECONOMY T-NUT	15FA3501

See pages 36-43 for additional fasteners & T-nuts

RECOMMENDED HARDWARE: END MOUNT

QTY	DESCRIPTION	PART NO.
8	5/16-18 x 7/8 SHCS	13FA3327

See pages 36-43 for additional fasteners & T-nuts



RECOMMENDED CASTERS

PAGE	DESCRIPTION	PART NO.
132	5" SWIVEL CASTER W/ BRAKE	13CA8104
132	5" SWIVEL CASTER	13CA8105
132	5" RIGID CASTER	13CA8106
132	5" RIGID CASTER	13CA8107



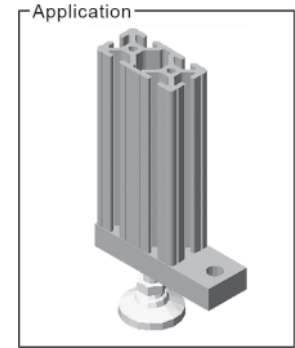
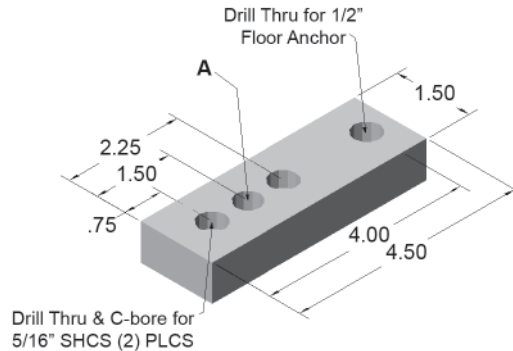
15BP2550

1.5" x 3.0" FLOOR ANCHORING BASE PLATE
'A' TAP THRU = 3/8-16

15BP2551

1.5" x 3.0" FLOOR ANCHORING BASE PLATE
'A' TAP THRU = 1/2-13

- Mounts on the extrusion end or side
- End mount requires tapping service



RECOMMENDED HARDWARE: T-SLOT MOUNT

QTY	DESCRIPTION	PART NO.
2	5/16-18 x 7/8 SHCS	13FA3327
2	5/16-18 ECONOMY T-NUT	15FA3501

See pages 36-43 for additional fasteners & T-nuts

RECOMMENDED HARDWARE: END MOUNT

QTY	DESCRIPTION	PART NO.
2	5/16-18 x 7/8 SHCS	13FA3327

See pages 36-43 for additional fasteners & T-nuts

15BP2561

1.5" x 3.0" BASE PLATE
'A' TAP THRU = 3/8-16

15BP2562


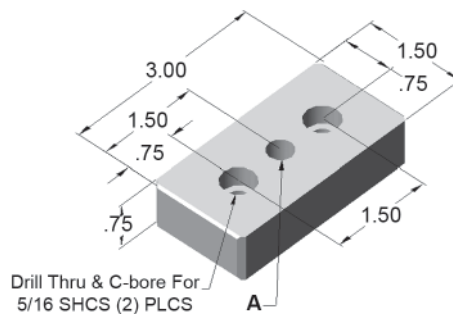
1.5" x 3.0" BASE PLATE
'A' TAP THRU = 7/16-14

15BP2580

1.5" x 3.0" BASE PLATE
'A' TAP THRU = 1/2-13

15BP2564

1.5" x 3.0" BASE PLATE
'A' TAP THRU = 3/4-10



RECOMMENDED HARDWARE: T-SLOT MOUNT

QTY	DESCRIPTION	PART NO.
2	5/16-18 x 7/8 SHCS	13FA3327
2	5/16-18 ECONOMY T-NUT	15FA3501

See pages 36-43 for additional fasteners & T-nuts

RECOMMENDED HARDWARE: END MOUNT

QTY	DESCRIPTION	PART NO.
2	5/16-18 x 7/8 SHCS	13FA3327

See pages 36-43 for additional fasteners & T-nuts

- Mounts on the extrusion end or side
- End mount requires tapping service



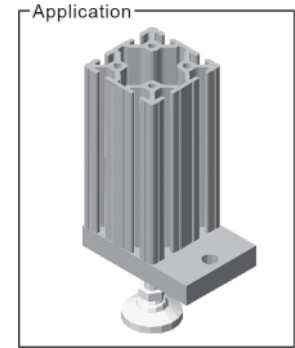
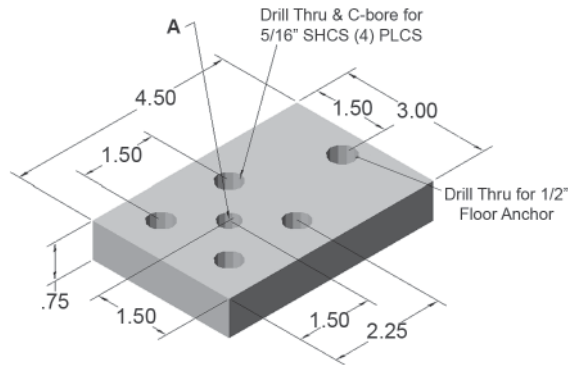
15BP2584

3.0" x 3.0" FLOOR ANCHORING BASE PLATE
'A' TAP THRU = 3/8-16

15BP2552

3.0" x 3.0" FLOOR ANCHORING BASE PLATE
'A' TAP THRU = 1/2-13

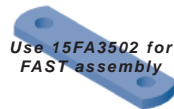
- Mounts on the extrusion end or side
- End mount requires tapping service



RECOMMENDED HARDWARE: T-SLOT MOUNT

QTY	DESCRIPTION	PART NO.
4	5/16-18 x 7/8 SHCS	13FA3327
4	5/16-18 ECONOMY T-NUT	15FA3501

See pages 36-43 for additional fasteners & T-nuts



RECOMMENDED HARDWARE: END MOUNT

QTY	DESCRIPTION	PART NO.
4	5/16-18 x 7/8 SHCS	13FA3327

See pages 36-43 for additional fasteners & T-nuts

15BP2585

3.0" x 3.0" BASE PLATE
'A' TAP THRU = 3/8-16

15BP2563

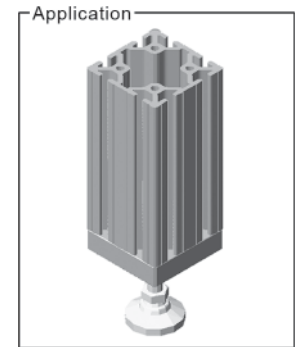
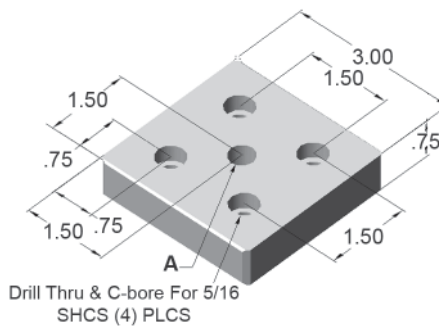
3.0" x 3.0" BASE PLATE
'A' TAP THRU = 7/16-14

15BP2583

3.0" x 3.0" BASE PLATE
'A' TAP THRU = 1/2-13

15BP2587

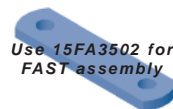
3.0" x 3.0" BASE PLATE
'A' TAP THRU = 3/4-10



RECOMMENDED HARDWARE: T-SLOT MOUNT

QTY	DESCRIPTION	PART NO.
4	5/16-18 x 7/8 SHCS	13FA3327
4	5/16-18 ECONOMY T-NUT	15FA3501

See pages 36-43 for additional fasteners & T-nuts

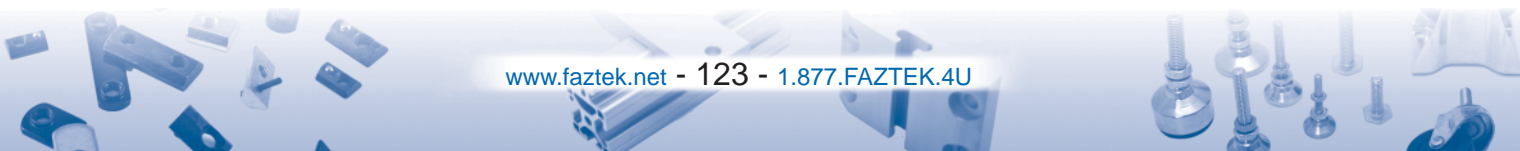


RECOMMENDED HARDWARE: END MOUNT

QTY	DESCRIPTION	PART NO.
4	5/16-18 x 7/8 SHCS	13FA3327

See pages 36-43 for additional fasteners & T-nuts

- Mounts on the extrusion end or side
- End mount requires tapping service



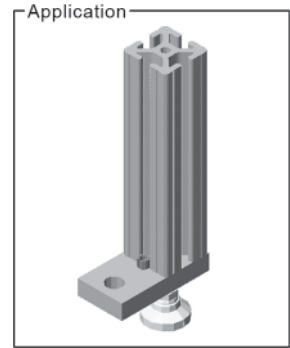
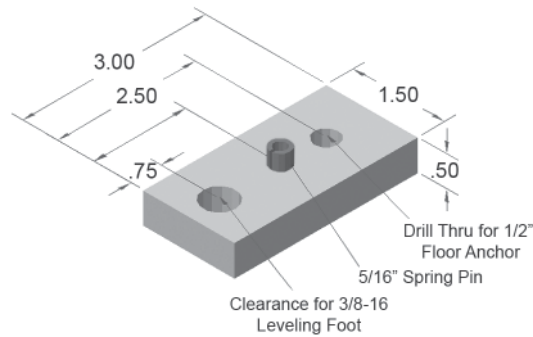


15BP2553

1.5" x 3.0" FLOOR ANCHORING BASE PLATE

- End mount requires tapping service
- 5/16" spring pin for proper alignment

No hardware necessary - Leveling foot secures the base plate to the extrusion.



15BP2588*

CORNER BASE PLATE
'A' TAP THRU = 1/2-13


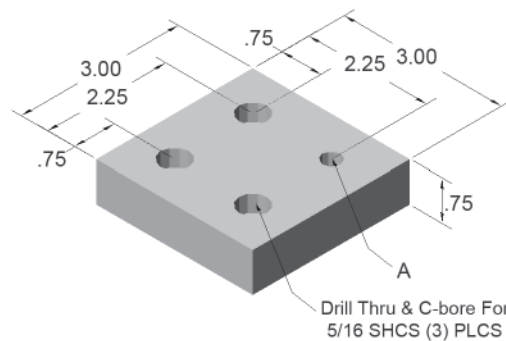
15BP2589*

CORNER BASE PLATE
'A' TAP THRU = 7/16-14

15BP2590*

CORNER BASE PLATE
'A' TAP THRU = 3/4-10

*Non-stock items - Please call for availability



RECOMMENDED HARDWARE: T-SLOT MOUNT

QTY	DESCRIPTION	PART NO.
3	5/16-18 x 7/8 SHCS	13FA3327
3	5/16-18 ECONOMY T-NUT	15FA3501

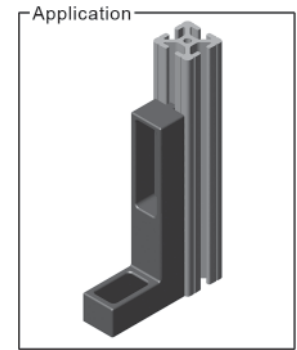
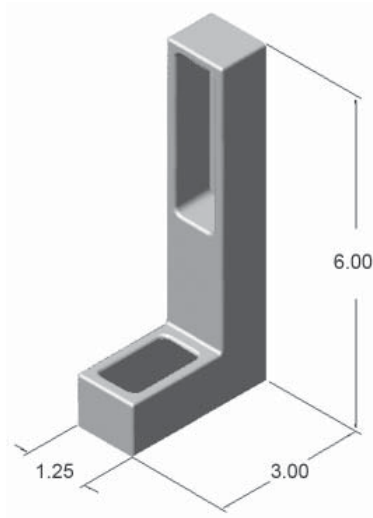
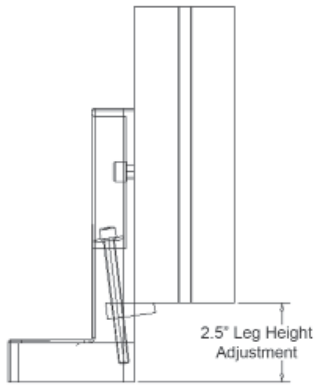
See pages 36-43 for additional fasteners & T-nuts



15FF5822

1.5" ADJUSTABLE FLOOR MOUNT FOOT

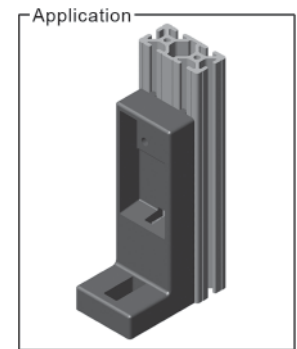
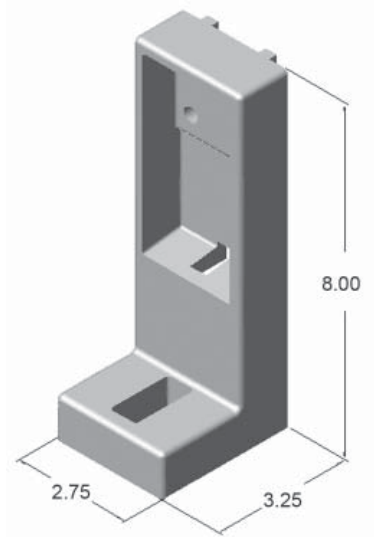
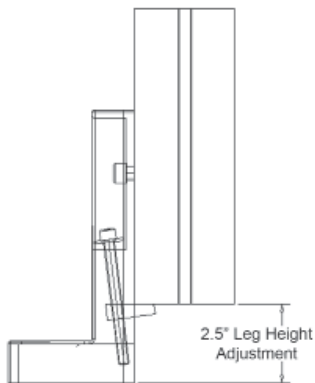
- Hardware included
- Cast aluminum w/ black powder coat
- Easy height adjustment for table legs



15FF5824

3.0" ADJUSTABLE FLOOR MOUNT FOOT

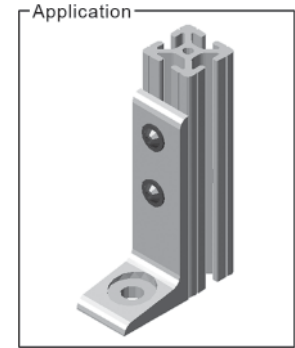
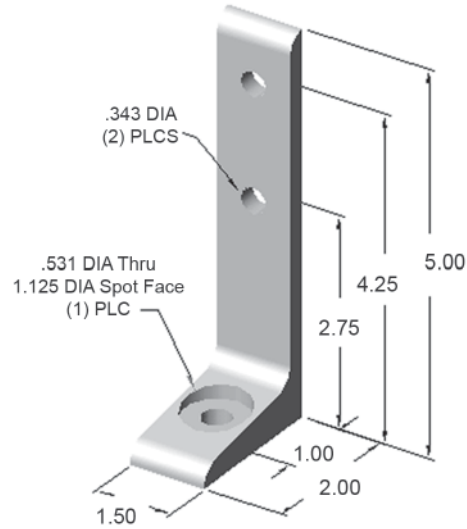
- Hardware included
- Cast aluminum w/ black powder coat
- Easy height adjustment for table legs





15FF5814

1.5" FLOOR MOUNT FOOT



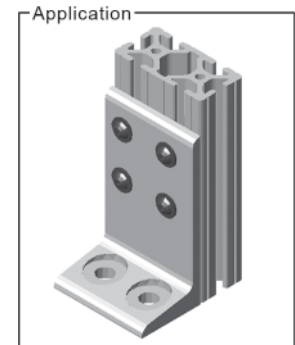
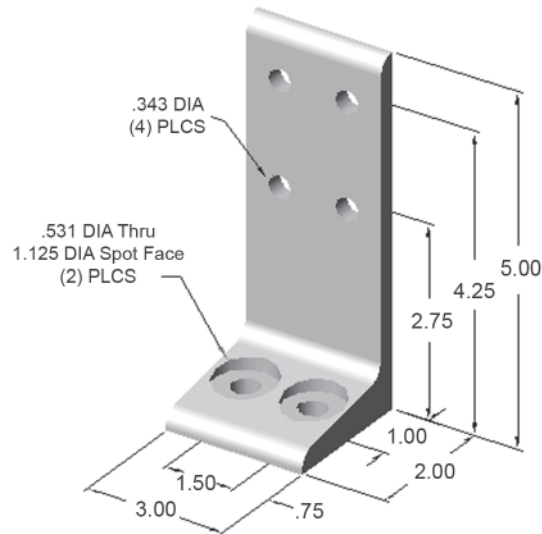
RECOMMENDED HARDWARE

QTY	DESCRIPTION	PART NO.
2	5/16-18 x 5/8 FBHSCS	13FA3331
1	5/16-18 DOUBLE T-NUT	15FA3502

See pages 36-43 for additional fasteners & T-nuts

15FF5816

3.0" FLOOR MOUNT FOOT



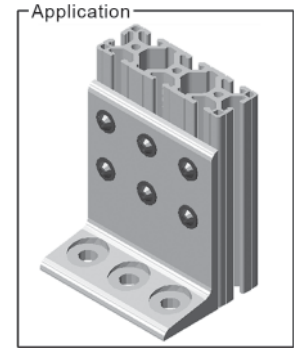
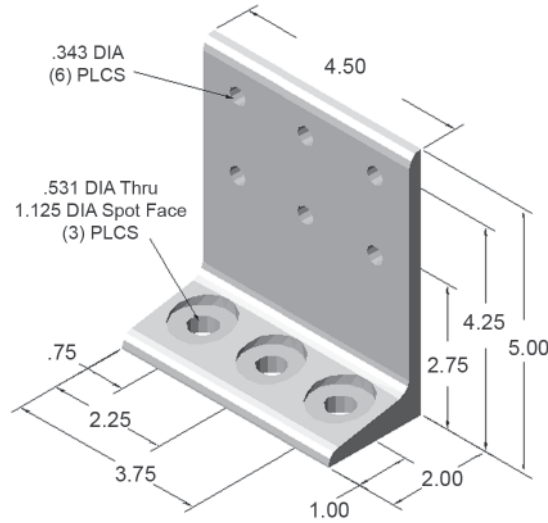
RECOMMENDED HARDWARE

QTY	DESCRIPTION	PART NO.
4	5/16-18 x 5/8 FBHSCS	13FA3331
2	5/16-18 DOUBLE T-NUT	15FA3502

See pages 36-43 for additional fasteners & T-nuts



15FF5815* (non-stock)
4.5" FLOOR MOUNT FOOT


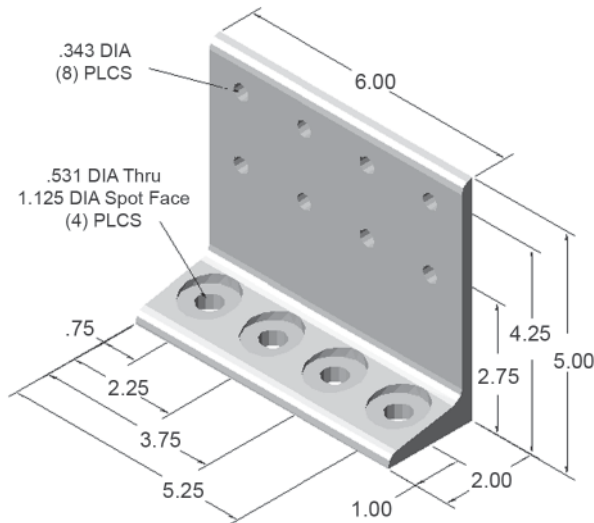


RECOMMENDED HARDWARE

QTY	DESCRIPTION	PART NO.
6	5/16-18 x 5/8 FBHSCS	13FA3331
3	5/16-18 DOUBLE T-NUT	15FA3502

See pages 36-43 for additional fasteners & T-nuts


15FF5818* (non-stock)
6.0" FLOOR MOUNT FOOT



RECOMMENDED HARDWARE

QTY	DESCRIPTION	PART NO.
8	5/16-18 x 5/8 FBHSCS	13FA3331
4	5/16-18 DOUBLE T-NUT	15FA3502

See pages 36-43 for additional fasteners & T-nuts


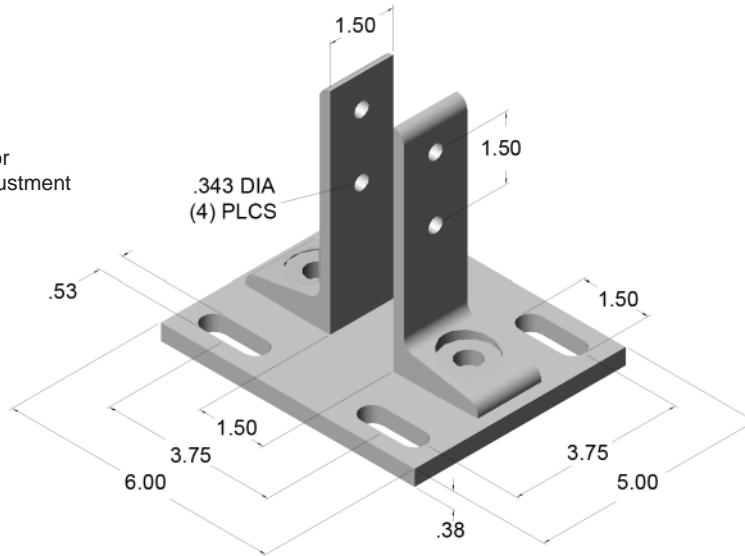




15FF5835

1.5" x 1.5" DELUXE FLOOR MOUNT BASE PLATE

- Provides greater stability
- Securely mounts frame to the floor
- Base plate slots provide easy adjustment



RECOMMENDED HARDWARE

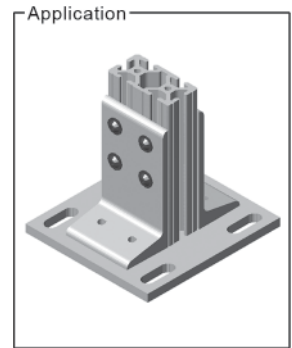
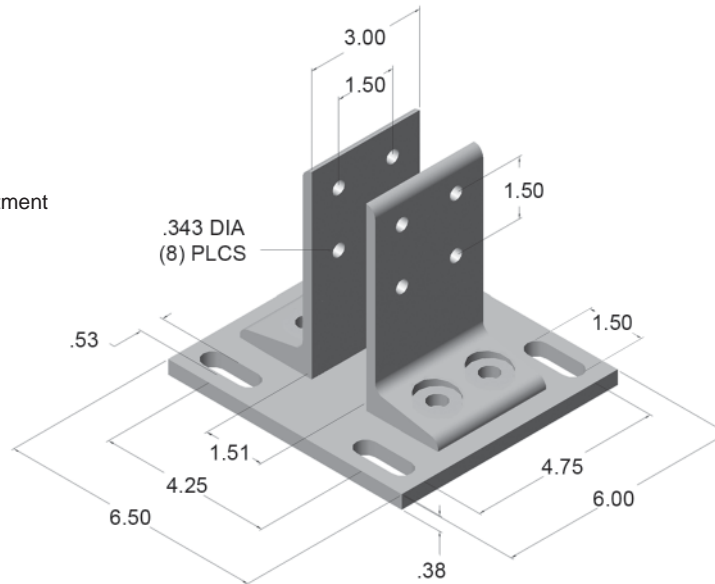
QTY	DESCRIPTION	PART NO.
4	5/16-18 x 5/8 FBHSCS	13FA3331
2	5/16-18 DOUBLE T-NUT	15FA3502

See pages 36-43 for additional fasteners & T-nuts

15FF5830

1.5" x 3.0" DELUXE FLOOR MOUNT BASE PLATE

- Provides greater stability
- Securely mounts frame to the floor
- Base plate slots provide easy adjustment



RECOMMENDED HARDWARE

QTY	DESCRIPTION	PART NO.
8	5/16-18 x 5/8 FBHSCS	13FA3331
4	5/16-18 DOUBLE T-NUT	15FA3502

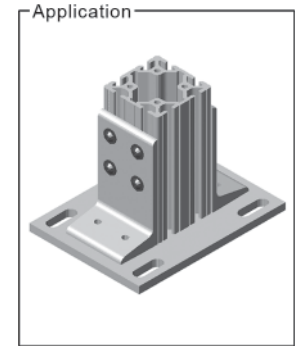
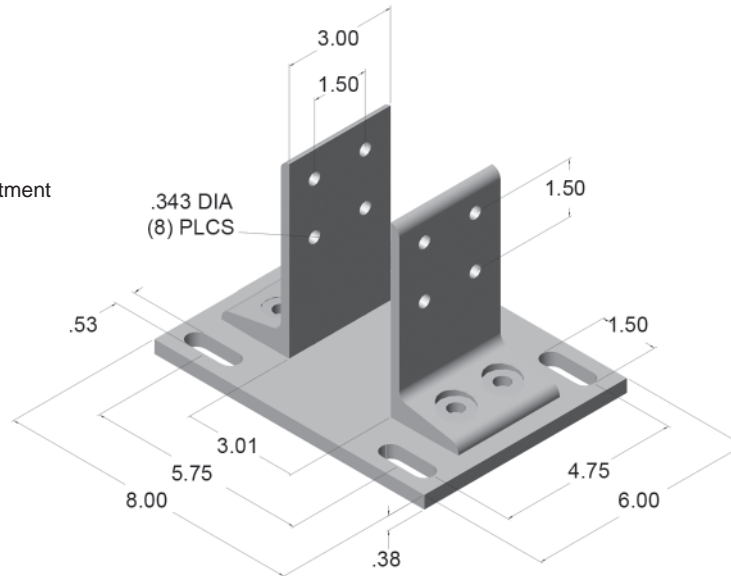
See pages 36-43 for additional fasteners & T-nuts



15FF5833

3.0" x 3.0" DELUXE FLOOR MOUNT BASE PLATE

- Provides greater stability
- Securely mounts frame to the floor
- Base plate slots provide easy adjustment



RECOMMENDED HARDWARE

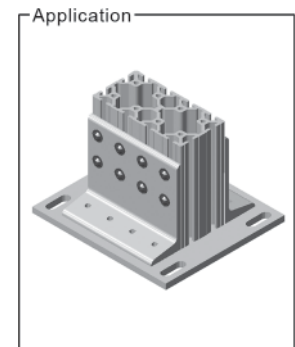
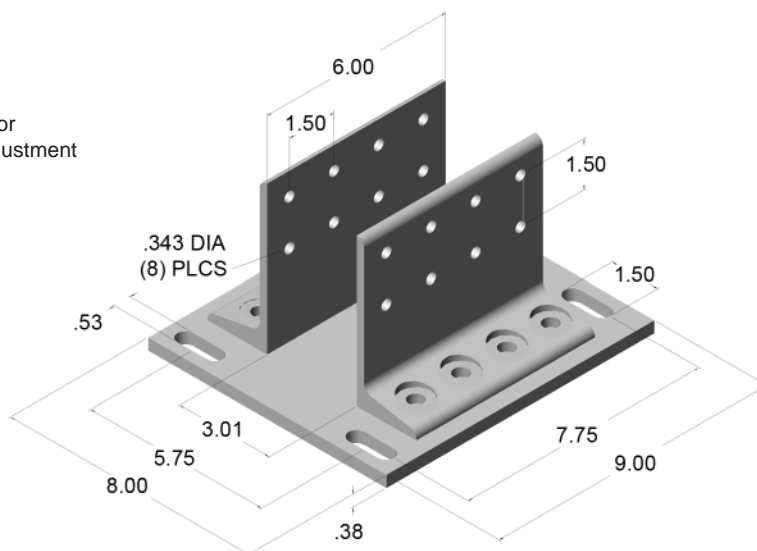
QTY	DESCRIPTION	PART NO.
8	5/16-18 x 5/8 FBHSCS	13FA3331
4	5/16-18 DOUBLE T-NUT	15FA3502

See pages 36-43 for additional fasteners & T-nuts

15FF5838* (non-stock)

3.0" x 6.0" DELUXE FLOOR MOUNT BASE PLATE

- Provides greater stability
- Securely mounts frame to the floor
- Base plate slots provide easy adjustment



RECOMMENDED HARDWARE


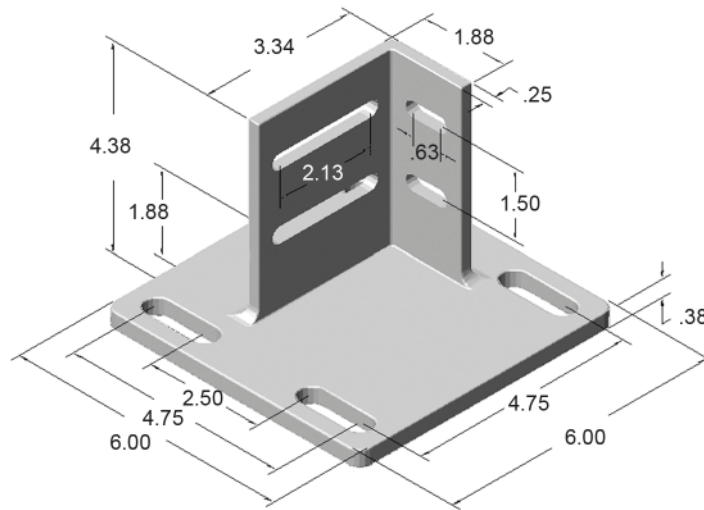
QTY	DESCRIPTION	PART NO.
16	5/16-18 x 5/8 FBHSCS	13FA3331
8	5/16-18 DOUBLE T-NUT	15FA3502

See pages 36-43 for additional fasteners & T-nuts





15FF5850

1.5" x 3.0" DELUXE FLOOR MOUNT BASE PLATE



- Hardware included for extrusion mounting
- Provides greater stability
- Securely mounts frame to the floor
- Base plate slots provide easy adjustment

Please see the following pages for related casters and leveling feet...





Section 9


13 Series Accessories



Handles & Latches



Casters & Leveling Feet



Panels & Mesh



Structural Shapes




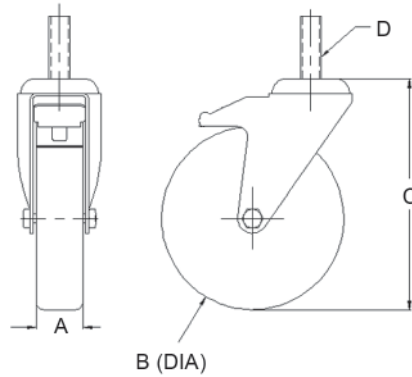
13CA8100

2" THREADED STEM CASTER W/ BRAKE

13CA8101

5" THREADED STEM CASTER W/ BRAKE

Capacity.....125 lbs.
Wheel Color.....Black
Oil Resistance....Average



- Cushionex Supreme wheel material
- Derlin wheel bearings
- Factory lubricated raceways
- Requires base plate

PART NO.	A	B	C	D
13CA8100	.75	2.00	2.50	3/8-16 x 1.5"
13CA8101	1.00	5.00	5.69	7/16-14 x 1.5"

13CA8102

4" SWIVEL CASTER W/ BRAKE

13CA8103

4" RIGID CASTER W/O BRAKE

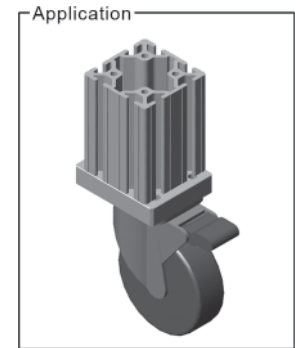
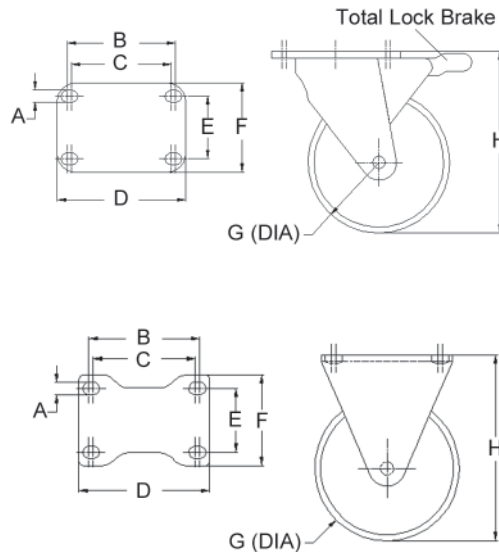
13CA8115* (non-stock)

5" SWIVEL CASTER W/ BRAKE

13CA8116* (non-stock)

5" RIGID CASTER W/O BRAKE

Capacity.....275 lbs.
Wheel Color.....Dark red
Oil Resistance....Good



Use base plates:
• 15BP2500
• 15BP2501
• 15BP2503

- Polyurethane Hi-Tech wheel material
- Hardened bushings
- Grease fittings for wheel bearings

RECOMMENDED HARDWARE

QTY	DESCRIPTION	PART NO.
4	5/16-18 x 5/8 SHCS	13FA3325

See pages 36-43 for additional fasteners & T-nuts

PART NO.	A	B	C	D	E	F	G	H
13CA8102	.340	3.06	2.81	3.59	1.75	2.50	4.00	5.13
13CA8103	.340	3.06	2.81	3.59	1.75	2.50	4.00	5.13
13CA8115	.340	3.06	2.81	3.59	1.75	2.50	5.00	6.13
13CA8116	.340	3.06	2.81	3.59	1.75	2.50	5.00	6.13



13CA8108

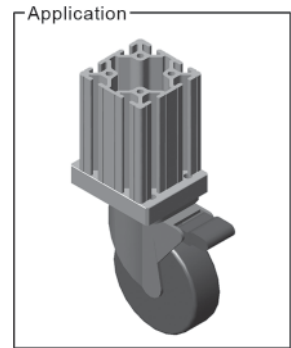
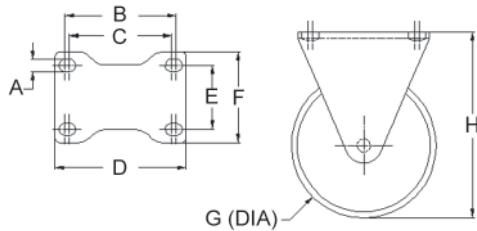
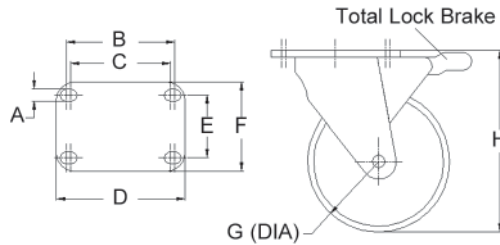
5" SWIVEL CASTER W/ BRAKE

13CA8110

5" RIGID CASTER W/O BRAKE

Capacity.....325 lbs.
Wheel Color.....Gray
Oil Resistance....Good

- Performa rubber material
- Grease fittings for wheel bearings



Use base plates:

- 15BP2500
- 15BP2501
- 15BP2503

RECOMMENDED HARDWARE

QTY	DESCRIPTION	PART NO.
4	5/16-18 x 5/8 SHCS	13FA3325

See pages 36-43 for additional fasteners & T-nuts

PART NO.	A	B	C	D	E	F	G	H
13CA8108	.340	3.06	2.81	3.625	1.75	2.375	5.00	6.19
13CA8110	.340	3.06	2.81	3.59	1.75	2.50	5.00	6.19

13CA8113

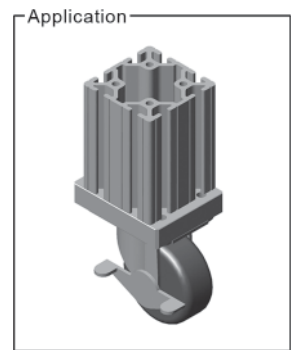
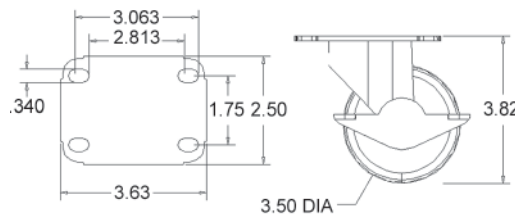
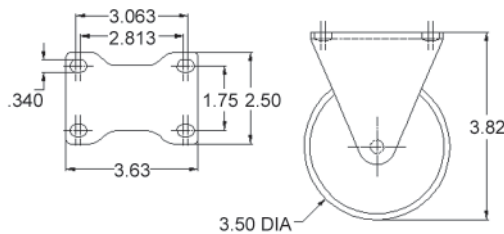
3.5" SWIVEL CASTER W/ BRAKE

13CA8114

3.5" RIGID CASTER W/O BRAKE

Capacity.....250 lbs.
Wheel Color..... Gray
Oil Resistance....Good

- Performa rubber material
- Grease fittings for wheel bearings



Use base plates:

- 15BP2500
- 15BP2501
- 15BP2503

RECOMMENDED HARDWARE

QTY	DESCRIPTION	PART NO.
4	5/16-18 x 5/8 SHCS	13FA3325

See pages 36-43 for additional fasteners & T-nuts





13CA8104* (non-stock)

5" HEAVY DUTY SWIVEL CASTER W/ BRAKE

13CA8106* (non-stock)

5" RIGID CASTER W/O BRAKE

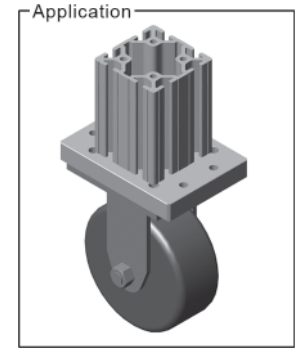
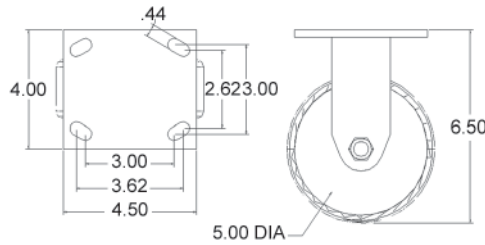
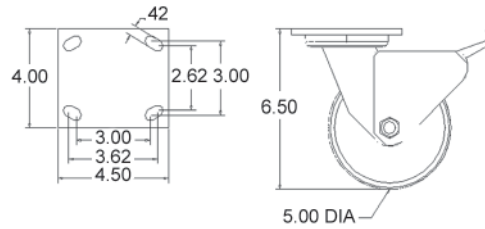
Capacity.....375 lbs.
Wheel Color.....Black
Oil Resistance....Average

- Performa rubber
- Roller bearings
- Grease fittings for bearings and raceways

RECOMMENDED HARDWARE

QTY	DESCRIPTION	PART NO.
4	3/8-16 x 3/4 SHCS	13FA3340

See pages 36-43 for additional fasteners & T-nuts



Use base plate [15BP2502](#)

13CA8105* (non-stock)

5" HEAVY DUTY SWIVEL CASTER

13CA8107* (non-stock)

5" RIGID CASTER W/O BRAKE

13CA8145* (non-stock)

TOTAL LOCK BRAKE KIT

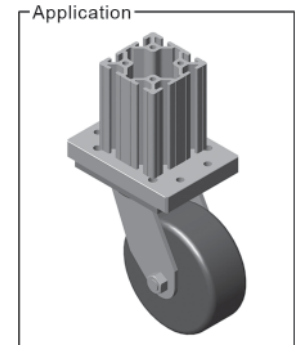
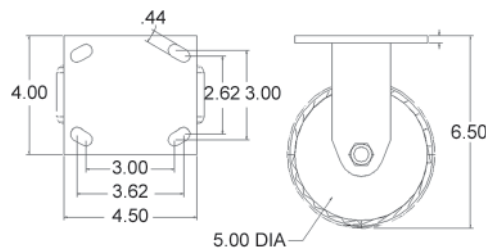
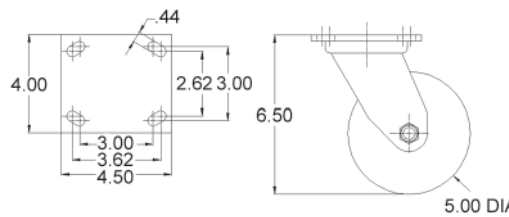
Capacity.....900 lbs.
Wheel Color.....Dark red
Oil Resistance....Good

- Moldon polyurethane wheel
- Aluminum core and roller bearings
- Grease fittings for bearings and swivel raceways

RECOMMENDED HARDWARE

QTY	DESCRIPTION	PART NO.
4	3/8-16 x 3/4 SHCS	13FA3340

See pages 36-43 for additional fasteners & T-nuts



Use base plate [15BP2502](#)


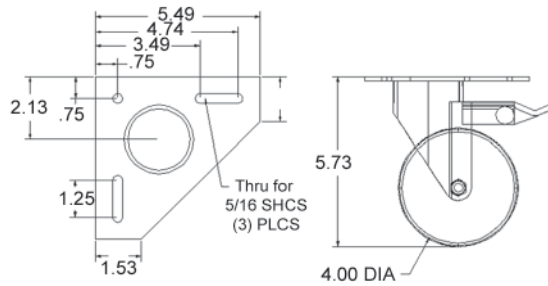


13CA8118* (non-stock)

4" TRIANGLE TOP PLATE CASTER W/ BRAKE

Capacity.....250 lbs.
Wheel Color.....Black
Oil Resistance....Good

- No base plate required



RECOMMENDED HARDWARE

QTY	DESCRIPTION	PART NO.
3	5/16-18 x 5/8 SHCS	13FA3325
3	5/16-18 WASHER	13FA3700
3	5/16-18 ECONOMY T-NUT	15FA3501

See pages 36-43 for additional fasteners & T-nuts

13CA8120* (non-stock)

2" LEVELING CASTER W/ BASE PLATE


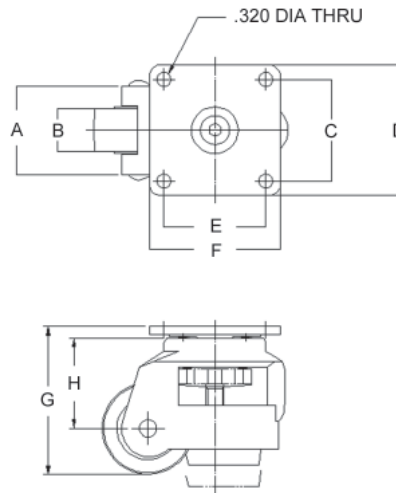
Capacity.....300 lbs.

13CA8124* (non-stock)

3" LEVELING CASTER W/ BASE PLATE

Capacity.....600 lbs.

- Base plate included
- Quickly convert stationary to mobile
- End or side-mount compatible
- High grade nylon wheels
- Rubber pad for vibration control
- Die cast aluminum frame
- 360° motion




PART NO.	A	B	C	D	E	F	G	H
13CA8108	1.73	.87	2.28	2.87	2.28	2.87	3.27	1.97
13CA8110	2.40	1.14	2.76	3.54	2.76	3.54	4.02	2.44



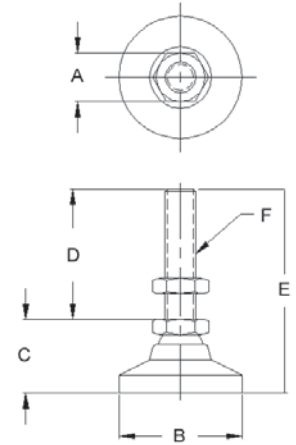


Deluxe Leveling Feet

- 20° pivot accommodates for uneven floors or slight inclines
- 10 and 15 Series compatible
- Jam nut included
- Yellow zinc finish



PART NO.	A	B	C	D	E	F	CAPACITY
13FF8117	.50	1.00	.68	1.25	1.93	1/4-20	1000 LBS
13FF8126	.62	1.25	.82	2.00	2.82	5/16-18	2500 LBS
13FF8118	.60	1.25	.87	2.00	2.87	3/8-16	3750 LBS
13FF8122	.72	1.88	1.10	2.00	3.10	1/2-13	5000 LBS
13FF8131	.72	1.87	1.13	4.00	5.13	1/2-13	5000 LBS
13FF8119	1.06	3.00	1.50	1.75	3.25	3/4-10	7400 LBS
13FF8129	.38	.75	.53	1.05	1.58	M6x1.0	315 LBS
13FF8128	.50	.90	.78	1.26	2.73	M8x1.25	450 LBS
13FF8132	.63	1.25	1.13	2.00	2.87	M10x1.5	1700 LBS
13FF8133	.75	1.88	1.50	2.00	1.95	M12x1.75	2250 LBS

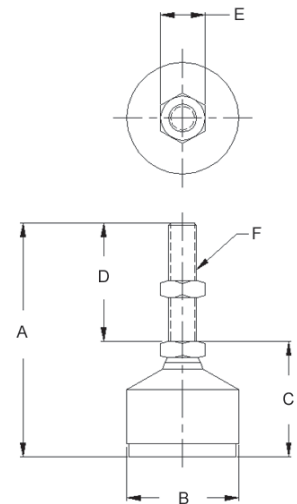


Anti-Vibration Leveling Feet

- 20° pivot accommodates for uneven floors or slight inclines
- Rubber anti-vibration pad
- Great for frames with moving parts
- Yellow zinc finish



PART NO.	A	B	C	D	E	F	CAPACITY
13FF8115	3.50	1.25	1.50	2.00	.625	3/8-16	100 LBS
13FF8116	3.75	1.88	1.75	2.00	.750	1/2-13	240 LBS
13FF8120	4.13	3.00	2.13	2.00	1.06	3/4-10	650 LBS

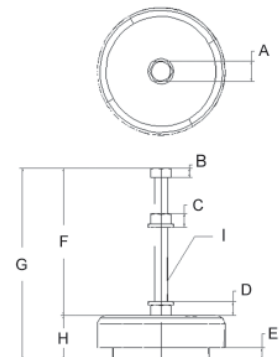


Mighty Mount™ Leveling Pad

- Black elastomer anti-vibration pad
- Reduces vibration transmission
- Great for frames with moving parts
- Zinc plated hardware
- Safety yellow finish



PART NO.	A	B	C	D	E	F	G	H	I	CAPACITY
13FF8113	.56	.25	.38	.38	.45	3.00	4.50	1.50	3/8-16	300 LBS
13FF8114	.75	.38	.44	.44	.45	5.00	6.50	1.50	1/2-13	1500 LBS



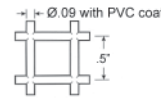
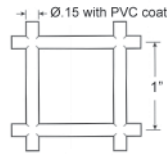
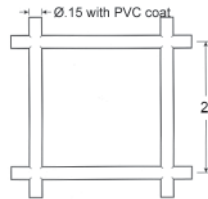
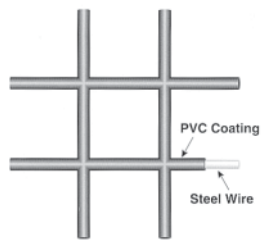



Wire Mesh Panels

- Permits air, light and sound transmission for safe monitoring of machines
- Build OSHA-compliant machine enclosures and perimeter guards quickly
- Galvanized welded steel wire core with fuse-bonded PVC coating
- Compatible with all Faztek extrusions

PVC Coated Wire Mesh

PART NO.	DESCRIPTION	WIRE	LBS/SQ. FT.
13PA8320	1" x 1" BLACK - 48" x 96"	12 ga.	1.30
13PA8321	1" x 1" YELLOW - 48" x 96"	12 ga.	1.30
13PA8322	1/2" x 1/2" BLACK - 48" x 96"	14 ga.	.650
13PA8324	1/2" x 1/2" YELLOW - 48" x 96"	14 ga.	.650
13PA8326	2" x 2" BLACK - 48" x 96"	12 ga.	1.30




Plastic Panels

- Use in machine guards, partitions, sounds enclosures and more
- Provides safety from moving parts and flying debris

Polycarbonate Panels

PART NO.	DESCRIPTION	LBS/SQ. FT.
13PA8309	1/4" CLEAR - 48" x 96"	1.50
13PA8310	3/16" CLEAR - 48" x 96"	1.15
13PA8311	1/4" BRONZE - 48" x 96"	1.50
13PA8312	3/16" BRONZE - 48" x 96"	1.15



ABS Panels

PART NO.	DESCRIPTION	LBS/SQ. FT.
13PA8313	1/4" BLACK - 96" x 48"	1.70
13PA8314	3/16" BLACK - 96" x 48"	1.00

3mm Expanded PVC Panels*

PART NO.	DESCRIPTION	LBS/SQ. FT.
13PA8344	3mm BLACK - 48" x 96"	1.50
13PA8345	3mm GRAY - 48" x 96"	1.15
13PA8346	3mm YELLOW - 48" x 96"	1.50
13PA8347	3mm WHITE - 48" x 96"	1.15

6mm Expanded PVC Panels*

PART NO.	DESCRIPTION	LBS/SQ. FT.
13PA8340	6mm BLACK - 48" x 96"	1.45
13PA8341	6mm GRAY - 48" x 96"	.84
13PA8342	6mm YELLOW - 48" x 96"	1.45
13PA8343	6mm WHITE - 48" x 96"	.84




*Non-stock items - Please call for availability



Panel Size Selection

Use the following information to select the correct size panel for use inside the t-slot.

- **10 Series frames:** Add .500" to the length and width of inside frame dimensions
- **15 Series frames:** Add .750" to the length and width of inside frame dimensions
- **15EX1515UL/15QE1515UL frames:** Add .875" to the length and width of inside frame dimensions



Panel Area Calculation Chart

To select a properly sized panel, round both the length and width of the panel up to the next 6" increment and use the following chart to calculate the square footage.

	6"	12"	18"	24"	30"	36"	42"	48"	54"	60"
6"	.25	.50	.75	1.00	1.25	1.50	1.75	2.00	2.25	2.50
12"	.50	1.00	1.50	2.00	2.50	3.00	3.50	4.00	4.50	5.00
18"	.75	1.50	2.25	3.00	3.75	4.50	5.25	6.00	6.75	7.50
24"	1.00	2.00	3.00	4.00	5.00	6.00	7.00	8.00	9.00	10.00
30"	1.25	2.50	3.75	5.00	6.25	7.50	8.75	10.00	11.25	12.50
36"	1.50	3.00	4.50	6.00	7.50	9.00	10.50	12.00	13.50	15.00
42"	1.75	3.50	5.25	7.00	8.75	10.50	12.25	14.00	15.75	17.50
48"	2.00	4.00	6.00	8.00	10.00	12.00	14.00	16.00	18.00	20.00
54"	2.25	4.50	6.75	9.00	11.25	13.50	15.75	18.00	20.25	22.50
60"	2.50	5.00	7.50	10.00	12.50	15.00	17.50	20.00	22.50	25.00
66"	2.75	5.50	8.25	11.00	13.00	16.50	19.25	22.00	24.75	27.50
72"	3.00	6.00	9.00	12.00	15.00	18.00	21.00	24.00	27.00	30.00
78"	3.25	6.50	9.75	13.00	16.25	19.50	22.75	26.00	29.25	32.50
84"	3.50	7.00	10.50	14.00	17.50	21.00	24.50	28.00	31.50	35.00
90"	3.75	7.50	11.25	15.00	18.75	22.50	26.25	30.00	33.75	37.00
96"	4.00	8.00	12.00	16.00	20.00	24.00	28.00	32.00	36.00	40.00
102"	4.25	8.50	12.75	17.00	21.25	25.50	29.75	34.00	38.25	42.00
108"	4.50	9.00	13.50	18.00	22.50	27.00	31.50	36.00	40.50	45.00

Universal Panel & Wire Machining Services

PART NO.	DESCRIPTION
13MA9080	CUTTING PLASTIC / WIRE ALL SIDES LESS THAN 48"
13MA9081	CUTTING PLASTIC / WIRE ANY SIDE GREATER THAN 48"
10/15MA9083	ANCHOR FASTENER NOTCH FOR PANEL / WIRE (CHOOSE SERIES)
10/15MA9084	END FASTENER NOTCH FOR PANEL / WIRE (CHOOSE SERIES)
10/15MA9085	EXTRUSION CLEARANCE NOTCH FOR PANEL / WIRE (CHOOSE SERIES)
13MA9086	EDGE RADIUS FOR PLASTIC PANELS - ALL SIDES
13MA9088	DRILL THRU ON PLASTIC PANEL (UP TO .50 DIA HOLES)
13MA9089	90° CUTOUTS FOR PANEL / WIRE
13MA9090	DRILL / TAP THRU PLASTIC PANEL (UP TO 7/16-14 TAP THRU)
13MA9091	DRILL / C-SINK FOR PLASTIC PANEL (UP TO 5/16 C-SINK)
13MA9092	DRILL THRU ON PLASTIC PANEL (.501 DIA TO 5.00 DIA HOLES)
13MA9093	MESH SLEEVE NOTCH FOR PANEL / WIRE
13MA9094	EXTRUSION PROFILE NOTCH FOR PANEL / WIRE

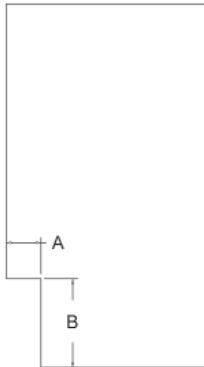
- Contact Faztek to request a standard panel template
- Please submit a drawing with any panel machining
- Custom machined panels are available



Universal Panel & Wire Machining Services

Notch for Anchor Fastener

SERIES	A	B
15 SERIES	.63	1.63
10 SERIES	.56	1.00




Notch for End Fastener

SERIES	A	B
15 SERIES	.63	.63
10 SERIES	.56	.56



Notch for Extrusion Clearance

SERIES	A	B
15 SERIES	.63	.63
10 SERIES	.56	.56



Notch for Tri-Corner

SERIES	A	B
15 SERIES	.50	.50
10 SERIES	.34	.34




Notch for Extrusion Profile

SERIES	A	B
15 SERIES	Ext + .56	Ext + .56
10 SERIES	Ext + .56	Ext + .56



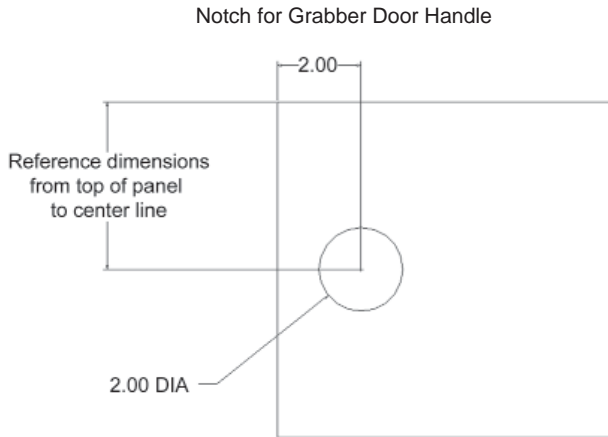
Notch for Mesh Sleeve

SERIES	A	B
13 SERIES	.67	.67






Panel Machining Dimensions



Panel Machining for hinges, handles, panel retainers and panel mount blocks

PART NO.	DESCRIPTION	SPACING	FROM EDGE	HOLE DIA.
10AC7805	PANEL MOUNT BLOCK - FLUSH	N/A	.37	.312
10AC7805	PANEL MOUNT BLOCK - OUTSIDE	N/A	1.37	.312
10AC7810	1" PANEL RETAINER	N/A	.86	.312
10AC7814	2" PANEL RETAINER	1.00	.86	.312
10HI8215	PLASTIC ADJUSTABLE HINGE	1.25	.44	.312
13AC7300	SMALL PLASTIC HANDLE	3.68	1.50	.312
13AC7301	MEDIUM PLASTIC HANDLE	4.60	1.50	.375
13AC7302	LARGE PLASTIC HANDLE	7.05	1.50	.375
13AC7305	STEEL DOOR HANDLE	3.00	1.00	.203
15AC7110	1.5" PANEL RETAINER	N/A	1.28	.375
15AC7110	1.5" PANEL RETAINER (USING 'UL' PROFILE)	N/A	1.34	.375
15AC7113	1.5" PANEL RETAINER	1.50	1.28	.375
15AC7113	1.5" PANEL RETAINER (USING 'UL' PROFILE)	1.50	1.34	.375
15AC8700	PANEL MOUNT BLOCK - FLUSH	N/A	.44	.375
15AC8700	PANEL MOUNT BLOCK - OUTSIDE	N/A	1.94	.375
15HI8515	PLASTIC ADJUSTABLE HINGE	1.87	.69	.375
15AC8673	MAGNETIC DOOR CATCH	N/A	.60 / 1.00	.187



When using door track, subtract .500" from inside dimensions



When using panel mount blocks, subtract .060" from each side of the panel

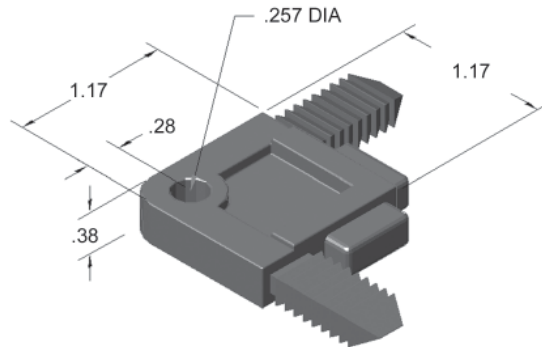


When using panel stiffener, subtract 1.00" from panel height to determine length of panel stiffener

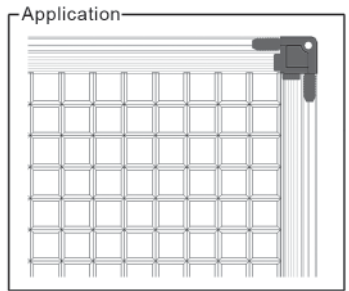


13AC7732

90° EXTERNAL MESH SLEEVE CONNECTOR



- Create removable wire panels
- Used for external joints
- Easy assembly



13AC7734

WIRE MESH SLEEVE MATERIAL


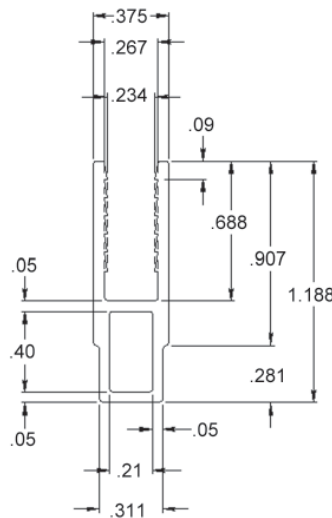
SOLD BY THE INCH

MAXIMUM LENGTH = 96.0"

CUT CHARGE = 13MA9070



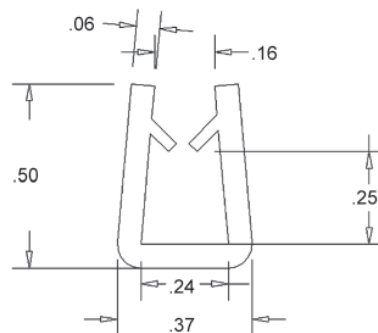
To calculate mesh size, subtract .53" from length and width of outside frame dimensions measuring from t-slot center loc. to t-slot center loc.




- Create removable wire panels
- Clear anodized aluminum
- Easy assembly

13AC7702

WIRE SAFETY EDGING MATERIAL




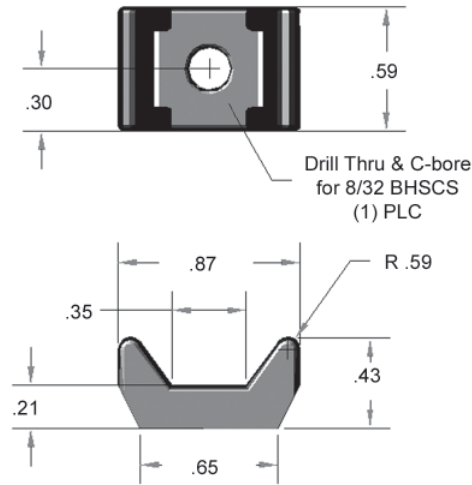
- Easy to install
- Prevents injuries
- Flexible & durable
- Black PVC shell w/ metal core





13AC7309

UNIVERSAL CABLE TIE BLOCK

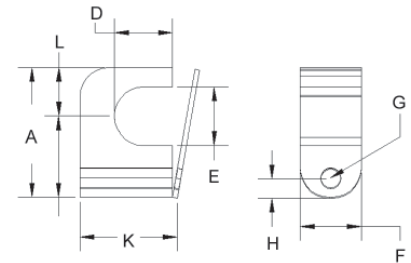


- Hardware included
- Fiberglass reinforced black nylon
- No holes to drill
- Easy to install

Tubing Clamps: Single and Double Slot

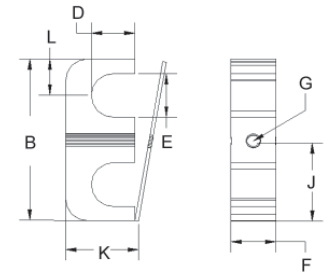
Single Slot Tubing Clamps

PART NO.	SIZE	A	B	C	D	E	F	G	H	J	K	L
13AC7500	1/8"	.88	N/A	.61	.12	.13	.47	.25	.25	N/A	.41	.27
13AC7501	1/4"	.88	N/A	.61	.24	.25	.47	.25	.24	N/A	.41	.27
13AC7502	3/8"	1.06	N/A	.73	.36	.38	.63	.25	.27	N/A	.59	.34
13AC7503	1/2"	1.34	N/A	.88	.59	.50	.78	.25	.25	N/A	.97	.47
13AC7504	3/4"	1.66	N/A	1.04	.75	.75	.78	.25	.25	N/A	1.19	.62
13AC7505	1"	1.66	N/A	1.01	.95	1.00	.78	.25	.25	N/A	1.19	.65



Double Slot Tubing Clamps

PART NO.	SIZE	A	B	C	D	E	F	G	H	J	K	L
13AC7506	1/8"	N/A	1.22	N/A	.12	.13	.47	.25	.25	.61	.41	.27
13AC7507	1/4"	N/A	1.22	N/A	.24	.25	.47	.25	.24	.61	.41	.27
13AC7508	3/8"	N/A	1.66	N/A	.36	.38	.63	.25	.27	.83	.59	.34
13AC7509	1/2"	N/A	2.09	N/A	.59	.50	.78	.25	.25	1.09	.97	.47
13AC7510	3/4"	N/A	2.75	N/A	.75	.75	.78	.25	.25	1.38	1.19	.62
13AC7511	1"	N/A	2.75	N/A	.95	1.00	.78	.25	.25	1.38	1.19	.65





RECOMMENDED HARDWARE

EXTRUSION SERIES	13AC7500 13AC7506	13AC7501 13AC7507	13AC7502 13AC7508	13AC7503 13AC7509	13AC7504 13AC7510	13AC7505 13AC7511
10	13FA3305	13FA3305	13FA3311	13FA3334	13FA3360	13FA3362
15	13FA3305	13FA3311	13FA3306	13FA3334	13FA3360	13FA3362


10 Series: Includes (1) 10FA3121 with each bolt and tube clamp

15 Series: Includes (1) 15FA3506 with each bolt and tube clamp



13AC8700* (non-stock)
SOUND ABSORBING MATERIAL


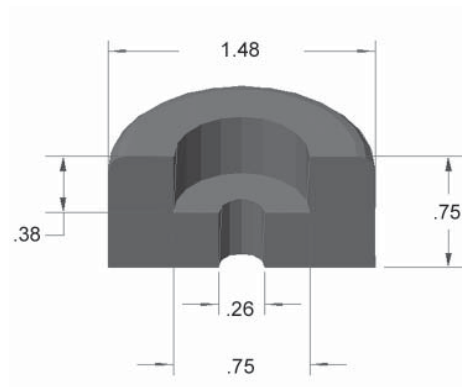
SOLD BY THE SQUARE FOOT
STOCK WIDTH = 54.0"



Sound enclosure application

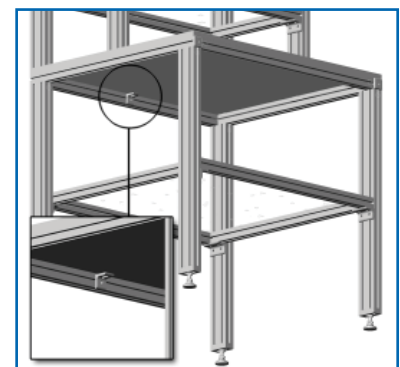
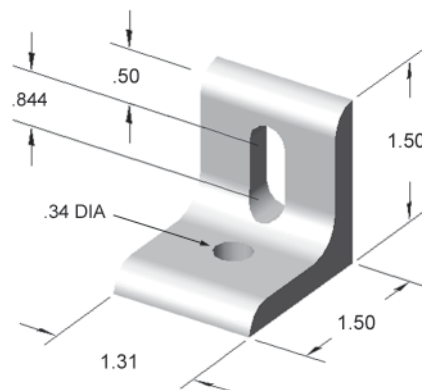
- 1" thick flat foam material
- Self-adhesive backing
- Ideal for sound enclosures

13AC7268
RUBBER STOP



- 1/4-20 Hardware included
- Bolts to extrusion
- Black rubber material
- Used for shock mounts
- Vibration damper

13AC7816
TABLE TOP MOUNTING BRACKET



- Hardware included
- Hex head wood screw for top




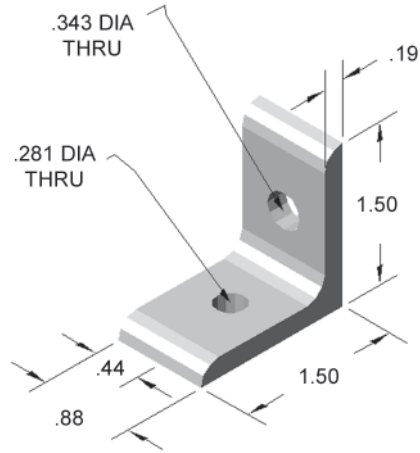
13CB5000

2 HOLE TRANSITION INSIDE CORNER BRACKET

RECOMMENDED HARDWARE

QTY	DESCRIPTION	PART NO.
1	5/16-18 x 5/8 FBHSCS	13FA3331
1	5/16-18 ECONOMY T-NUT	15FA3501
1	1/4-20 x 1/2 FBHSCS	13FA3309
1	1/4-20 x ECONOMY T-NUT	10FA3121

See pages 36-43 for additional fasteners & T-nuts




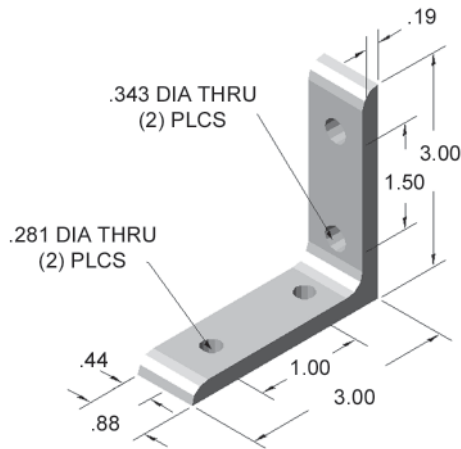
13CB5001

4 HOLE TRANSITION INSIDE CORNER BRACKET

RECOMMENDED HARDWARE

QTY	DESCRIPTION	PART NO.
2	5/16-18 x 5/8 FBHSCS	13FA3331
2	5/16-18 ECONOMY T-NUT	15FA3501
2	1/4-20 x 1/2 FBHSCS	13FA3309
2	1/4-20 x ECONOMY T-NUT	10FA3121

See pages 36-43 for additional fasteners & T-nuts




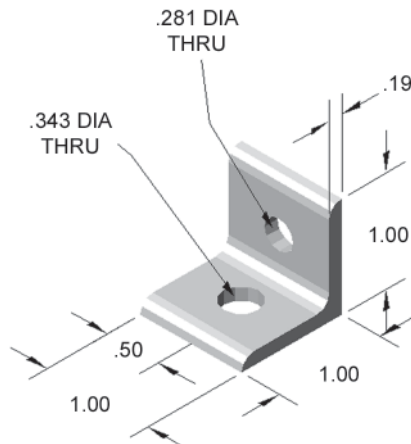
13CB5002

2 HOLE TRANSITION INSIDE CORNER BRACKET

RECOMMENDED HARDWARE


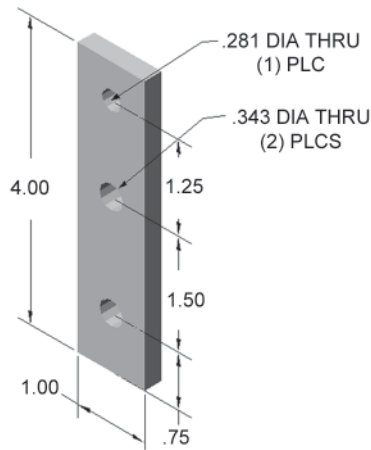
QTY	DESCRIPTION	PART NO.
1	5/16-18 x 5/8 FBHSCS	13FA3330
1	5/16-18 ECONOMY T-NUT	15FA3501
1	1/4-20 x 1/2 FBHSCS	13FA3308
1	1/4-20 x ECONOMY T-NUT	10FA3121

See pages 36-43 for additional fasteners & T-nuts



13JP6000

3 HOLE TRANSITION JOINING STRIP




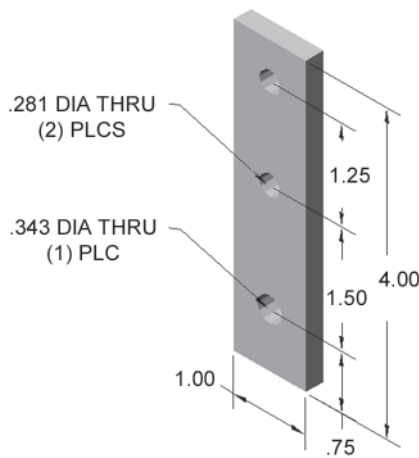
RECOMMENDED HARDWARE

QTY	DESCRIPTION	PART NO.
2	5/16-18 x 5/8 FBHSCS	13FA3331
2	5/16-18 ECONOMY T-NUT	15FA3501
1	1/4-20 x 1/2 FBHSCS	13FA3309
1	1/4-20 x ECONOMY T-NUT	10FA3121

See pages 36-43 for additional fasteners & T-nuts

13JP6001

3 HOLE TRANSITION JOINING STRIP




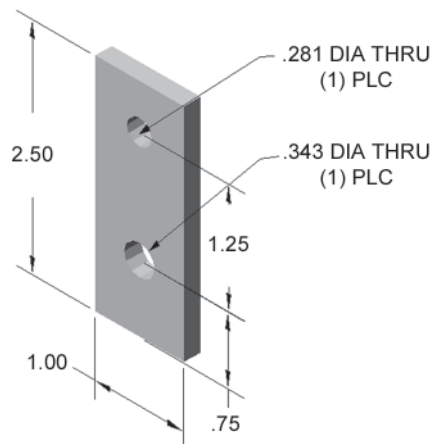
RECOMMENDED HARDWARE

QTY	DESCRIPTION	PART NO.
1	5/16-18 x 5/8 FBHSCS	13FA3331
1	5/16-18 ECONOMY T-NUT	15FA3501
2	1/4-20 x 1/2 FBHSCS	13FA3309
2	1/4-20 x ECONOMY T-NUT	10FA3121

See pages 36-43 for additional fasteners & T-nuts

13JP6002

2 HOLE TRANSITION JOINING STRIP



RECOMMENDED HARDWARE

QTY	DESCRIPTION	PART NO.
1	5/16-18 x 5/8 FBHSCS	13FA3331
1	5/16-18 ECONOMY T-NUT	15FA3501
1	1/4-20 x 1/2 FBHSCS	13FA3309
1	1/4-20 x ECONOMY T-NUT	10FA3121

See pages 36-43 for additional fasteners & T-nuts

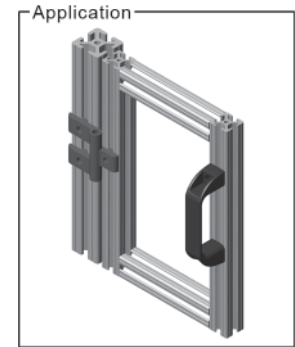


Door Handles


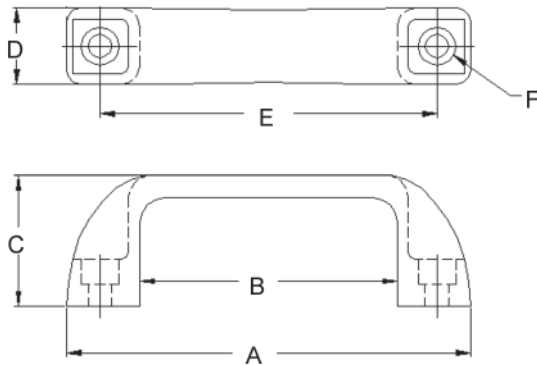
Plastic Door Handles

PART NO.	DESCRIPTION	A	B	C	D	E	F (HARDWARE)
13AC7300*	SMALL DOOR HANDLE	4.41	2.95	1.41	0.83	3.68	1/4" SHCS
13AC7301**	MEDIUM DOOR HANDLE	5.47	3.79	1.61	1.02	4.61	5/16" SHCS
13AC7302**	LARGE DOOR HANDLE	8.03	6.25	1.97	1.10	7.05	5/16" SHCS

- Black glass-fiber reinforced technopolymer
 - Bolts directly to t-slot frame or panels
 - Chemical resistant
 - Lightweight
- *10 Series only **15 Series only



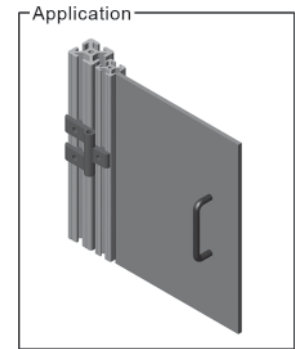
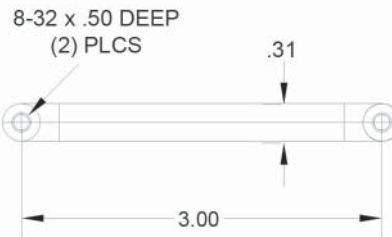
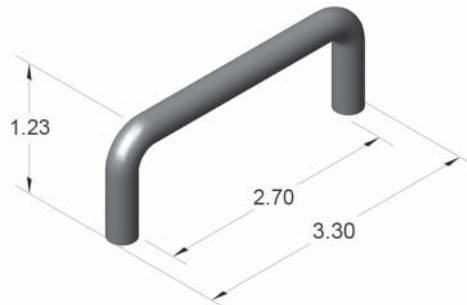
Mounting Hardware Included



13AC7305

STEEL DOOR HANDLE


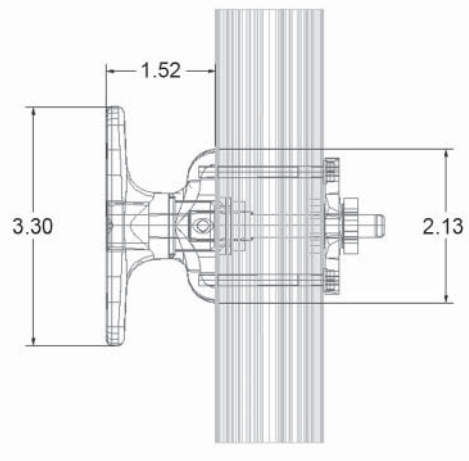
- Hardware included
- For use with plastic panels
- Economical
- Lightweight





13AC7326* (non-stock)

DELUXE BLACK LOCKING DOOR HANDLE




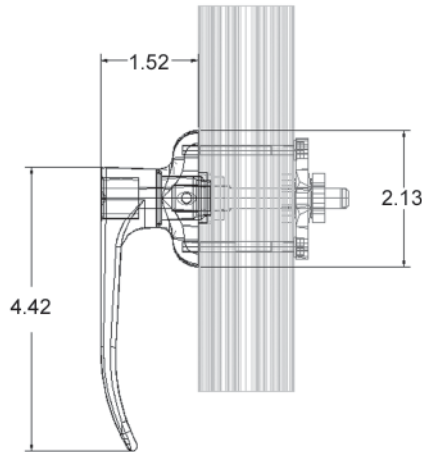
- Hardware included
- Requires machining service [13MA9100](#)
- Compatible with 10 and 15 Series extrusions

13AC7303

DELUXE LOCKING DOOR HANDLE - CLOCKWISE TURN

13AC7312

DELUXE LOCKING DOOR HANDLE - COUNTERCLOCKWISE TURN

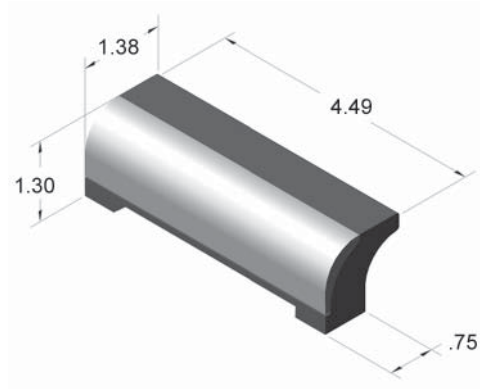


- Hardware included
- Requires machining service [13MA9100](#)
- Compatible with 10 and 15 Series extrusions




13AC7327

GUARD SAFETY DOOR HANDLE

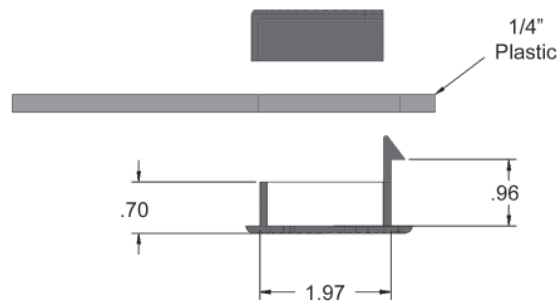


- Drill and countersink for 1/4" FHSCS
- Safety yellow cap snaps over screws
- Clean, flush appearance

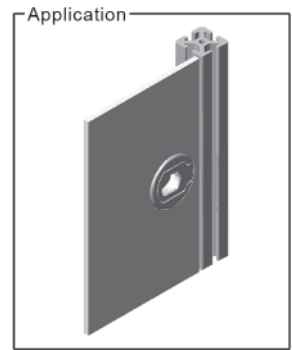


13AC7358* (non-stock)

PANEL DOOR HANDLE

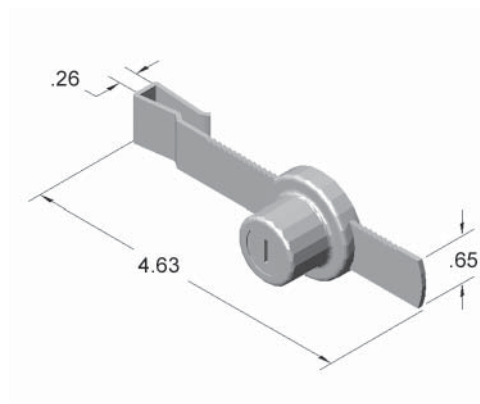


- For use with 1/4" plastic panels
- Can be opened from the inside
- High strength black polycarbonate

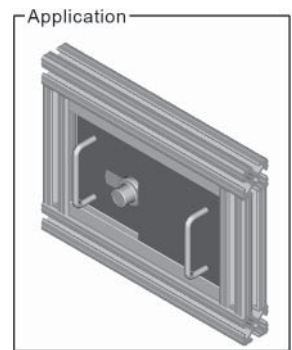


13AC7315* (non-stock)

SLIDING DOOR LOCK



- For use with 1/4" panels
- Bright chrome finish

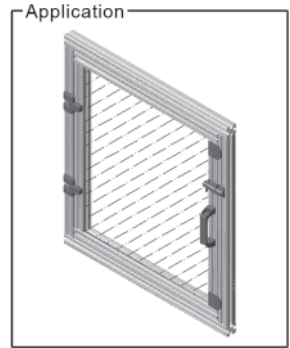
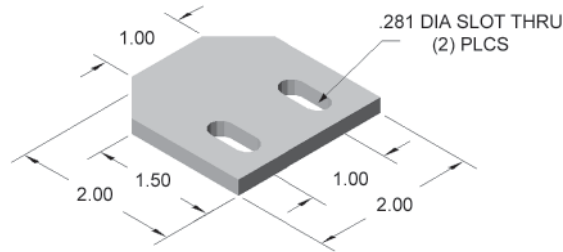




13AC7800

DOOR CATCH PLATE

- Keeps door flush with frame



RECOMMENDED HARDWARE - 15 SERIES

QTY	DESCRIPTION	PART NO.
2	1/4-20 x 1/2 FBHSCS	13FA3309
2	1/4-20 ECONOMY T-NUT	15FA3506

See pages 36-43 for additional fasteners & T-nuts

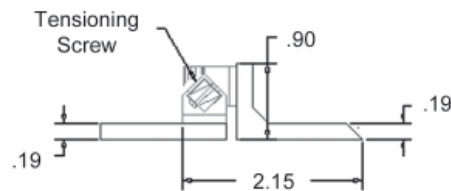
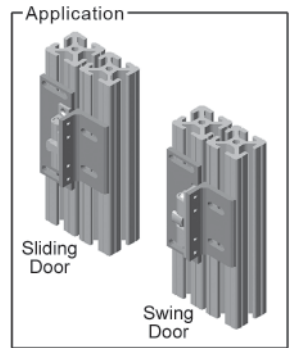
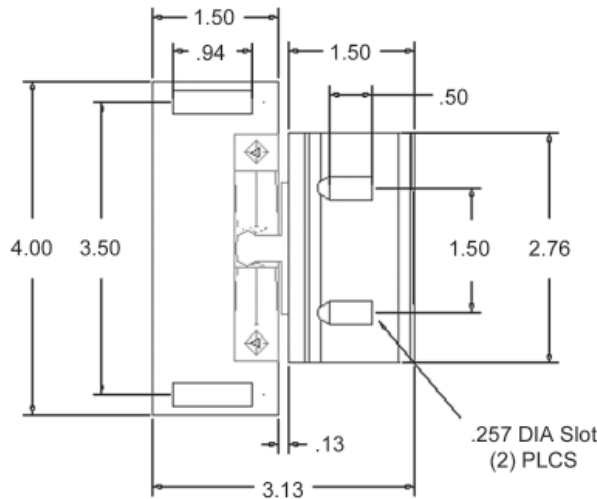
RECOMMENDED HARDWARE - 10 SERIES

QTY	DESCRIPTION	PART NO.
2	1/4-20 x 1/2 FBHSCS	13FA3309
2	1/4-20 x ECONOMY T-NUT	10FA3121

See pages 176-181 for additional fasteners & T-nuts

13AC7364* (non-stock)

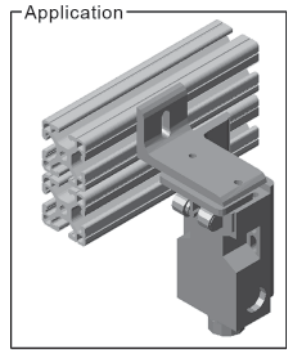
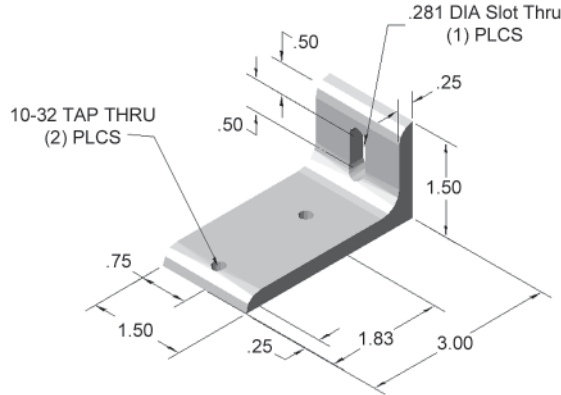
TENSION BALL LATCH KIT





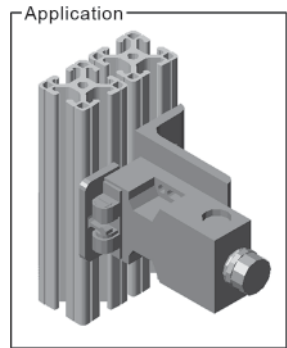
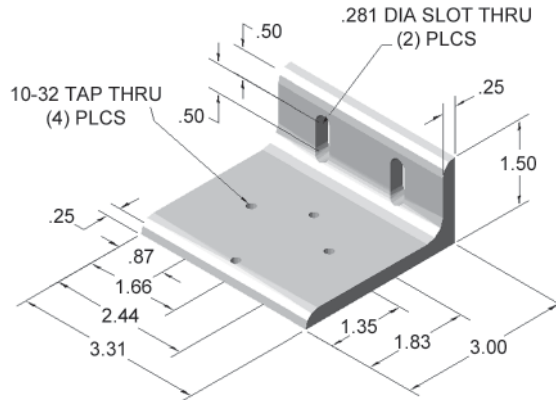
13AC7803* (non-stock)

UNIVERSAL SAFETY ACTIVATOR
KEY MOUNTING BRACKET



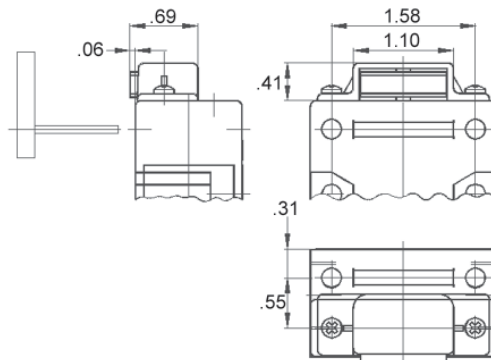
13AC7802* (non-stock)

UNIVERSAL SAFETY KEYED INTERLOCK
SWITCH MOUNTING BRACKET



13AC7601* (non-stock)

SCHMERSAL MAGNETIC DOOR LATCH



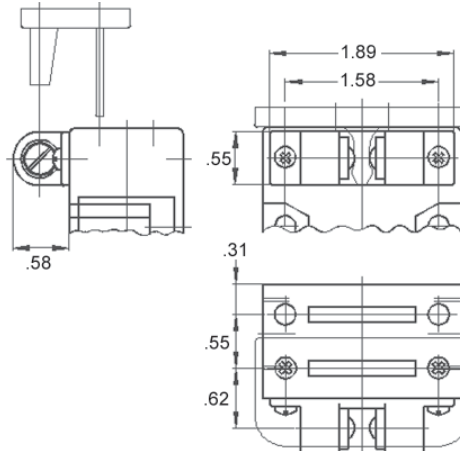
- Hardware included

#6-3/8 spanner pan head screws supplied with latch must be used to fasten the device to the interlock switch per OSHA regulation 1910.212 & ANSI regulation B11.19.1990

SCHMERSAL
Turning Workplaces into Safeplaces

13AC7602* (non-stock)

SCHMERSAL BALL LATCH KIT



- Hardware included

#6-3/8 spanner pan head screws supplied with latch must be used to fasten the device to the interlock switch per OSHA regulation 1910.212 & ANSI regulation B11.19.1990

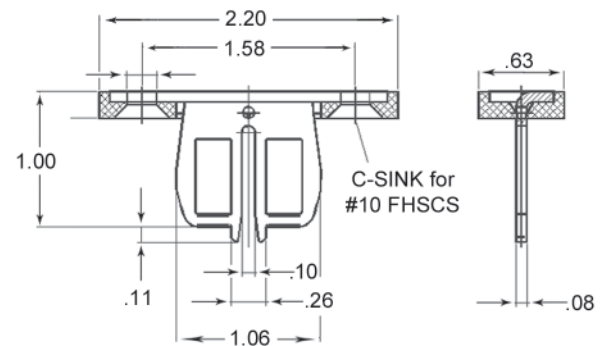
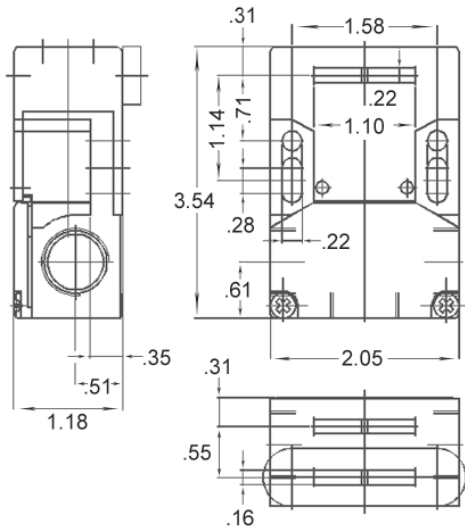

SCHMERSAL
Turning Workplaces into Safeplaces



13AC7600* (non-stock)

SCHMERSAL KEYED INTERLOCK SWITCH W/ ACTIVATOR KEY

- Highly tamper-resistant actuating mechanism
- Four optional key entry locations
- "Positive Break" NC contacts
- High key retention force - 7lbs.
- Watertight design
- Corrosion resistant housing
- Meets rigid safety agency standards



RECOMMENDED HARDWARE - 15 SERIES

QTY	DESCRIPTION	PART NO.
2	10-32 x 3/4 SHCS	13FA3352
2	10-32 x 1/2 FHSCS	13FA3117
4	10-32 STANDARD T-NUT	15FA3513

See pages 36-43 for additional fasteners & T-nuts

RECOMMENDED HARDWARE - 10 SERIES

QTY	DESCRIPTION	PART NO.
2	10-32 x 5/8 SHCS	13FA3351
2	10-32 x 1/2 FHSCS	13FA3117
4	10-32 ECONOMY T-NUT	10FA3101

See pages 176-181 for additional fasteners & T-nuts

SCHMERSAL
Turning Workplaces into Safeplaces

13AC7607* (non-stock)

#6 SPANNER BIT W/ 1/4" HEX



Used to fasten the #6-3/8 spanner pan head screws supplied with magnetic latches and ball latches.

13AC7609* (non-stock)

SCHMERSAL INTERLOCK LOCKOUT TAG

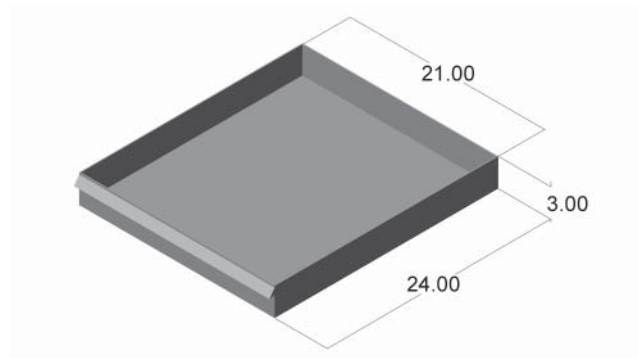




13AC7460*

PENCIL DRAWER

*Non-stock items - Please call for availability

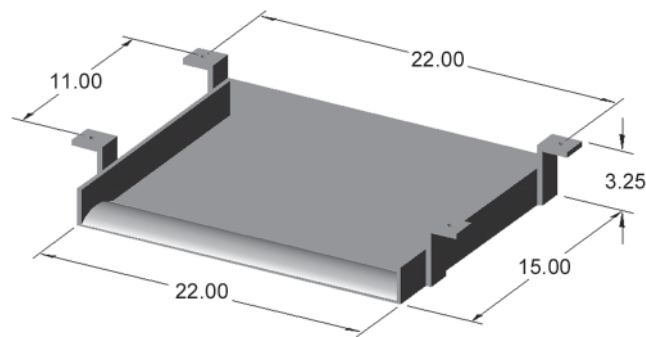


- Hardware included
- Heavy gauge steel
- Durable enamel finish

Dimensions may vary depending on source of product

13AC7461*

KEYBOARD DRAWER



- Hardware included
- Heavy gauge steel
- Durable enamel finish

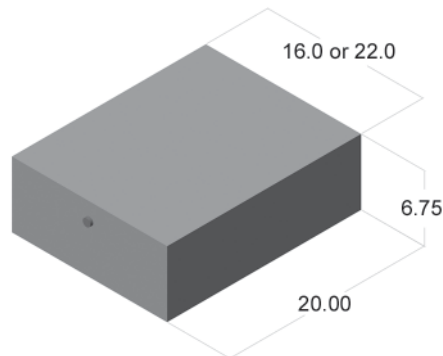
Dimensions may vary depending on source of product

13AC7462*

16" DRAWER W/ SLIDING TRAY AND KEYED LOCK

13AC7463*

22" DRAWER W/ SLIDING TRAY AND KEYED LOCK



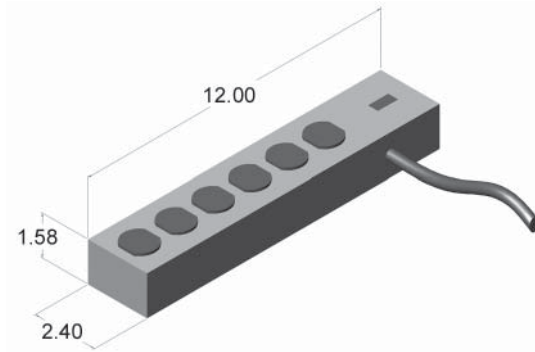
- Hardware included
- Heavy gauge steel
- Durable enamel finish

Dimensions may vary depending on source of product




13AC7670

ELECTRICAL ACCESS STRIP



- 6 Outlet / 120V
- Surge protection
- 15 AMP


AKRO-MILS® AkroBins®



*Sold in packages of 12

PART NO.	OUTSIDE DIMENSIONS			INSIDE DIMENSIONS		
	L	W	H	L	W	H
13AC7202	5.38	4.13	3	4.75	3.44	2.81
13AC7203	7.38	4.13	3	6.75	3.44	2.81
13AC7204	10.88	5.50	5	10.25	4.38	4.75
13AC7205	10.88	11.00	5	10.25	10.00	4.75
13AC7206	10.75	8.25	7	10.00	6.56	6.75
13AC7207	14.75	8.25	7	14.00	6.56	6.75
13AC7208	14.75	16.50	7	14.00	14.75	6.75
13AC7209	18.00	8.25	9	17.13	6.50	8.25
13AC7210	18.00	16.50	11	17.13	14.88	10.50

Non-stock items - Please call for availability



- Great for Kan-Ban/Kaisan inventory systems
- Perfect for workstations and assembly areas
- Polypropylene material
- Stackable / mount on t-slot extrusions

Specify color when ordering:

BLU = Blue
RED = Red
YEL = Yellow


Example: 13AC7202-BLU

13AC2101

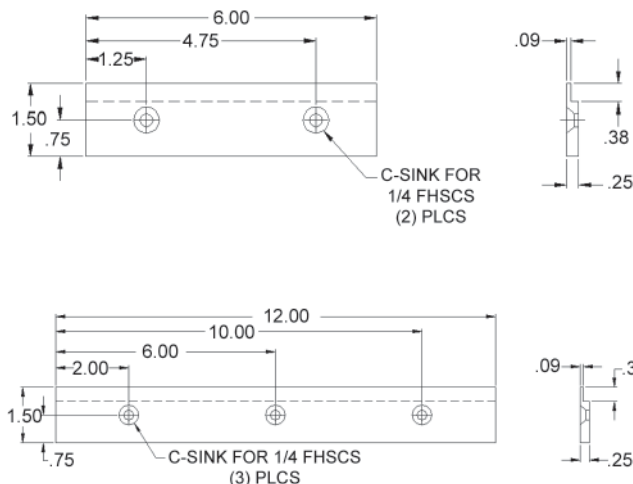
6" AKROBIN CONTAINER HANGER

13AC2102

12" AKROBIN CONTAINER HANGER



- Hardware included



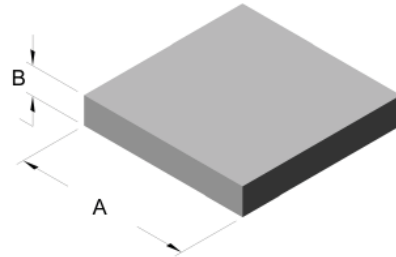


Structural Shapes

Flat Stock

PART NO.	CUT CHARGE	LBS/IN.	A	B
10SS7013	13MA9070	.019	1.00	.19
10SS7018	13MA9070	.025	1.00	.25
10SS7011	13MA9070	.049	1.00	.50
15SS8035	13MA9070	.037	1.50	.25
10SS7016	13MA9070	.074	1.50	.50
15SS8012	13MA9070	.110	1.50	.75
10SS7014	13MA9070	.037	2.00	.19
10SS7008	13MA9070	.098	2.00	.50
10SS7012	13MA9070	.122	2.50	.50
10SS7015	13MA9071	.056	3.00	.19
15SS8008	13MA9071	.074	3.00	.25
15SS8011	13MA9071	.221	3.00	.75
10SS7007	13MA9071	.074	4.00	.19
15SS8048	13MA9071	.098	4.00	.25
10SS7017	13MA9071	.196	4.00	.50
15SS8020	13MA9071	.298	4.00	.75
15SS8009	13MA9071	.110	4.50	.25
15SS8010	13MA9071	.147	6.00	.25
15SS8018	13MA9071	.220	6.00	.38

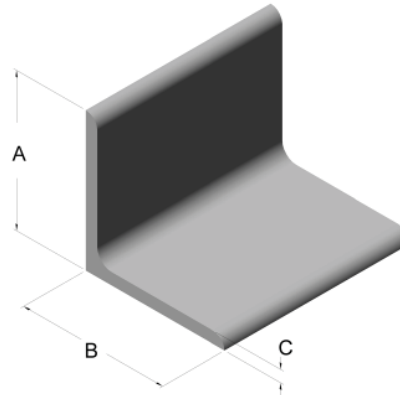
- 6061-T6 aluminum
- Material supplied with mill finish
- 145" stock length



Angle Stock

PART NO.	CUT CHARGE	LBS/IN.	A	B	C
10SS7022	13MA9070	.019	1.00	1.00	.13
10SS7009	13MA9070	.025	1.00	1.00	.19
*10SS7002	13MA9070	.049	2.00	1.00	.19
15SS8016	13MA9070	.037	1.50	1.50	.19
15SS8015	13MA9070	.074	1.50	1.50	.25
*15SS8000	13MA9070	.110	3.00	1.50	.25
*10SS7000	13MA9070	.037	2.00	2.00	.19
10SS7021	13MA9071	.098	3.00	3.00	.19
15SS8001	13MA9071	.122	3.00	3.00	.25

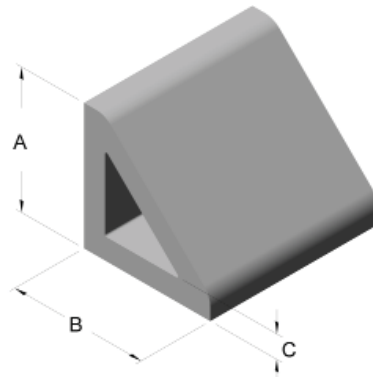
- * 6063-T6 aluminum / 145" stock length
- 6061-T6 aluminum / 144" stock length
- Material supplied with mill finish



Gusset Angle Stock

PART NO.	CUT CHARGE	LBS/IN.	A	B	C
10SS7003	13MA9070	.053	1.00	1.00	.53
15SS8002	13MA9070	.107	1.50	1.50	.25
10SS7001	13MA9070	.118	2.00	2.00	.19
15SS8003	13MA9071	.235	3.00	3.00	.25

- 6063-T6 aluminum
- Material supplied with mill finish
- 145" stock length

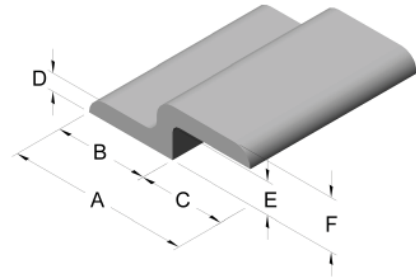




Retainer Angle Stock

PART NO.	CUT CHARGE	LBS/IN.	A	B	C	D	E	F
10SS7004	13MA9070	.042	1.94	1.0	.94	.19	.38	.56
15SS8004	13MA9070	.085	2.88	1.5	1.38	.25	.59	.84

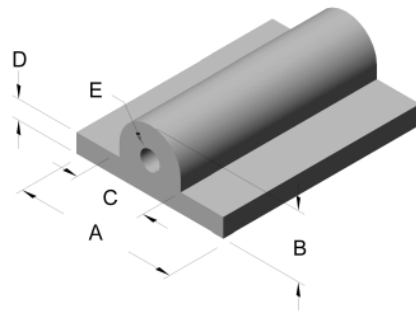
- 6063-T6 aluminum
- Material supplied with mill finish
- 145" stock length



Deadbolt Latch Stock

PART NO.	CUT CHARGE	LBS/IN.	A	B	C	D	E
15SS8046	13MA9070	.048	1.50	.63	.63	.31	.203 DIA

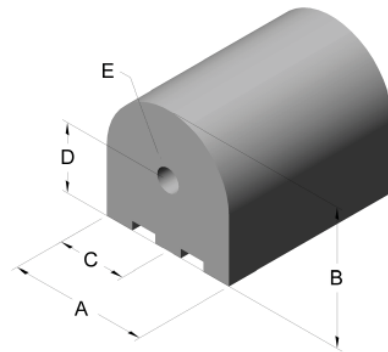
- 6063-T6 aluminum
- Material supplied with mill finish
- 145" stock length



Pivot Nub Stock

PART NO.	CUT CHARGE	LBS/IN.	A	B	C	D	E
15SS8045	13MA9070	.205	1.50	1.60	.75	.75	.257 DIA

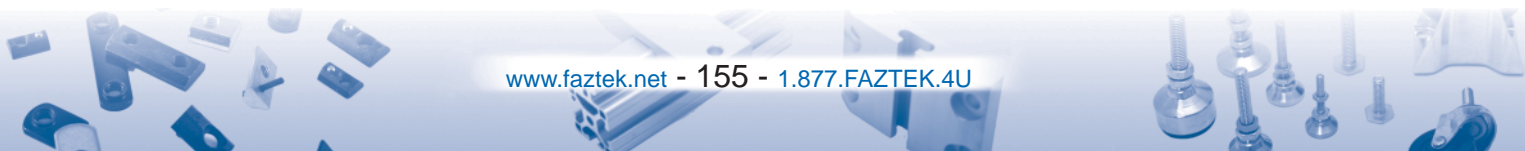
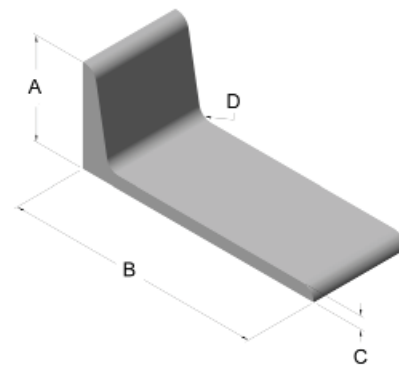
- 6063-T6 aluminum
- Material supplied with mill finish
- 145" stock length



Floor Mount Stock

PART NO.	CUT CHARGE	LBS/IN.	A	B	C	D
15SS8005	13MA9071	.195	2.00	5.00	.25	10°

- 6063-T6 aluminum
- Material supplied with mill finish
- 145" stock length



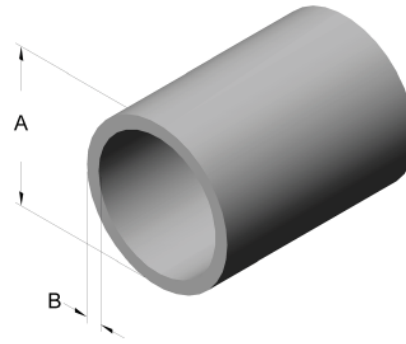


Structural Shapes

Aluminum Tube

PART NO.	CUT CHARGE	LBS/IN.	A	B
13SS8001	13MA9070	.034	1.00	.13
15SS8019	13MA9070	.036	1.50	.13

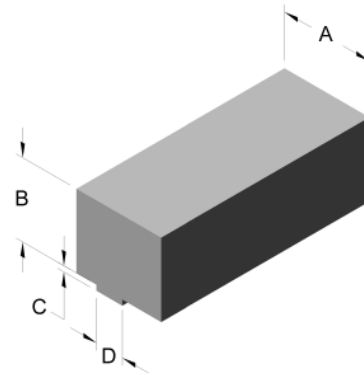
- 6061-T6 aluminum
- Material supplied with mill finish
- 144" stock length



Panel Mount Profile Stock

PART NO.	CUT CHARGE	LBS/IN.	A	B	C	D
10SS7023	13MA9070	.114	.81	.70	.05	.25
15SS8043	13MA9070	.058	1.25	.88	.12	.31

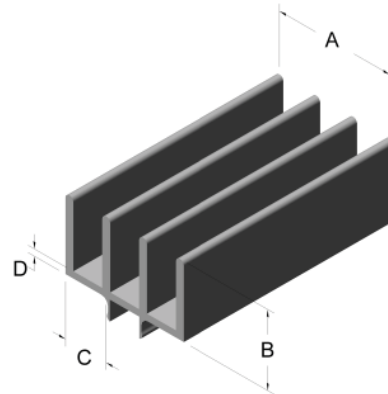
- 6061-T6 aluminum
- 145" stock length



Upper Door Track

PART NO.	CUT CHARGE	LBS/IN.	A	B	C	D
10AC7901	13MA9070	.017	.75	.69	.28	.06
15AC8780	13MA9070	.027	1.13	.65	.27	.06

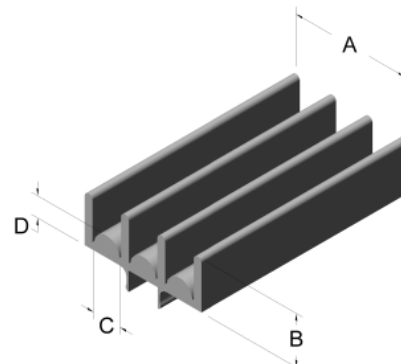
- 6061-T6 aluminum
- Material supplied with clear anodize finish
- 145" stock length



Lower Door Track

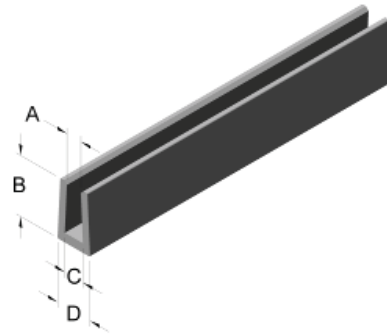
PART NO.	CUT CHARGE	LBS/IN.	A	B	C	D
10AC7902	13MA9070	.013	.75	.69	.28	.06
15AC8781	13MA9070	.027	1.13	.65	.27	.06

- 6061-T6 aluminum
- Material supplied with clear anodize finish
- 145" stock length
- Radii in track reduces friction between panel and aluminum



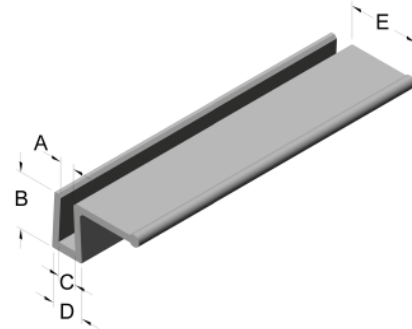
Panel Stiffener Stock (w/o Handle)

PART NO.	CUT CHARGE	LBS/IN.	A	B	C	D
13AC7720	13MA9070	.12	.18	.71	.24	.42
<ul style="list-style-type: none"> • 6063-T6 aluminum • Material supplied with clear anodize finish • 145" stock length 						



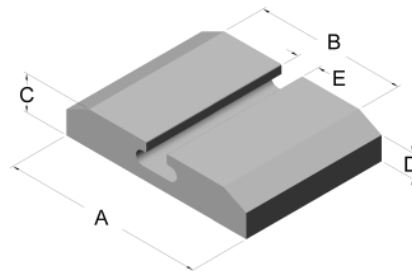
Panel Stiffener Stock (w/ Handle)

PART NO.	CUT CHARGE	LBS/IN.	A	B	C	D	E
13AC7722	13MA9070	.14	.18	.71	.24	.42	.95
<ul style="list-style-type: none"> • 6063-T6 aluminum • Material supplied with clear anodize finish • 145" stock length 							



Linear Guide Profile

PART NO.	CUT CHARGE	LBS/IN.	A	B	C	D	E
15SS8049	13MA9070	.22	4.00	3.00	.75	.50	.45
<ul style="list-style-type: none"> • 6063-T6 aluminum • Material supplied with mill finish • 145" stock length 							



Cabinet with dual sliding doors
 • Panel stiffener w/ handle
 • Upper and lower door track


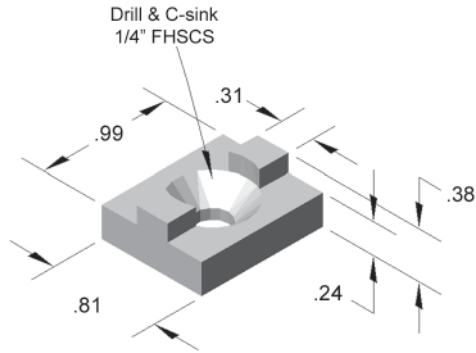


Panel measuring/in-feed table
 • Linear guide profile - 6.0" bearings



13AC7370* (non-stock)


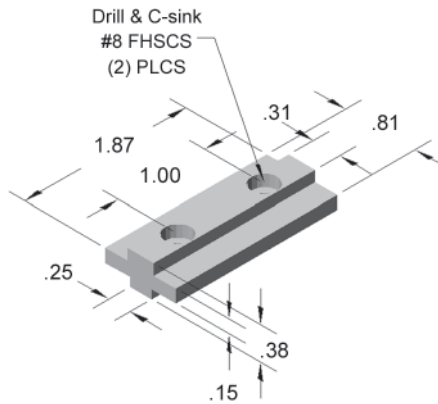
15 SERIES TO 10 SERIES
BI-FOLD DOOR GLIDE



- Hardware included
- Economical method of constructing bi-fold doors
- Ability to attach 10EX1010 doors to 15 Series frames

13AC7372* (non-stock)

15 SERIES TO 10 SERIES
SLIDING DOOR GLIDE



- Hardware included
- Economical method of constructing bi-fold doors
- Ability to attach 10EX1010 doors to 15 Series frames



Assembly Tools

Ball End T-Handle Drivers

PART NO.	DESCRIPTION / SIZE
13TL1201	BALL END T-HANDLE DRIVER - 3/16"
13TL1202	BALL END T-HANDLE DRIVER - 1/4"
13TL1203	BALL END T-HANDLE DRIVER - 5/32"
13TL1206	BALL END T-HANDLE DRIVER - M4
13TL1207	BALL END T-HANDLE DRIVER - M5
13TL1208	BALL END T-HANDLE DRIVER - M6




T-Handle Driver

PART NO.	DESCRIPTION / SIZE
13TL1210	T-HANDLE DRIVER - 5/32"



Ball End Hex Wrenches

PART NO.	DESCRIPTION / SIZE
13TL1301	BALL END HEX WRENCH - 3/16"
13TL1302	BALL END HEX WRENCH - 1/4"
13TL1303	BALL END HEX WRENCH - 5/32"
13TL1306	BALL END HEX WRENCH - M4
13TL1307	BALL END HEX WRENCH - M5
13TL1308	BALL END HEX WRENCH - M6



Ball End Power Bits

PART NO.	DESCRIPTION / SIZE
13TL1501	BALL END POWER BIT - 3/16"
13TL1502	BALL END POWER BIT - 1/4"
13TL1801	BALL END POWER BIT - M5
13TL1802	BALL END POWER BIT - M6



Ball End Sets

PART NO.	DESCRIPTION / SIZE
13TL1401	BALL END FOLD OUT - STANDARD
13TL1402	BALL END FOLD OUT - METRIC



- Ball ends allow for angle entry up to 25°
- Corrosion resistant
- Protanium™ high torque steel
- T-Handles equipped with cushion grip




Faztek Applications



Did you know you can pressurize the center cavity of some Faztek extrusions? In this application, air is being distributed throughout a workstation frame - no need for messy, tangled hoses! Pressure manifolds can be used on the ends of extrusions (show here), or anywhere along the face of the extrusion.

Materials Used:

- 15EX1530 T-Slot aluminum extrusions
- Plywood counter top
- 1/2" Tapped pressure manifold
- Various fasteners



Linear motion is being used in this digital measurement system to provide quick, accurate positioning. The locking handle provides a secure grip while a worker operates the drilling machine.

Materials Used:

- 15EX1530 T-Slot aluminum extrusions
- Custom machined aluminum bearing block
- UHMW glide pad
- Locking twist handle
- Plastic door handle



It can be as simple as this! A coat hanger made from leftover materials. Easy, fast and inexpensive with a clean, industrial look. Wall-mounted with 2 drywall screws.

Materials Used:


- 10EX1010 T-Slot aluminum extrusions
- Plastic end caps
- Anchor fasteners

See additional Faztek applications online at www.faztek.net!



Section 10

10 Series Extrusions



Faztek's 10 Series product line is perfect for applications requiring strength and versatility, while also reducing weight and cost. Based on 1.0" increments, these profiles range in size from 1.0" x 1.0" to 2.0" x 4.0". Typical applications include machine guards, material stands, test stations, partitions and more.

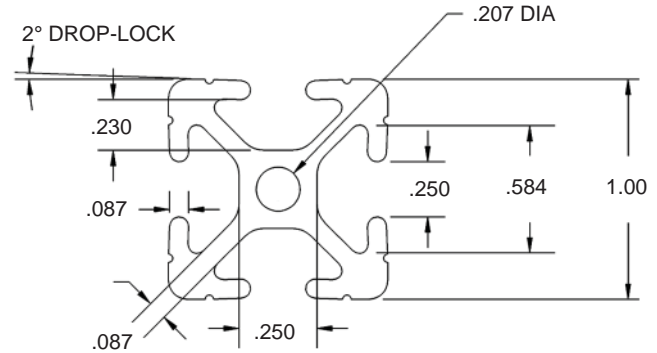
All T-Slotted extrusions from Faztek are made from high quality 6063-T6 aluminum have a clear anodize finish. The following pages contain specific information on each 10 Series profile.



10EX1010

1.0" X 1.0" T-SLOTTED ALUMINUM EXTRUSION

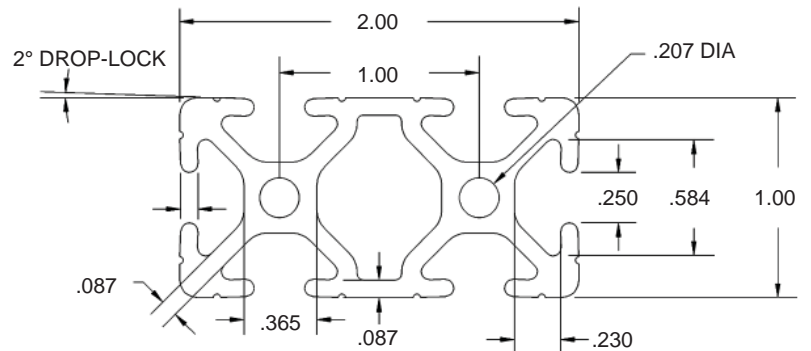
10EX1010 T-SLOTTED EXTRUSION	
MATERIAL	6063-T6
FINISH	CLEAR ANODIZE
	204R1 / .0004dp
SURFACE HARDNESS	250HV
WEIGHT PER FOOT	.532 LBS
STOCK LENGTHS	97" +/- .125
	145" +/- .125
	194" +/- .125
MOMENT OF INERTIA	IX = .0463 ⁱⁿ⁴
	IY = .0463 ⁱⁿ⁴
ESTIMATED AREA	.443 SQ. IN.



10EX1020

1.0" X 2.0" T-SLOTTED ALUMINUM EXTRUSION

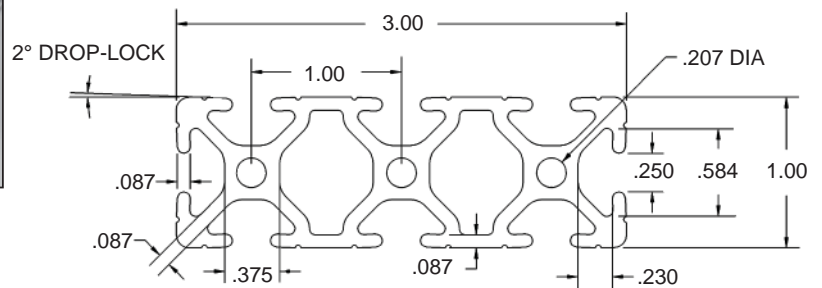

10EX1020 T-SLOTTED EXTRUSION	
MATERIAL	6063-T6
FINISH	CLEAR ANODIZE
	204R1 / .0004dp
SURFACE HARDNESS	250HV
WEIGHT PER FOOT	.954 LBS
STOCK LENGTHS	97" +/- .125
	145" +/- .125
	194" +/- .125
MOMENT OF INERTIA	IX = .0834 ⁱⁿ⁴
	IY = .3137 ⁱⁿ⁴
ESTIMATED AREA	0.795 SQ. IN.



10EX1030

1.0" X 3.0" T-SLOTTED ALUMINUM EXTRUSION

10EX1030 T-SLOTTED EXTRUSION	
MATERIAL	6063-T6
FINISH	CLEAR ANODIZE
	204R1 / .0004dp
SURFACE HARDNESS	250HV
WEIGHT PER FOOT	1.800 LBS
STOCK LENGTHS	97" +/- .125
	145" +/- .125
	194" +/- .125
MOMENT OF INERTIA	IX = .1202 ⁱⁿ⁴
	IY = .9769 ⁱⁿ⁴
ESTIMATED AREA	1.146 SQ. IN.

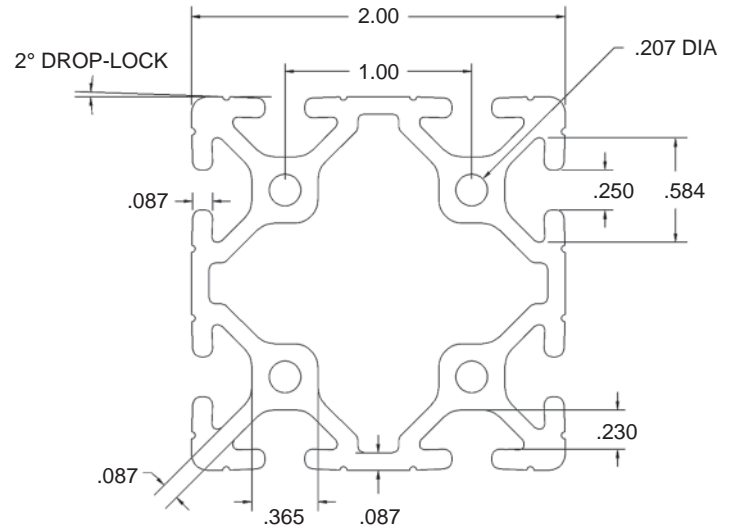





10EX2020

2.0" X 2.0" T-SLOTTED ALUMINUM EXTRUSION

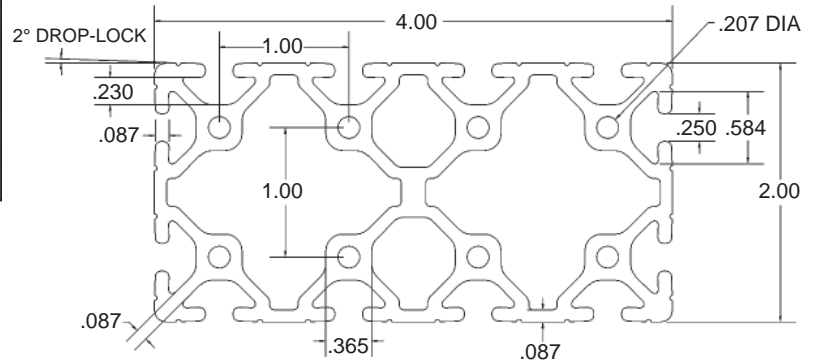

10EX2020 T-SLOTTED EXTRUSION	
MATERIAL	6063-T6
FINISH	CLEAR ANODIZE
	204R1 / .0004dp
SURFACE HARDNESS	250HV
WEIGHT PER FOOT	1.490 LBS
STOCK LENGTHS	97" +/- .125
	145" +/- .125
MOMENT OF INERTIA	IX = .5554 ⁱⁿ⁴
	IY = .5554 ⁱⁿ⁴
ESTIMATED AREA	1.242 SQ. IN.



10EX2040



2.0" X 4.0" T-SLOTTED ALUMINUM EXTRUSION

10EX2040 T-SLOTTED EXTRUSION	
MATERIAL	6063-T6
FINISH	CLEAR ANODIZE
	204R1 / .0004dp
SURFACE HARDNESS	250HV
WEIGHT PER FOOT	2.772 LBS
STOCK LENGTHS	97" +/- .125
	145" +/- .125
MOMENT OF INERTIA	IX = 1.0375 ⁱⁿ⁴
	IY = 3.5713 ⁱⁿ⁴
ESTIMATED AREA	2.338 SQ. IN.



Grooved vs. Smooth Profiles

Faztek offers T-slotted aluminum extrusions in both grooved and smooth profiles. Although both types are functionally the same, there are certain instances where a smooth profile may suit your application more appropriately than a grooved profile.



Smooth profiles are great for use in highly visible applications such as tradeshow displays, marketing displays, and kiosks. Other applications where cleanliness is a high priority are also best suited with smooth profiles, since there are no grooves to collect dust and debris.

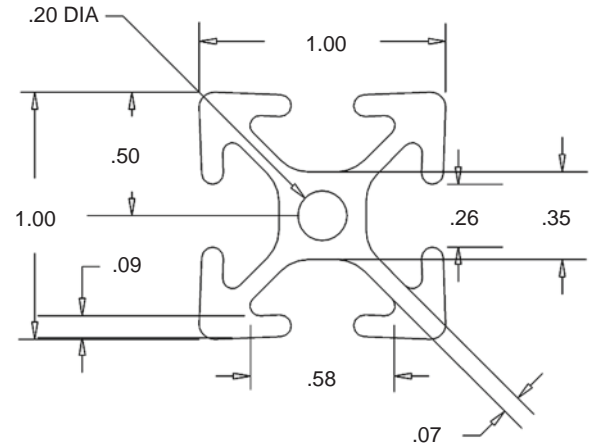

[Please see the following pages for smooth profiles...](#)



10QE1010

1.0" X 1.0" T-SLOTTED ALUMINUM EXTRUSION - SMOOTH

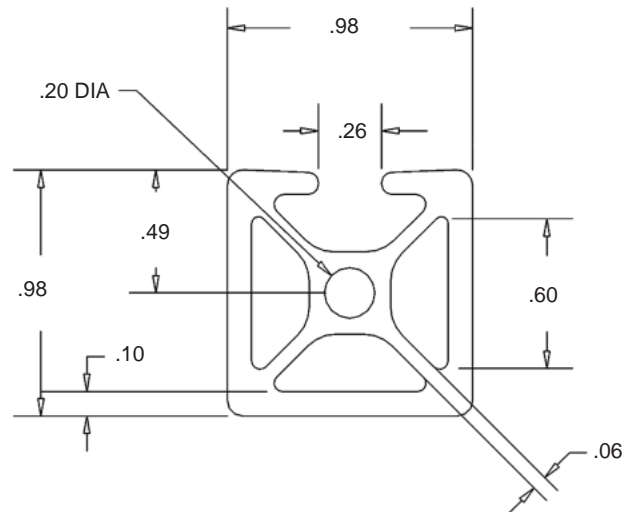

10QE1010 T-SLOTTED EXTRUSION	
MATERIAL	6063-T6
FINISH	CLEAR ANODIZE
	204R1 / .0004dp
SURFACE HARDNESS	250HV
WEIGHT PER FOOT	.524 LBS
STOCK LENGTHS	97" +/- .125
	145" +/- .125
MOMENT OF INERTIA	IX = .0452 ^{in⁴}
	IY = .0452 ^{in⁴}
ESTIMATED AREA	.437 SQ. IN.



10QEM1010

1.0" X 1.0" MONOSLOT T-SLOTTED ALUMINUM EXTRUSION - SMOOTH

10QEM1010 T-SLOTTED EXTRUSION	
MATERIAL	6063-T6
FINISH	CLEAR ANODIZE
	204R1 / .0004dp
SURFACE HARDNESS	250HV
WEIGHT PER FOOT	.564 LBS
STOCK LENGTHS	97" +/- .125
	145" +/- .125
MOMENT OF INERTIA	IX = .0706 ^{in⁴}
	IY = .0963 ^{in⁴}
ESTIMATED AREA	0.470 SQ. IN.

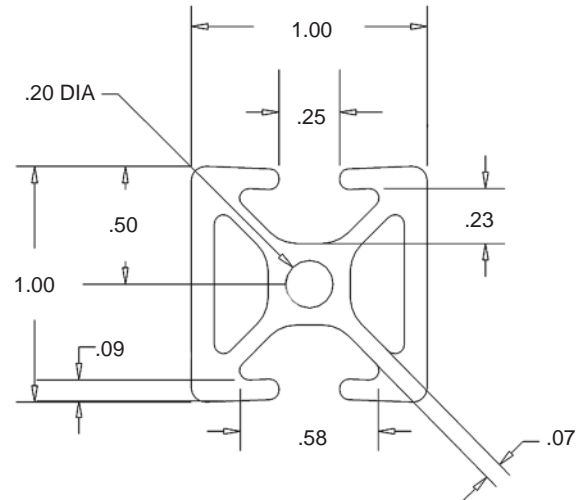





10QE A1010

1.0" X 1.0" 180° BI-SLOT T-SLOTTED ALUMINUM EXTRUSION

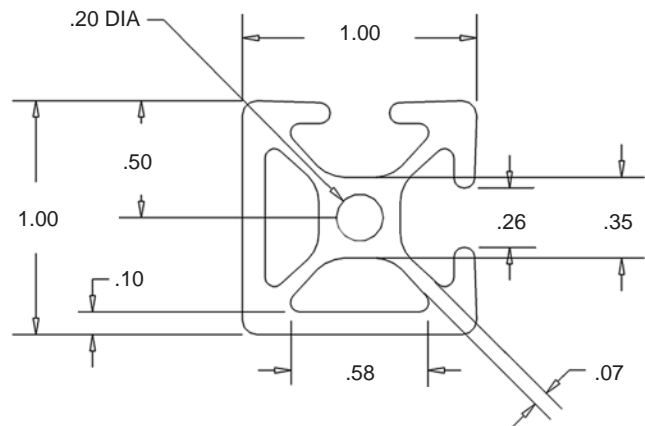

10QE A1010 T-SLOTTED EXTRUSION	
MATERIAL	6063-T6
FINISH	CLEAR ANODIZE
	204R1 / .0004dp
SURFACE HARDNESS	250HV
WEIGHT PER FOOT	.591 LBS
STOCK LENGTHS	97" +/- .125
	145" +/- .125
MOMENT OF INERTIA	IX = .0544 ⁱⁿ⁴
	IY = .0978 ⁱⁿ⁴
ESTIMATED AREA	.493 SQ. IN.



10QE B1010

1.0" X 1.0" 90° BI-SLOT T-SLOTTED ALUMINUM EXTRUSION

10QE B1010 T-SLOTTED EXTRUSION	
MATERIAL	6063-T6
FINISH	CLEAR ANODIZE
	204R1 / .0004dp
SURFACE HARDNESS	250HV
WEIGHT PER FOOT	.580 LBS
STOCK LENGTHS	97" +/- .125
	145" +/- .125
MOMENT OF INERTIA	IX = .0638 ⁱⁿ⁴
	IY = .0762 ⁱⁿ⁴
ESTIMATED AREA	0.483 SQ. IN.

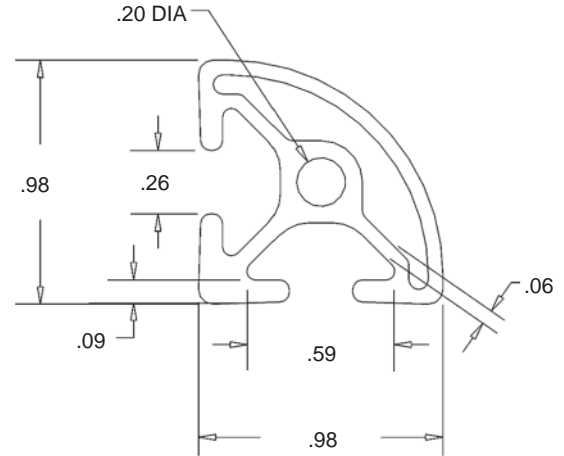




10QE1012

1.0" X 1.0" QUARTER ROUND T-SLOTTED ALUMINUM EXTRUSION - SMOOTH

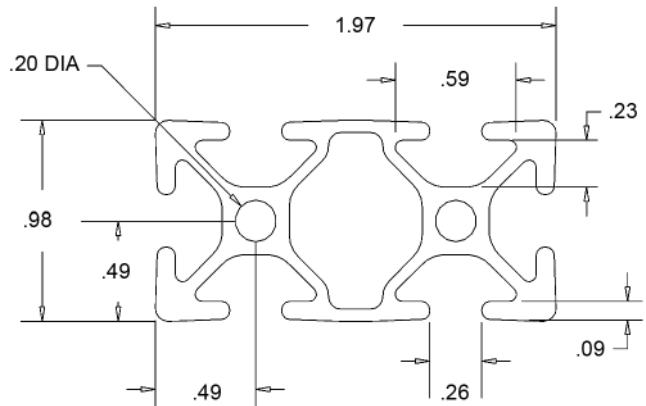

10QE1012 T-SLOTTED EXTRUSION	
MATERIAL	6063-T6
FINISH	CLEAR ANODIZE
	204R1 / .0004dp
SURFACE HARDNESS	250HV
WEIGHT PER FOOT	.954 LBS
STOCK LENGTHS	97" +/- .125
	145" +/- .125
MOMENT OF INERTIA	IX = .0834 ^{in⁴}
	IY = .3137 ^{in⁴}
ESTIMATED AREA	.795 SQ. IN.



10QE1020

1.0" X 2.0" T-SLOTTED ALUMINUM EXTRUSION - SMOOTH

10QE1020 T-SLOTTED EXTRUSION	
MATERIAL	6063-T6
FINISH	CLEAR ANODIZE
	204R1 / .0004dp
SURFACE HARDNESS	250HV
WEIGHT PER FOOT	.960 LBS
STOCK LENGTHS	97" +/- .125
	145" +/- .125
MOMENT OF INERTIA	IX = .0834 ^{in⁴}
	IY = .3137 ^{in⁴}
ESTIMATED AREA	.795 SQ. IN.

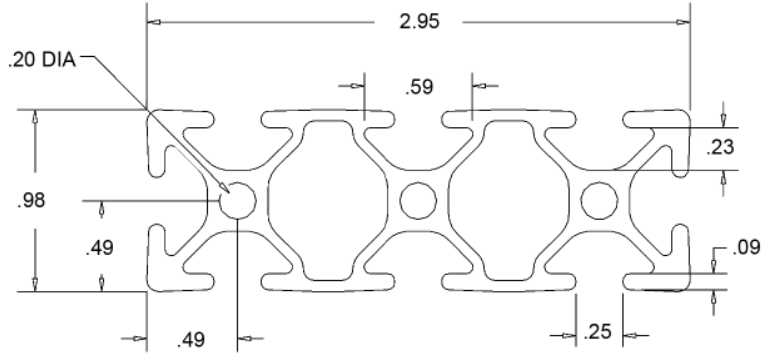





10QE1030

1.0" X 3.0" T-SLOTTED ALUMINUM EXTRUSION - SMOOTH

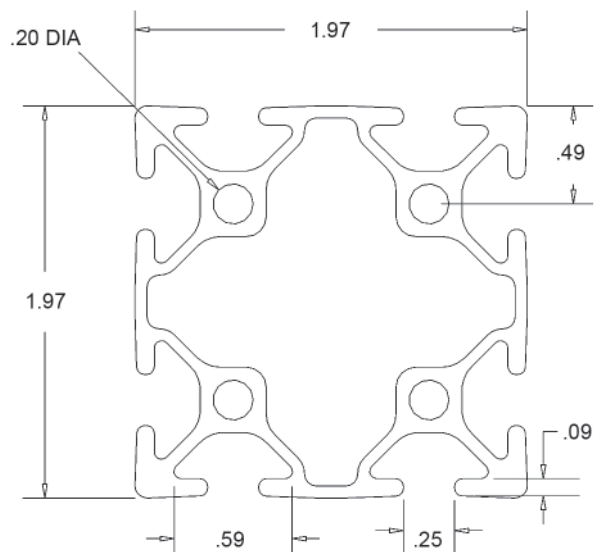

10QE1030 T-SLOTTED EXTRUSION	
MATERIAL	6063-T6
FINISH	CLEAR ANODIZE
	204R1 / .0004dp
SURFACE HARDNESS	250HV
WEIGHT PER FOOT	1.380 LBS
STOCK LENGTHS	97" +/- .125
	145" +/- .125
MOMENT OF INERTIA	IX = .1202 ⁱⁿ⁴
	IY = .9768 ⁱⁿ⁴
ESTIMATED AREA	1.145 SQ. IN.




10QE2020

2.0" X 2.0" T-SLOTTED ALUMINUM EXTRUSION - SMOOTH

10QE2020 T-SLOTTED EXTRUSION	
MATERIAL	6063-T6
FINISH	CLEAR ANODIZE
	204R1 / .0004dp
SURFACE HARDNESS	250HV
WEIGHT PER FOOT	1.488 LBS
STOCK LENGTHS	97" +/- .125
	145" +/- .125
MOMENT OF INERTIA	IX = .5552 ⁱⁿ⁴
	IY = .5552 ⁱⁿ⁴
ESTIMATED AREA	1.242 SQ. IN.



Faztek Applications



A large, complex set of machines were constructed to provide a clean, efficient manufacturing area. Custom framing was designed to house several mechanical and electrical components.

Materials Used:

- 15QE3030, 15QE1530 T-Slot aluminum extrusions
- 1/4" clear polycarbonate panels
- Heavy duty leveling feet
- Various fasteners



Workstations should be efficient and ergonomic. This line of workstations provides a user-friendly workspace, including a lighted work area and adjustable table.

Materials Used:

- 15QE1515, 15QE1530 T-Slot aluminum extrusions
- 45° Supports
- Adjustable floor mount feet
- Various fasteners

See additional Faztek applications online at www.faztek.net!




Section 11

10 Series Machining

Faztek offers a full range of machining services to save you time and money. Rely on our precise techniques to machine your aluminum extrusions that fit your specific needs.

- Cut-to-length extrusions
- Custom services
- Counterbores
- Access holes
- Mitre cuts
- End taps





Extrusion Cut-to-Length Service

Faztek can accurately cut your extrusions to the length you need. Ordering is simple - just specify the type, quantity and length of the extrusions you require.

Service No.	Description
10MA9000	CUT SERVICE FOR 1.0" X 1.0" EXTRUSIONS
10MA9001	CUT SERVICE FOR 1.0" X 2.0" EXTRUSIONS
10MA9003	CUT SERVICE FOR 1.0" X 3.0" EXTRUSIONS
10MA9002	CUT SERVICE FOR 2.0" X 2.0" EXTRUSIONS
10MA9004	CUT SERVICE FOR 2.0" X 4.0" EXTRUSIONS



Advantages:

- High-precision equipment
- Tolerance of +/- .015"
- Squareness = .002" per inch

Extrusion End Tap Service


Tapping the end of extrusions adds flexibility to your project. Attach casters, leveling feet, end fasteners, plates and much more quickly and easily with minimal hardware.

Service No.	Description
1/-20 SIZE TAP SERVICES	
10MA9010	TAP FOR 1.0" X 1.0" EXTRUSIONS
10MA9051	TAP FOR 1.0" X 2.0" EXTRUSIONS
10MA9056	TAP FOR 1.0" X 3.0" EXTRUSIONS
10MA9052	TAP FOR 2.0" X 2.0" EXTRUSIONS
10MA9057	TAP FOR 2.0" X 4.0" EXTRUSIONS
M6 X 1.00 SIZE TAP SERVICES	
10MA9053	TAP FOR 1.0" X 1.0" EXTRUSIONS
10MA9054	TAP FOR 1.0" X 2.0" EXTRUSIONS
10MA9058	TAP FOR 1.0" X 3.0" EXTRUSIONS
10MA9055	TAP FOR 2.0" X 2.0" EXTRUSIONS
10MA9059	TAP FOR 2.0" X 4.0" EXTRUSIONS



Tap services are per end of extrusion

End taps make it easy to add accessories...






Anchor/Butt Fastener Counterbore Service

Anchor Fasteners provide a strong and adjustable connection method for aluminum extrusions. Butt fasteners are similar, using the same service but connect two extrusions together to extend the length.

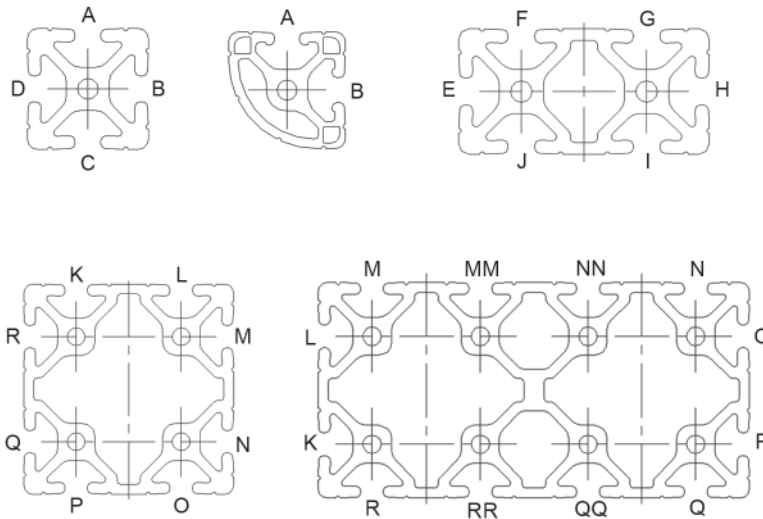
Service No.	Description
10MA9035	ANCHOR/BUTT FASTENER COUNTERBORE SERVICE

See page 182 for fastener information

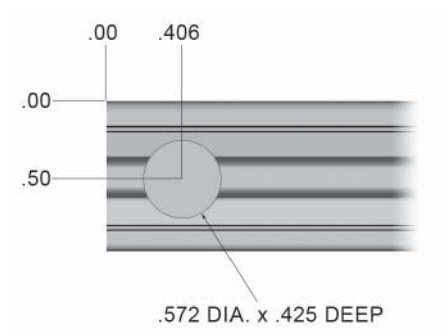
Service Locations - Please specify when ordering



- Very strong connection method
- Tolerance on counterbores is +/- .015"
- Clean, flush appearance



Counterbore Detail




For use with:



Anchor Fasteners

[See page 182](#)



Butt Fasteners

[See page 182](#)

*Counterbore service is per location.

For example, a length of 10EX1010 extrusion with a 10MA9035 service @ location A in both ends will include two counterbores.

A length of 10EX2020 with a 10MA9035 service @ location KL in both ends will include four counterbores.

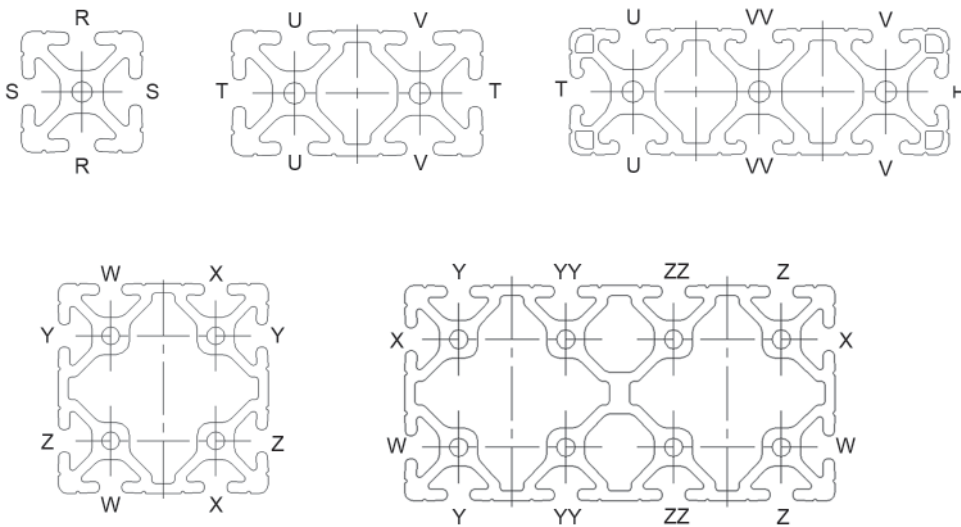


Access Hole Drilling Service

Access holes are required to allow a tool to enter through an extrusion when using end fasteners. This method of connecting extrusions offers a clean, hidden look.

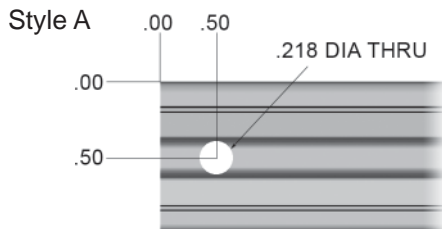
Service No.	Description
10MA9020	ACCESS HOLE SERVICE (.218 DIA) - STANDARD
10MA9021	ACCESS HOLE SERVICE (.06 - .217 DIA)
10MA9022	ACCESS HOLE SERVICE (.219 - .375 DIA)

Service Locations - Please specify when ordering




- Quick, accurate alignment
- Tolerance on holes is +/- .030"
- Clean, hidden appearance

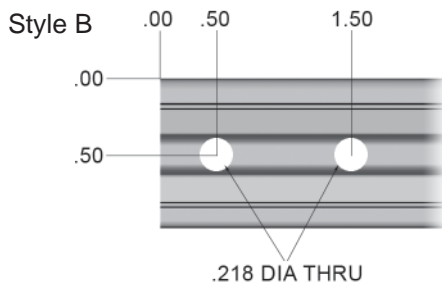
Access Hole Detail



For use with:



End Fasteners



*Access hole service is per location.

Style A example: A length of 10EX1010 extrusion with a 10MA9020 service in location R @ 'Style A' in both ends will include two access holes.

Open example: A length of 10EX1020 with a 10MA9020 service in location U @ .75, 5.00, and V @ 1.75, 9.50 in both ends will include eight access holes.



Door Latch Machining Services

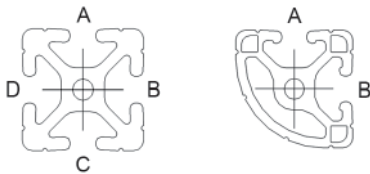
Faztek offers several different types of door latch handles for use with T-Slotted extrusions. Not all handles use the same machining service, so please check compatibility before ordering.

Service No.	Description
13MA9100	DELUXE DOOR HANDLE MACHINING SERVICE
10MA9072	STANDARD DOOR HANDLE MACHINING SERVICE

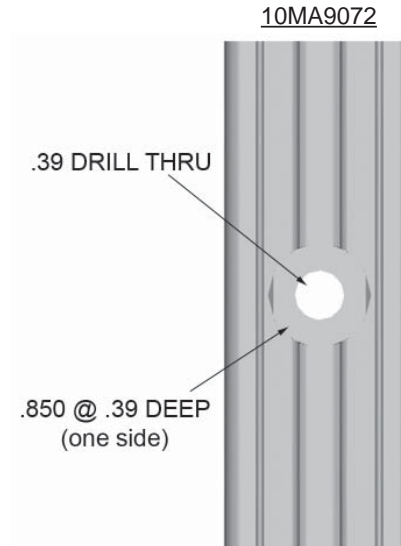
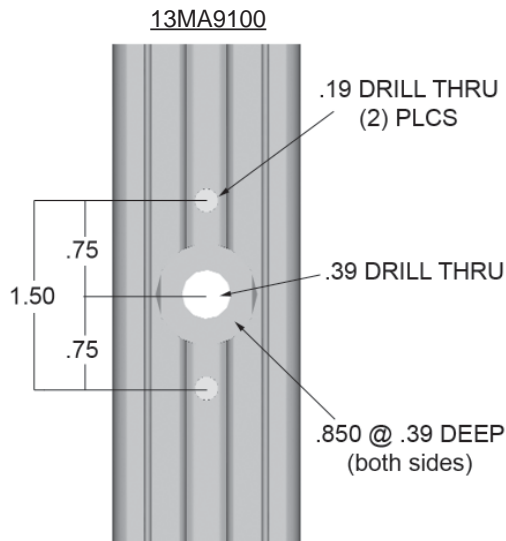
Part Compatibility

Part No.	13MA9100	10MA9072
10AC7950		•
10AC7953		•
10AC7955		•
10AC7957		•
13AC7326	•	
13AC7303	•	
13AC7312	•	

Service Locations - Please specify when ordering



Service Details



See page 234 for details on 10 Series door latches

See page 147 for details on 13 Series door latches which can also be used on 10 Series extrusions.



Miter Cut Service

Miter cuts provide extra strength for heavy-duty applications, or as a reinforcement to other connection methods. All 10 Series extrusions can be cut from 30° to 90°, except 2.0" x 4.0" profiles which have a maximum limit of 45° across the 4" face.

Service No.	Description
10MA9025	MITER CUT FOR 1.0" X 1.0" EXTRUSIONS
10MA9026	MITER CUT FOR 1.0" X 2.0" EXTRUSIONS
10MA9032	MITER CUT FOR 1.0" X 3.0" EXTRUSIONS
10MA9027	MITER CUT FOR 2.0" X 2.0" EXTRUSIONS
10MA9034	MITER CUT FOR 2.0" X 4.0" EXTRUSIONS

- Service is per end
- When ordering extrusions with miter cuts, please submit a drawing for quick, accurate processing.

Miter Cut Service - With Counterbores

Extrusions with miter cuts and counterbores provide a complete method of connecting two extrusions. All 15 Series extrusions can be cut with counterbores from 45° to 90°.

Service No.	Description
10MA9030	MITER CUT/C-BORE FOR 1.0" X 1.0" EXTRUSIONS
10MA9031	MITER CUT/C-BORE FOR 1.0" X 2.0" EXTRUSIONS
10MA9033	MITER CUT/C-BORE FOR 1.0" X 3.0" EXTRUSIONS

- Service is per end
- Maximum length = 72.0"
- When ordering extrusions with miter cuts, please submit a drawing to ensure quick, accurate processing.



Panel & Wire Machining Services

Standard machining options are available for panels and wire mesh when used with 10 Series extrusions. Faztek can also provide custom machining services upon request. Please submit a drawing with any non-standard panel machining.

Service No.	Description
13MA9080	PANEL / WIRE MESH CUT SERVICE (ALL SIDES LESS THAN 48.0")
13MA9081	PANEL / WIRE MESH CUT SERVICE (ANY SIDE GREATER THAN 48.0")
15MA9083	ANCHOR FASTENER NOTCH FOR PANEL / WIRE
15MA9084	END FASTENER NOTCH FOR PANEL / WIRE
15MA9085	EXTRUSION CLEARANCE NOTCH FOR PANEL / WIRE
13MA9086	EDGE RADIUS FOR PLASTIC PANELS (PER SIDE)
13MA9088	DRILL THROUGH ON PLASTIC PANEL (UP TO .50 DIA HOLES)
13MA9089	90° CUTOUTS FOR PANEL / WIRE
13MA9090	DRILL / TAP THROUGH PLASTIC PANEL (UP TO 7/16-14)
13MA9091	DRILL / COUNTERSINK FOR PLASTIC PANEL (UP TO 5/16 COUNTERSINK)
13MA9092	DRILL THROUGH ON PLASTIC PANEL (.501 DIA TO 5.00 DIA HOLES)
13MA9094	EXTRUSION PROFILE NOTCH FOR PANEL / WIRE

- Custom services available
- Precise machining via CNC router





Section 12

10 Series Fasteners



T-Nuts



Bolts, Washers, Hex Nuts



Anchor Fasteners, Butt Fasteners,
T-Anchors




End Fasteners

Faztek offers a large assortment of T-nuts, fasteners and other hardware items for connecting extrusions and components. With over a dozen types of T-nuts and many special anchors and connectors, building frames has never been so easy.



T-Nut Overview

No matter what the size or scope of your project, T-Nuts will most likely be used for at least one function to complete the assembly. The following overview explains the features and benefits of each type of T-Nut.



Economy

- Cost-effective
- High Strength
- Inserted from end of extrusion




Drop-In

- High Strength
- Easy to add anywhere along the slot
- Flexible handle to assist assembly and to act as a friction point
- Extra thread engagement




Double Economy

- Cost-effective
- High Strength
- Fast assembly for brackets
- Can be rolled into slot




Drop-In w/ Alignment Ball

- High Strength
- Easy to add anywhere along the slot
- Spring-loaded ball creates snug fit and allows easy positioning



Standard

- Cost-effective
- High Strength
- Extra thread engagement



Drop-In w/ Set Screw

- High Strength
- Easy to add anywhere along the slot
- Tighten set screw for accurate positioning



Drop-In
(Rubber Nub)

Drop-In
(Alignment Ball)

Drop-In
(Set Screw)

Standard

Economy



10 Series T-Nuts

Economy T-Nuts

	Part No.	Description	Thread	Material	Tap Location	Width
	10FA3121	Economy T-Nut	1/4-20	Steel	Centered	.440
	10FA3122	Double Economy T-Nut	1/4-20	Steel	Centered	.440
	10FA3130	Triple Economy T-Nut	1/4-20	Steel	Centered	.440
	10FA3101	Economy T-Nut	10-30	Steel	Centered	.440
	10FA3100	Economy T-Nut	8-32	Steel	Centered	.440
	10MFA3201	Economy T-Nut	M6 x 1.00	Steel	Centered	.440
	10MFA3206	Economy T-Nut	M5 x .8	Steel	Centered	.440

Standard T-Nuts

	Part No.	Description	Thread	Material	Tap Location	Width
	10FA3123	Standard T-Nut	1/4-20	Steel	Offset	.425
	10FA3102	Standard T-Nut	10-32	Steel	Offset	.425
	10MFA3202	Standard T-Nut	M6 x 1.00	Steel	Offset	.425
	10MFA3925	Standard T-Nut	M5 x .8	Steel	Offset	.425

Drop-In T-Nuts

	Part No.	Description	Thread	Material	Tap Location	Width
	10FA3124	Drop-In T-Nut	1/4-20	Steel	Offset	.390
	10FA3125	Drop-In T-Nut w/ Set Screw	1/4-20	Steel	Offset	.390
	10FA3128	Drop-In T-Nut w/ Alignment Ball	1/4-20	Steel	Offset	.390
	10FA3103	Drop-In T-Nut	10-32	Steel	Offset	.390
	10FA3104	Drop-In T-Nut w/ Set Screw	10-32	Steel	Offset	.390
	10FA3129	Drop-In T-Nut w/ Alignment Ball	10-32	Steel	Offset	.390
	10MFA3203	Drop-In T-Nut	M6 x 1.00	Steel	Offset	.390
	10MFA3125	Drop-In T-Nut w/ Alignment Ball	M6 x 1.00	Steel	Offset	.390
	10MFA3207	Drop-In T-Nut w/ Alignment Ball	M5 x .8	Steel	Offset	.390

Did you know?...


Faztek's selection of metric fasteners and T-nuts are *compatible with fractional extrusions!*






Fasteners: 1/4-20 Thread


Button Head Socket Cap Screws (BHSCS)

	Part No.	Description	Material	Tool
	13FA3300	1/4-20 x 1/2 BHSCS	Steel	5/32 Hex
	13FA3605	1/4-20 x 1/2 BHSCS	Stainless	5/32 Hex
	13FA3301	1/4-20 x 5/8 BHSCS	Steel	5/32 Hex
	13FA3302	1/4-20 x 3/4 BHSCS	Steel	5/32 Hex
	13FA3606	1/4-20 x 3/4 BHSCS	Stainless	5/32 Hex
	13FA3336	1/4-20 x 1 BHSCS	Steel	5/32 Hex


Flanged Button Head Socket Cap Screws (FBHSCS)

	Part No.	Description	Material	Tool
	13FA3308	1/4-20 x 3/8 FBHSCS	Steel	3/16 Hex
	13FA3309	1/4-20 x 1/2 FBHSCS	Steel	3/16 Hex
	13FA3310	1/4-20 x 3/4 FBHSCS	Steel	3/16 Hex


Socket Head Cap Screws (SHCS)

	Part No.	Description	Material	Tool
	13FA3303	1/4-20 x 1/2 SHCS	Steel	3/16 Hex
	13FA3304	1/4-20 x 5/8 SHCS	Steel	3/16 Hex
	13FA3305	1/4-20 x 3/4 SHCS	Steel	3/16 Hex
	13FA3311	1/4-20 x 7/8 SHCS	Steel	3/16 Hex
	13FA3306	1/4-20 x 1 SHCS	Steel	3/16 Hex


Low Head Socket Cap Screws (LHSCS)

	Part No.	Description	Material	Tool
	13FA3360	1/4-20 x 1/2 LHSCS	Steel	5/32 Hex
	13FA3362	1/4-20 x 1 LHSCS	Steel	5/32 Hex

Flat Head Socket Cap Screws (FHSCS)

	Part No.	Description	Material	Tool
	13FA3110	1/4-20 x 1/2 FHSCS	Steel	5/32 Hex
	13FA3111	1/4-20 x 5/8 FHSCS	Steel	5/32 Hex
	13FA3126	1/4-20 x 7/8 FHSCS	Steel	5/32 Hex
	13FA3127	1/4-20 x 1 FHSCS	Steel	5/32 Hex

Carriage Bolts

	Part No.	Description	Material	Tool
	13FA3709	1/4-20 x 3/4 Carriage Bolt	Steel	N/A



Fasteners: 10-32 Thread

Socket Head Cap Screws (SHCS)

	Part No.	Description	Material	Tool
	13FA3350	10-32 x 1/2 SHCS	Steel	5/32 Hex
	13FA3351	10-32 x 5/8 SHCS	Steel	5/32 Hex
	13FA3352	10-32 x 3/4 SHCS	Steel	5/32 Hex
	13FA3607	10-32 x 3/4 SHCS	Stainless	5/32 Hex

Button Head Socket Cap Screws (BHSCS)

	Part No.	Description	Material	Tool
	13FA3316	10-32 x 3/8 BHSCS	Steel	5/32 Hex
	13FA3128	10-32 x 1/2 BHSCS	Steel	5/32 Hex
	13FA3129	10-32 x 5/8 BHSCS	Steel	5/32 Hex


Flat Head Socket Cap Screws (FHSCS)

	Part No.	Description	Material	Tool
13FA3117	10-32 x 1/2 FHSCS	Steel	5/32 Hex	




Shoulder Bolts

Shoulder Bolts


	Part No.	Description	Material	Tool
	13FA3705	3/8-16 x 3/4 Shoulder Bolt	Steel	N/A
	13FA3715	3/8-16 x 3/8 Shoulder Bolt	Steel	N/A
	13FA3707	5/16-18 x 1/2 Shoulder Bolt	Steel	N/A
	13FA3716	5/16-18 x 1/4 Shoulder Bolt	Steel	N/A

Metric Fasteners: M6 x 1.0


Button Head Socket Cap Screws (BHSCS)

	Part No.	Description	Material	Tool
	13MFA3621	M6 x 10 BHSCS	Steel	M5 Hex
	13MFA3605	M6 x 12 BHSCS	Steel	M5 Hex
	13MFA3624	M6 x 14 BHSCS	Steel	M5 Hex
	13MFA3647	M6 x 16 BHSCS	Steel	M5 Hex
	13MFA3612	M6 x 20 BHSCS	Steel	M5 Hex
13MFA3648	M6 x 25 BHSCS	Steel	M5 Hex	

Socket Head Cap Screws (SHCS)

	Part No.	Description	Material	Tool
	13MFA3600	M6 x 12 SHCS	Steel	M5 Hex
	13MFA3602	M6 x 16 SHCS	Steel	M5 Hex
	13MFA3618	M6 x 20 SHCS	Steel	M5 Hex
	13MFA3606	M6 x 22 SHCS	Steel	M5 Hex
13MFA3646	M6 x 25 SHCS	Steel	M5 Hex	


Carriage Bolts

	Part No.	Description	Material	Tool
	13MFA3611	M6 x 2 Carriage Bolt	Steel	N/A




Metric Fasteners: M5 x .8

Button Head Socket Cap Screws (BHSCS)

	Part No.	Description	Material	Tool
	13MFA3643	M5 x 8 BHSCS	Steel	M5 Hex
	13MFA3644	M5 x 12 BHSCS	Steel	M5 Hex
	13MFA3645	M5 x 16 BHSCS	Steel	M5 Hex

Socket Head Cap Screws (SHCS)

	Part No.	Description	Material	Tool
	13MFA3640	M5 x 8 SHCS	Steel	M5 Hex
	13MFA3641	M5 x 12 SHCS	Steel	M5 Hex
	13MFA3642	M5 x 16 SHCS	Steel	M5 Hex
	13MFA3619	M5 x 20 SHCS	Steel	M5 Hex





Anchor Fasteners: Fractional

10 Series Anchor Fastener Assembly w/ Standard T-Nut	
Part No. 10FAC3750 (10-32 Standard T-Nut)	
Very strong connection method	
Fast, easy assembly	
Corrosion resistant finish	
Zinc die casting material	
Infinite positioning along the T-slot	



Machining Required

Service No.	Description
10MA9035	10 Series counterbore drilling service

See page 171 for machining information

Assembly Instructions

1. Insert the assembled anchor fastener into the T-slot.
2. Set the mating extrusion 90° to the joining slot.
3. Place the anchor fastener into the counterbore of the mating extrusion.
4. Be sure the extrusions are properly aligned.
5. Tighten the anchor fastener with a 3/16".



Already have the hardware? Order the anchor body separately:

Part No. **10FA3700**




Butt Fasteners

10 Series Butt Fastener Assembly	
Part No. 10FAC3757	
Join two extrusions together at the ends to extend the total length	
Use on two sides for maximum strength	


Machining Required

Service No.	Description
10MA9035	10 Series counterbore drilling service

See page 169 for machining information




End Fasteners

10 Series End Fastener Assembly	
Part No. 10FAC3755	
Strong 90° connection	
Ideal for tight spacing	
Creates a clean, hidden appearance	

Machining Required

Service No.	Description
(multiple)	End tap services - see pg. 168
(multiple)	Access hole services - see pg. 170




Assembly Instructions


1. Set the clip on the extrusion end over the tapped hole.
2. Thread the bolt into the hole, but do not fully tighten at this time.
3. Slide the bottom T-slot onto the clip of the mating extrusion.
4. Line up the access hole with the head of the bolt.
5. Tighten the end fastener with a 5/32".

Already have the hardware? Order the end clip separately:

Part No. **10FA3705**




Faztek Applications



This mobile hose cart makes storing and cutting various sizes of tubing quick and easy. Locking casters prevent movement while measuring and cutting lengths of hose.

Materials Used:

- 15EX1515L T-Slot aluminum extrusions
- 1.5" Gusset corner brackets
- Locking casters
- Plastic end caps
- 1" Aluminum tubing
- Large plastic door handle
- Various fasteners



Faztek materials are perfect for marketing and promotional displays. Highly customized units can be created to suit practically any design. Pegboard (shown here) can also be used to offer increased flexibility and quick modifications.

Materials Used:

- 15EX1515L T-Slot aluminum extrusions
- Casters
- Black ABS panel
- Plastic end caps
- Various fasteners

See additional Faztek applications online at www.faztek.net!



Section 13

10 Series Brackets



Corner Brackets



Joining Plates



45° Supports

Create fast and secure connections between extrusions with a variety of brackets, plates and supports. Corner brackets and joining plates easily install with fasteners and T-nuts. For added strength, 45° supports are available in standard and custom lengths.

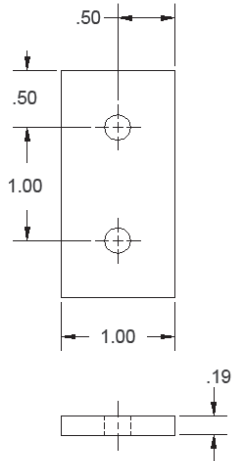
Mounting brackets from Faztek offer these advantages:

- Easy modification
- No machining required
- Easily reinforce connections
- Only a few tools needed to complete assembly

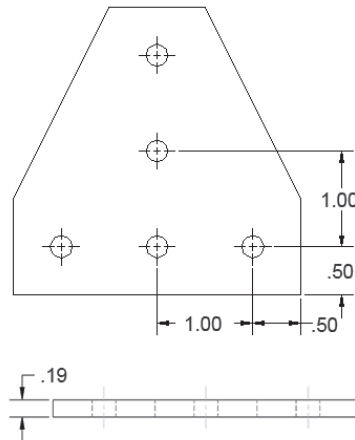


Please review the following bolt pattern dimensions which apply to all 10 Series Corner Brackets and Joining Plates.

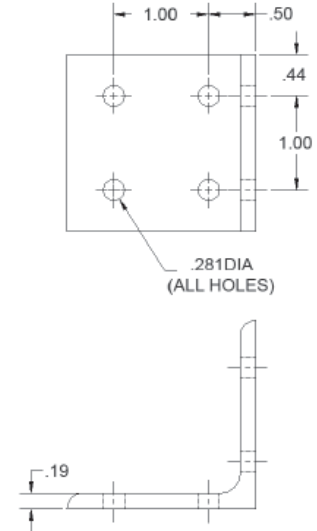
Joining Strips



Joining Plates



Corner Brackets



JOINING PLATE & CORNER BRACKET PROPERTIES	
MATERIAL	6061-T6, 6063-T6
FINISH	CLEAR ANODIZE
HOLE DIAMETER	.281"



Pre-load fasteners into brackets before assembly to save time. See page 6 for details.

Joining Strips & Plates - used to connect two or more extrusions at various angles. Joining strips are fastened to the exterior of extrusions with a combination of T-nuts and flanged button heads.

Corner Brackets - used to connect two extrusions at 90° angles. Most corner brackets are fastened on the inside of extrusions with a combination of T-nuts and button heads. Special tri-corner brackets are available to connect three extrusions at a corner.

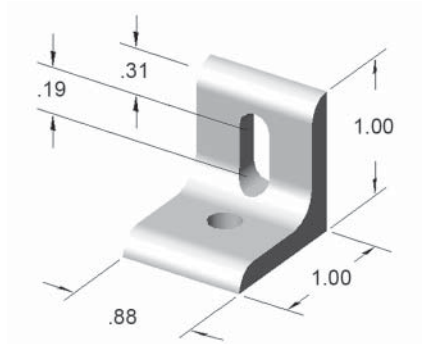
Corner Gussets - used to connect two extrusions at 90° angles. Gussets are fastened on the inside of extrusions with a combination of T-nuts and button heads. This is the strongest method of connecting extrusions by means of brackets.

Please see the '**recommended hardware**' boxes on the following pages to be sure you have the correct fasteners and quantities for each part.



10CB4221

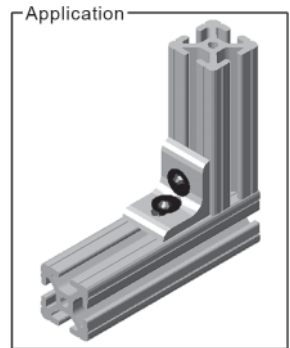
2 HOLE SLOTTED INSIDE CORNER BRACKET



RECOMMENDED HARDWARE

QTY	DESCRIPTION	PART NO.
2	1/4-20 x 1/2 BHSCS	13FA3300
2	1/4-20 ECONOMY T-NUT	10FA3121

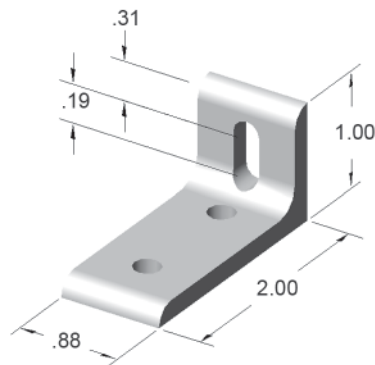

See pages 176-181 for additional fasteners & T-nuts



Part weight: .025 lbs

10CB4226

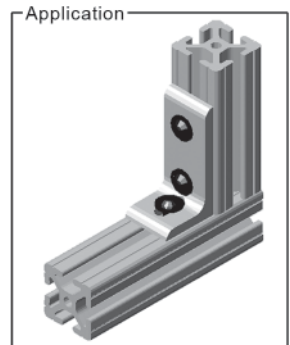
3 HOLE SLOTTED INSIDE CORNER BRACKET



RECOMMENDED HARDWARE

QTY	DESCRIPTION	PART NO.
3	1/4-20 x 1/2 BHSCS	13FA3300
3	1/4-20 ECONOMY T-NUT	10FA3121

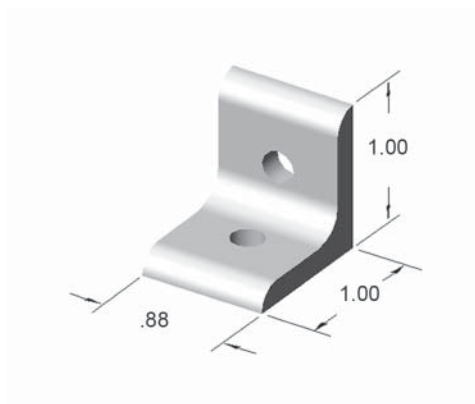
See pages 176-181 for additional fasteners & T-nuts



Part weight: .040 lbs

10CB4100

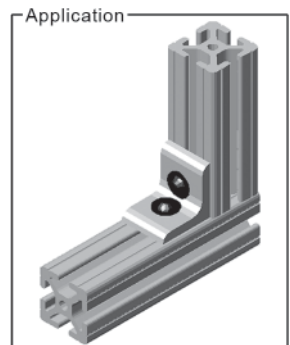
2 HOLE INSIDE CORNER BRACKET



RECOMMENDED HARDWARE

QTY	DESCRIPTION	PART NO.
2	1/4-20 x 1/2 BHSCS	13FA3300
2	1/4-20 ECONOMY T-NUT	10FA3121

See pages 176-181 for additional fasteners & T-nuts



Part weight: .025 lbs



10CB4102

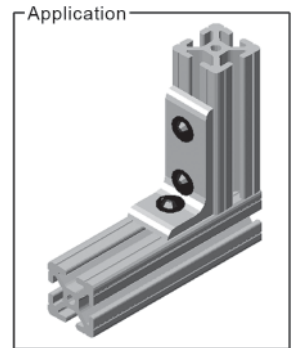
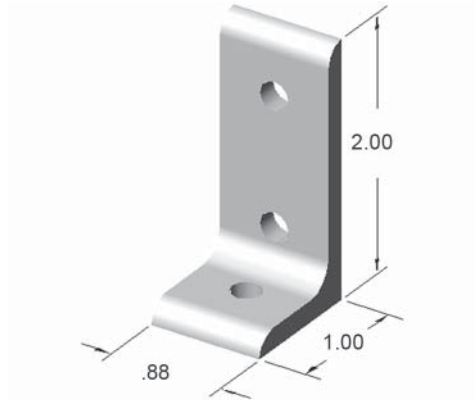
3 HOLE INSIDE CORNER BRACKET



RECOMMENDED HARDWARE

QTY	DESCRIPTION	PART NO.
3	1/4-20 x 1/2 BHSCS	13FA3300
3	1/4-20 ECONOMY T-NUT	10FA3121

See pages 176-181 for additional fasteners & T-nuts



Part weight: .040 lbs

10CB4103

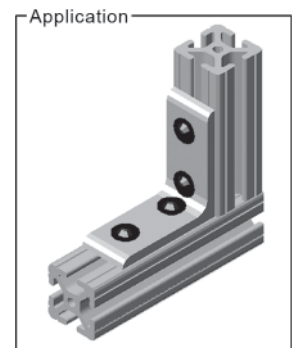
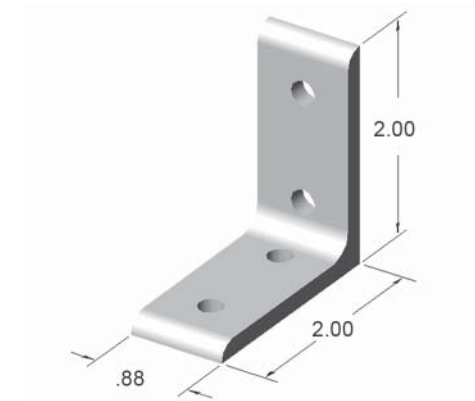
4 HOLE INSIDE CORNER BRACKET



RECOMMENDED HARDWARE

QTY	DESCRIPTION	PART NO.
4	1/4-20 x 1/2 BHSCS	13FA3300
4	1/4-20 ECONOMY T-NUT	10FA3121

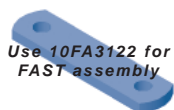
See pages 176-181 for additional fasteners & T-nuts



Part weight: .055 lbs

10CB4104

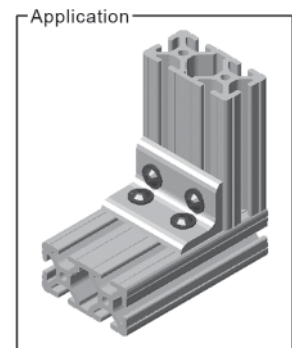
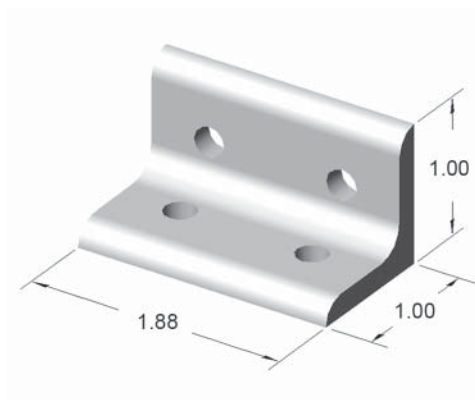
4 HOLE INSIDE CORNER BRACKET



RECOMMENDED HARDWARE

QTY	DESCRIPTION	PART NO.
4	1/4-20 x 1/2 BHSCS	13FA3300
4	1/4-20 ECONOMY T-NUT	10FA3121

See pages 176-181 for additional fasteners & T-nuts

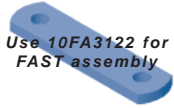


Part weight: .055 lbs



10CB4106

8 HOLE INSIDE CORNER BRACKET

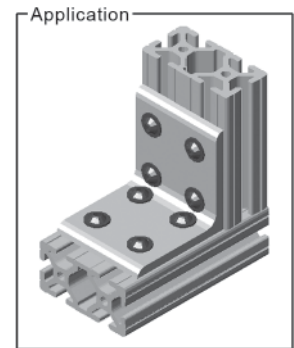
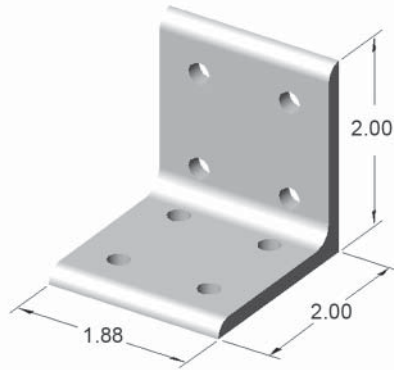


Use 10FA3122 for FAST assembly

RECOMMENDED HARDWARE

QTY	DESCRIPTION	PART NO.
8	1/4-20 x 1/2 BHSCS	13FA3300
8	1/4-20 ECONOMY T-NUT	10FA3121

See pages 176-181 for additional fasteners & T-nuts



Part weight: .120 lbs

10CB4110

6 HOLE INSIDE CORNER BRACKET


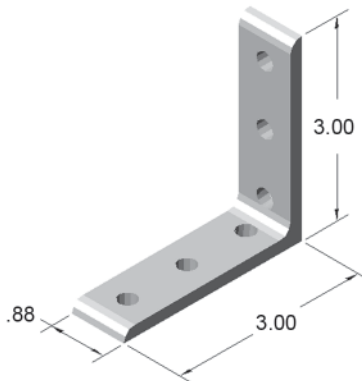


Use 10FA3122 for FAST assembly

RECOMMENDED HARDWARE

QTY	DESCRIPTION	PART NO.
6	1/4-20 x 1/2 BHSCS	13FA3300
6	1/4-20 ECONOMY T-NUT	10FA3121

See pages 176-181 for additional fasteners & T-nuts



Part weight: .085 lbs

10CB4121

6 HOLE INSIDE CORNER BRACKET

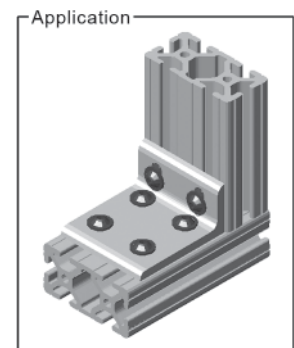
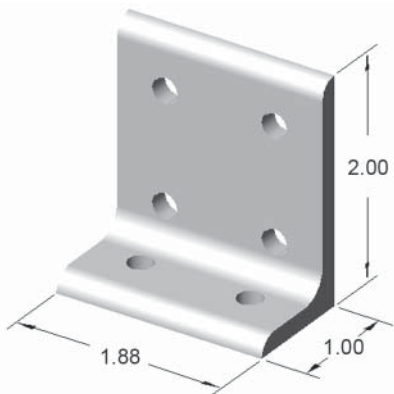


Use 10FA3122 for FAST assembly

RECOMMENDED HARDWARE

QTY	DESCRIPTION	PART NO.
6	1/4-20 x 1/2 BHSCS	13FA3300
6	1/4-20 ECONOMY T-NUT	10FA3121

See pages 176-181 for additional fasteners & T-nuts

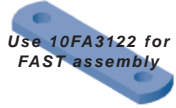


Part weight: .085 lbs



10CB4223* (non-stock)


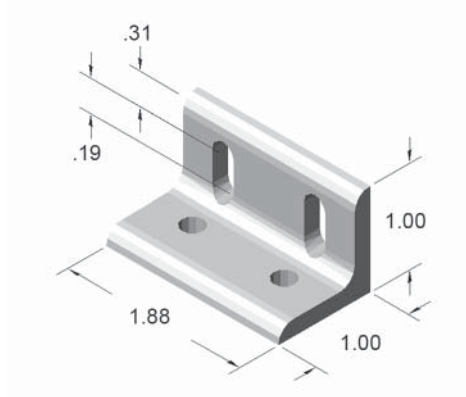
4 HOLE SLOTTED INSIDE CORNER BRACKET



RECOMMENDED HARDWARE

QTY	DESCRIPTION	PART NO.
4	1/4-20 x 1/2 BHSCS	13FA3300
4	1/4-20 ECONOMY T-NUT	10FA3121

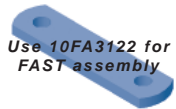
See pages 176-181 for additional fasteners & T-nuts



Part weight: .055 lbs

10CB4225* (non-stock)


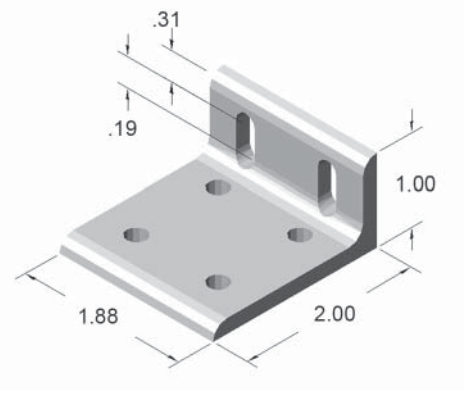
6 HOLE SLOTTED INSIDE CORNER BRACKET



RECOMMENDED HARDWARE

QTY	DESCRIPTION	PART NO.
6	1/4-20 x 1/2 BHSCS	13FA3300
6	1/4-20 ECONOMY T-NUT	10FA3121

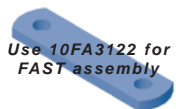
See pages 176-181 for additional fasteners & T-nuts



Part weight: .085 lbs

10CB4222* (non-stock)

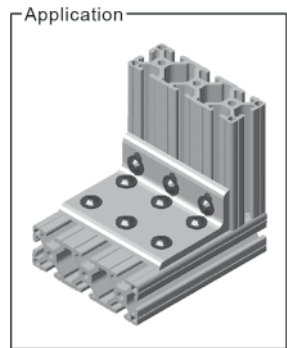
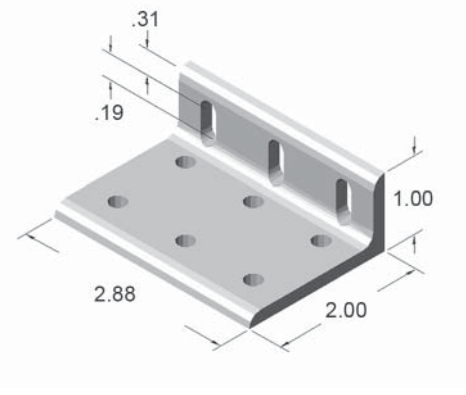
9 HOLE SLOTTED INSIDE CORNER BRACKET



RECOMMENDED HARDWARE

QTY	DESCRIPTION	PART NO.
9	1/4-20 x 1/2 BHSCS	13FA3300
9	1/4-20 ECONOMY T-NUT	10FA3121

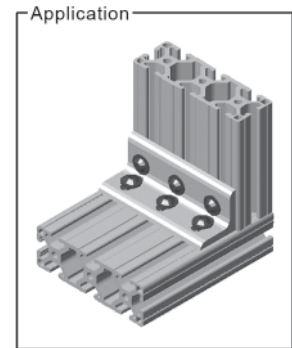
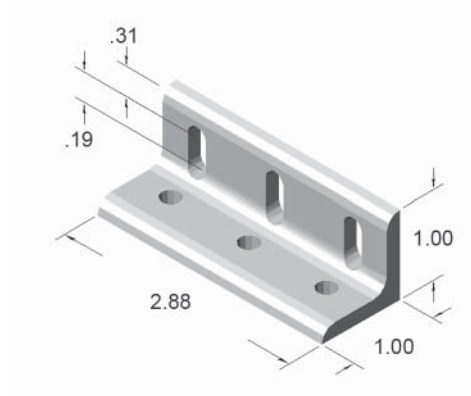
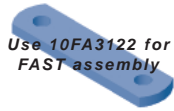
See pages 176-181 for additional fasteners & T-nuts



Part weight: .130 lbs



10CB4224* (non-stock)
6 HOLE SLOTTED INSIDE CORNER BRACKET




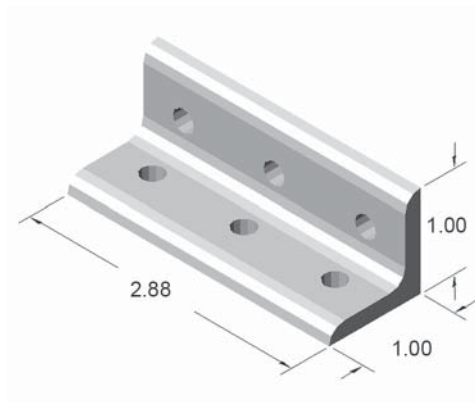
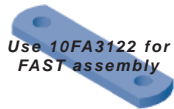
Part weight: .085 lbs

RECOMMENDED HARDWARE

QTY	DESCRIPTION	PART NO.
6	1/4-20 x 1/2 BHSCS	13FA3300
6	1/4-20 ECONOMY T-NUT	10FA3121

See pages 176-181 for additional fasteners & T-nuts

10CB4112* (non-stock)
6 HOLE INSIDE CORNER BRACKET




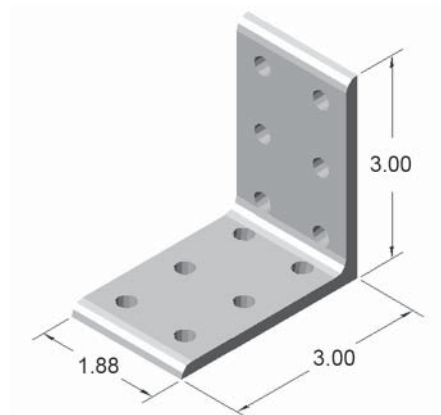
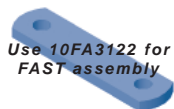
Part weight: .085 lbs

RECOMMENDED HARDWARE

QTY	DESCRIPTION	PART NO.
6	1/4-20 x 1/2 BHSCS	13FA3300
6	1/4-20 ECONOMY T-NUT	10FA3121

See pages 176-181 for additional fasteners & T-nuts

10CB4111* (non-stock)
12 HOLE INSIDE CORNER BRACKET



Part weight: .185 lbs

RECOMMENDED HARDWARE


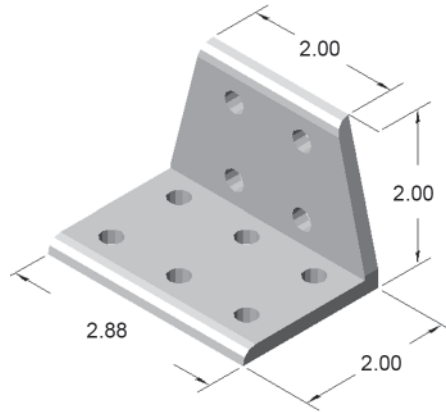
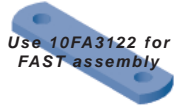
QTY	DESCRIPTION	PART NO.
12	1/4-20 x 1/2 BHSCS	13FA3300
12	1/4-20 ECONOMY T-NUT	10FA3121

See pages 176-181 for additional fasteners & T-nuts



10CB4115* (non-stock)

10 HOLE INSIDE CORNER BRACKET



Part weight: .170 lbs


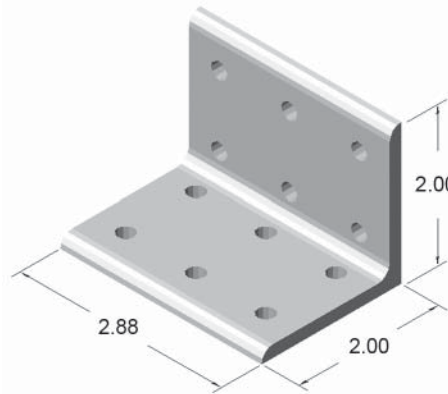
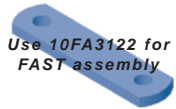
RECOMMENDED HARDWARE

QTY	DESCRIPTION	PART NO.
10	1/4-20 x 1/2 BHSCS	13FA3300
10	1/4-20 ECONOMY T-NUT	10FA3121

See pages 176-181 for additional fasteners & T-nuts

10CB4113* (non-stock)

12 HOLE INSIDE CORNER BRACKET



Part weight: .185 lbs


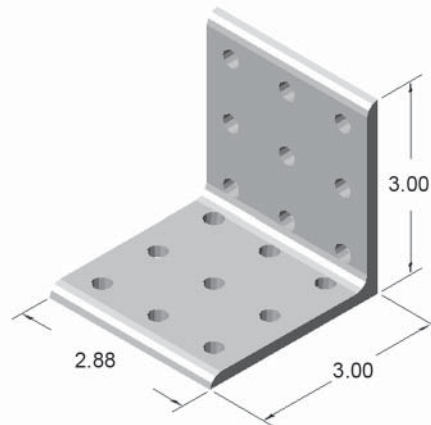
RECOMMENDED HARDWARE

QTY	DESCRIPTION	PART NO.
12	1/4-20 x 1/2 BHSCS	13FA3300
12	1/4-20 ECONOMY T-NUT	10FA3121

See pages 176-181 for additional fasteners & T-nuts

10CB4114* (non-stock)

18 HOLE INSIDE CORNER BRACKET



Part weight: .290 lbs


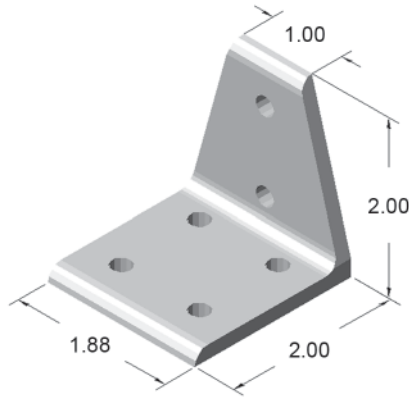
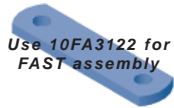
RECOMMENDED HARDWARE

QTY	DESCRIPTION	PART NO.
18	1/4-20 x 1/2 BHSCS	13FA3300
18	1/4-20 ECONOMY T-NUT	10FA3121

See pages 176-181 for additional fasteners & T-nuts



10CB4117* (non-stock)
6 HOLE CENTER INSIDE CORNER BRACKET



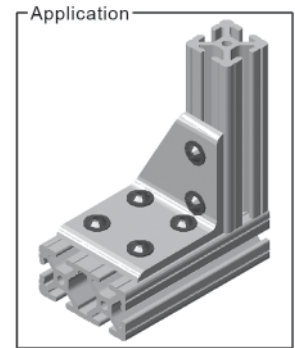
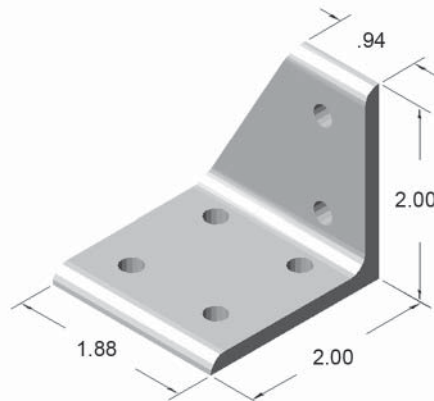
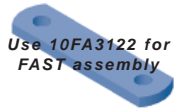
Part weight: .115 lbs

RECOMMENDED HARDWARE

QTY	DESCRIPTION	PART NO.
6	1/4-20 x 1/2 BHSCS	13FA3300
6	1/4-20 ECONOMY T-NUT	10FA3121

See pages 176-181 for additional fasteners & T-nuts

10CB4118* (non-stock)
6 HOLE RIGHT INSIDE CORNER BRACKET



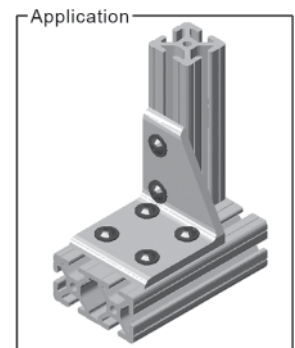
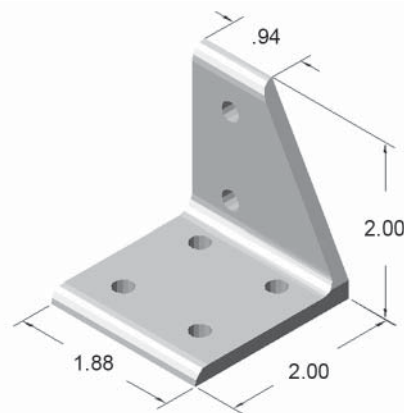
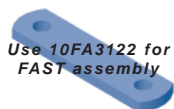
Part weight: .245 lbs

RECOMMENDED HARDWARE

QTY	DESCRIPTION	PART NO.
6	1/4-20 x 1/2 BHSCS	13FA3300
6	1/4-20 ECONOMY T-NUT	10FA3121

See pages 176-181 for additional fasteners & T-nuts

10CB4119* (non-stock)
6 HOLE LEFT INSIDE CORNER BRACKET



Part weight: .250 lbs

RECOMMENDED HARDWARE

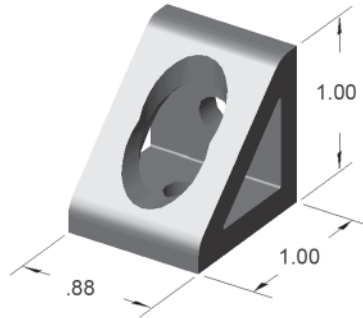
QTY	DESCRIPTION	PART NO.
6	1/4-20 x 1/2 BHSCS	13FA3300
6	1/4-20 ECONOMY T-NUT	10FA3121

See pages 176-181 for additional fasteners & T-nuts



10CB4101

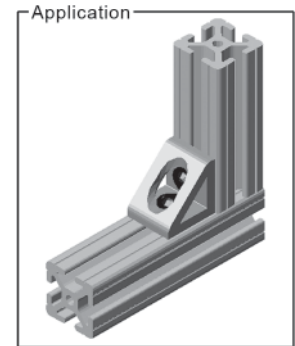
2 HOLE INSIDE GUSSET CORNER BRACKET



RECOMMENDED HARDWARE

QTY	DESCRIPTION	PART NO.
2	1/4-20 x 1/2 BHSCS	13FA3300
2	1/4-20 ECONOMY T-NUT	10FA3121

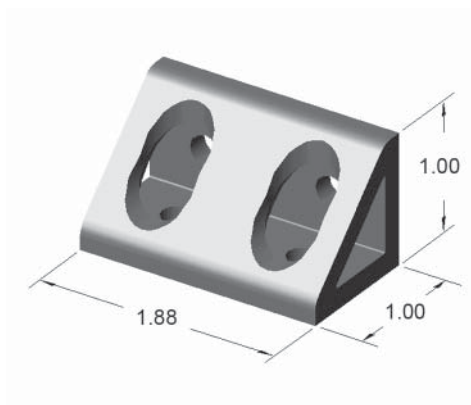
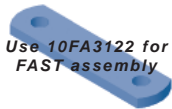
See pages 176-181 for additional fasteners & T-nuts



Part weight: .035 lbs

10CB4105


4 HOLE INSIDE GUSSET CORNER BRACKET



RECOMMENDED HARDWARE

QTY	DESCRIPTION	PART NO.
4	1/4-20 x 1/2 BHSCS	13FA3300
4	1/4-20 ECONOMY T-NUT	10FA3121

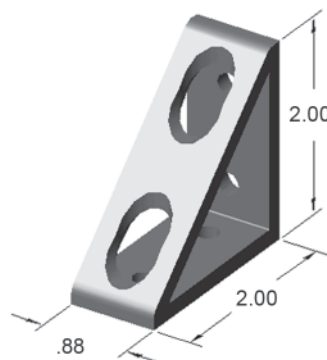
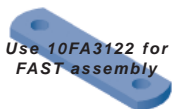
See pages 176-181 for additional fasteners & T-nuts



Part weight: .075 lbs

10CB4108

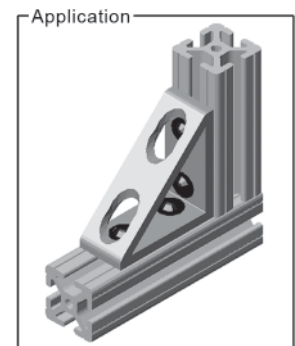
4 HOLE INSIDE GUSSET CORNER BRACKET



RECOMMENDED HARDWARE

QTY	DESCRIPTION	PART NO.
4	1/4-20 x 1/2 BHSCS	13FA3300
4	1/4-20 ECONOMY T-NUT	10FA3121

See pages 176-181 for additional fasteners & T-nuts

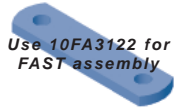


Part weight: .180 lbs



10CB4107


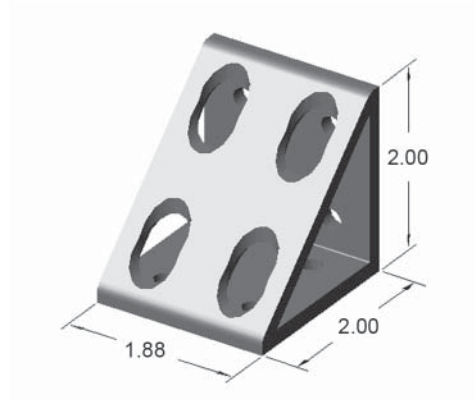
8 HOLE INSIDE GUSSET CORNER BRACKET



RECOMMENDED HARDWARE

QTY	DESCRIPTION	PART NO.
8	1/4-20 x 1/2 BHSCS	13FA3300
8	1/4-20 ECONOMY T-NUT	10FA3121


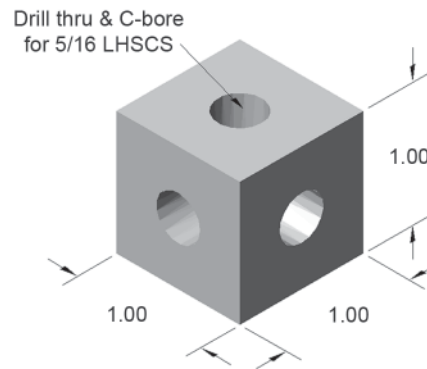
See pages 176-181 for additional fasteners & T-nuts



Part weight: .110 lbs

10CB4120

4 HOLE 45° SLOTTED CORNER BRACKET



Part weight: .075 lbs

RECOMMENDED HARDWARE


QTY	DESCRIPTION	PART NO.
3	1/4-20 x 1 LHSCS	13FA3362

See pages 176-181 for additional fasteners & T-nuts


Applications At A Glance



Work Table



Sliding Door Guard

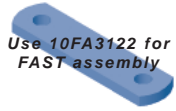


Custom Machine Guard


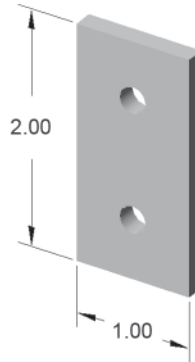


10JP4201

2 HOLE JOINING STRIP



Use 10FA3122 for
FAST assembly



Part weight: .030 lbs

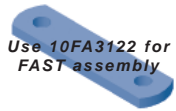
RECOMMENDED HARDWARE

QTY	DESCRIPTION	PART NO.
2	1/4-20 x 1/2 FBHSCS	13FA3309
2	1/4-20 ECONOMY T-NUT	10FA3121


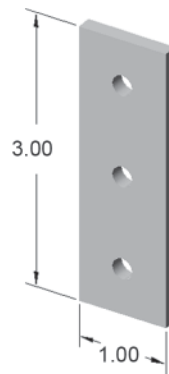
See pages 176-181 for additional fasteners & T-nuts

10JP4202

3 HOLE JOINING STRIP



Use 10FA3122 for
FAST assembly



Part weight: .045 lbs

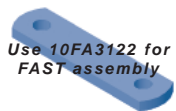
RECOMMENDED HARDWARE

QTY	DESCRIPTION	PART NO.
3	1/4-20 x 1/2 FBHSCS	13FA3309
3	1/4-20 ECONOMY T-NUT	10FA3121


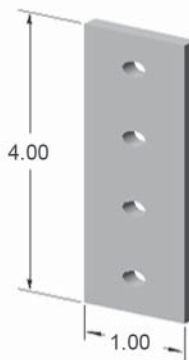
See pages 176-181 for additional fasteners & T-nuts

10JP4213

4 HOLE JOINING STRIP



Use 10FA3122 for
FAST assembly



Part weight: .065 lbs

RECOMMENDED HARDWARE

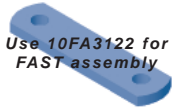
QTY	DESCRIPTION	PART NO.
4	1/4-20 x 1/2 FBHSCS	13FA3309
4	1/4-20 ECONOMY T-NUT	10FA3121

See pages 176-181 for additional fasteners & T-nuts


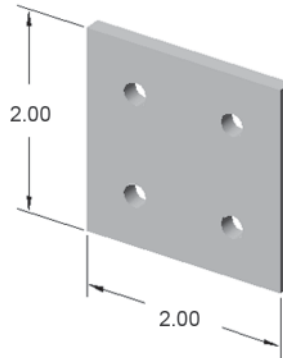


10JP4230

4 HOLE JOINING PLATE



Use 10FA3122 for FAST assembly



Part weight: .070 lbs

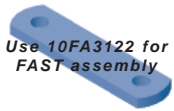
RECOMMENDED HARDWARE

QTY	DESCRIPTION	PART NO.
4	1/4-20 x 1/2 FBHSCS	13FA3309
4	1/4-20 ECONOMY T-NUT	10FA3121


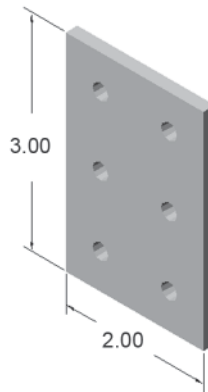
See pages 176-181 for additional fasteners & T-nuts

10JP4229

6 HOLE JOINING PLATE



Use 10FA3122 for FAST assembly



Part weight: .100 lbs

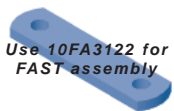
RECOMMENDED HARDWARE

QTY	DESCRIPTION	PART NO.
6	1/4-20 x 1/2 FBHSCS	13FA3309
6	1/4-20 ECONOMY T-NUT	10FA3121


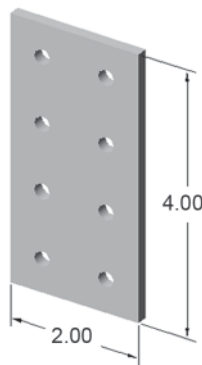
See pages 176-181 for additional fasteners & T-nuts

10JP4208

8 HOLE JOINING PLATE



Use 10FA3122 for FAST assembly



Part weight: .140 lbs

RECOMMENDED HARDWARE

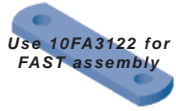
QTY	DESCRIPTION	PART NO.
8	1/4-20 x 1/2 FBHSCS	13FA3309
8	1/4-20 ECONOMY T-NUT	10FA3121

See pages 176-181 for additional fasteners & T-nuts


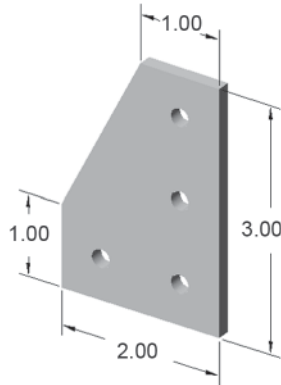


10JP4203

4 HOLE 90° JOINING PLATE



Use 10FA3122 for FAST assembly



Part weight: .085 lbs

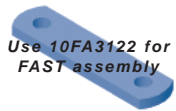
RECOMMENDED HARDWARE

QTY	DESCRIPTION	PART NO.
4	1/4-20 x 1/2 FBHSCS	13FA3309
4	1/4-20 ECONOMY T-NUT	10FA3121

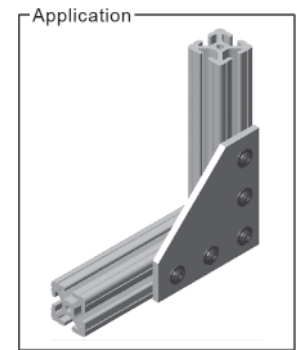
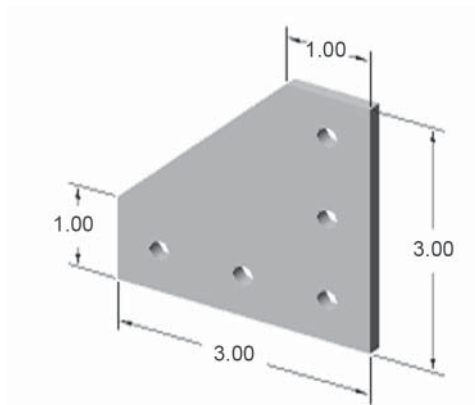
See pages 176-181 for additional fasteners & T-nuts

10JP4205

5 HOLE 90° JOINING PLATE



Use 10FA3122 for FAST assembly



Part weight: .120 lbs

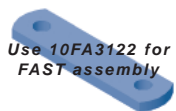
RECOMMENDED HARDWARE

QTY	DESCRIPTION	PART NO.
5	1/4-20 x 1/2 FBHSCS	13FA3309
5	1/4-20 ECONOMY T-NUT	10FA3121


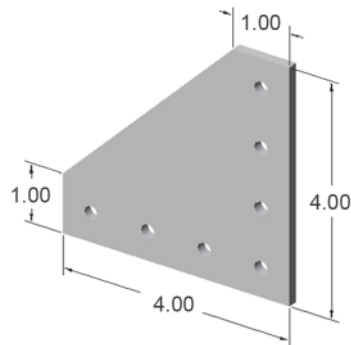
See pages 176-181 for additional fasteners & T-nuts

10JP4226

7 HOLE 90° JOINING PLATE



Use 10FA3122 for FAST assembly



Part weight: .205 lbs

RECOMMENDED HARDWARE

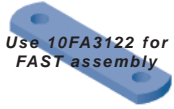
QTY	DESCRIPTION	PART NO.
7	1/4-20 x 1/2 FBHSCS	13FA3309
7	1/4-20 ECONOMY T-NUT	10FA3121

See pages 176-181 for additional fasteners & T-nuts


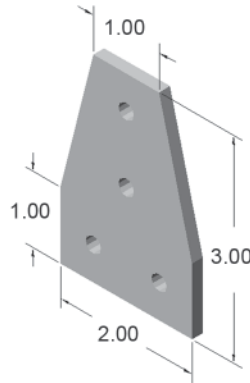


10JP4207

4 HOLE TEE JOINING PLATE



Use 10FA3122 for FAST assembly



Part weight: .085 lbs

RECOMMENDED HARDWARE

QTY	DESCRIPTION	PART NO.
4	1/4-20 x 1/2 FBHSCS	13FA3309
4	1/4-20 ECONOMY T-NUT	10FA3121

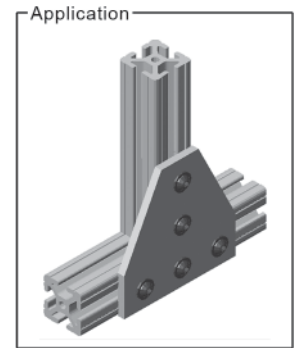
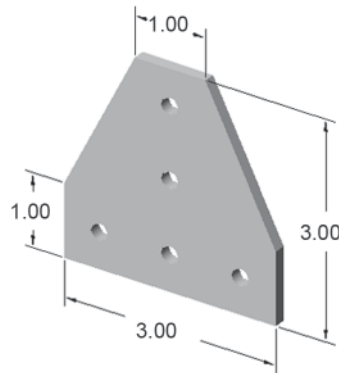
See pages 176-181 for additional fasteners & T-nuts

10JP4204

5 HOLE TEE JOINING PLATE



Use 10FA3122 for FAST assembly



Part weight: .120 lbs

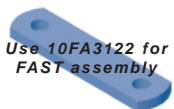
RECOMMENDED HARDWARE

QTY	DESCRIPTION	PART NO.
5	1/4-20 x 1/2 FBHSCS	13FA3309
5	1/4-20 ECONOMY T-NUT	10FA3121

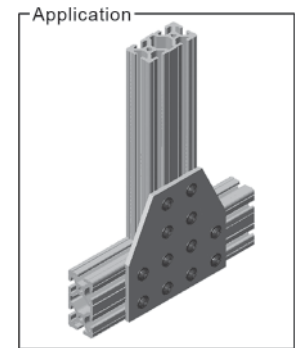
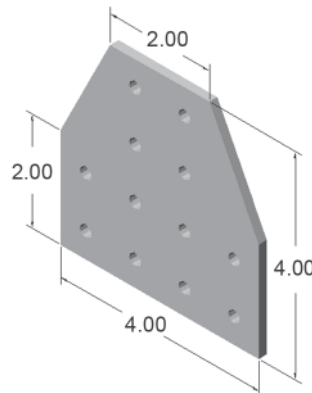
See pages 176-181 for additional fasteners & T-nuts

10JP4216

12 HOLE TEE JOINING PLATE



Use 10FA3122 for FAST assembly



Part weight: .245 lbs

RECOMMENDED HARDWARE

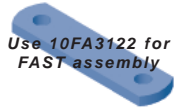
QTY	DESCRIPTION	PART NO.
12	1/4-20 x 1/2 FBHSCS	13FA3309
12	1/4-20 ECONOMY T-NUT	10FA3121

See pages 176-181 for additional fasteners & T-nuts


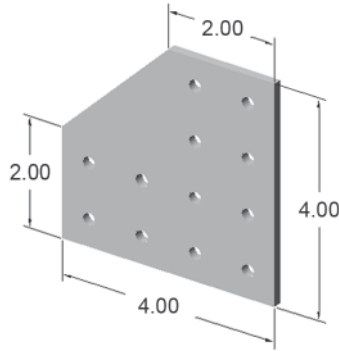


10JP4209

12 HOLE 90° JOINING PLATE



Use 10FA3122 for FAST assembly



Part weight: .245 lbs

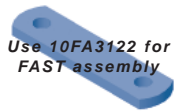
RECOMMENDED HARDWARE

QTY	DESCRIPTION	PART NO.
12	1/4-20 x 1/2 FBHSCS	13FA3309
12	1/4-20 ECONOMY T-NUT	10FA3121

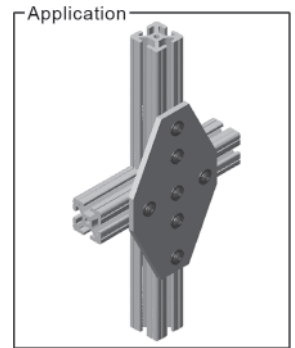
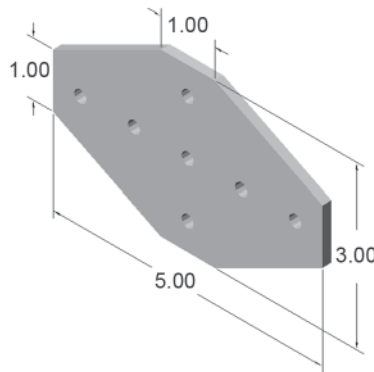
See pages 176-181 for additional fasteners & T-nuts

10JP4225

7 HOLE CROSS JOINING PLATE



Use 10FA3122 for FAST assembly



Part weight: .190 lbs

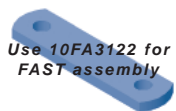
RECOMMENDED HARDWARE

QTY	DESCRIPTION	PART NO.
7	1/4-20 x 1/2 FBHSCS	13FA3309
7	1/4-20 ECONOMY T-NUT	10FA3121


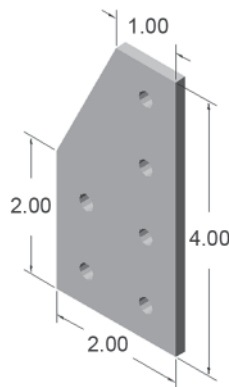
See pages 176-181 for additional fasteners & T-nuts

10JP4214* (non-stock)

6 HOLE 90° JOINING PLATE



Use 10FA3122 for FAST assembly



Part weight: .120 lbs

RECOMMENDED HARDWARE

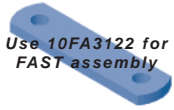
QTY	DESCRIPTION	PART NO.
6	1/4-20 x 1/2 FBHSCS	13FA3309
6	1/4-20 ECONOMY T-NUT	10FA3121

See pages 176-181 for additional fasteners & T-nuts


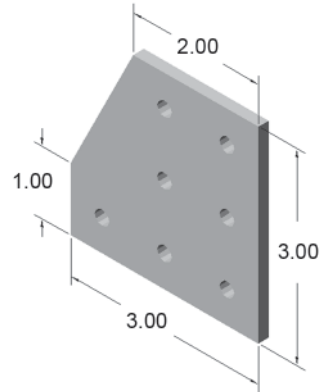


10JP4220* (non-stock)

7 HOLE 90° JOINING PLATE



Use 10FA3122 for FAST assembly



Part weight: .135 lbs


RECOMMENDED HARDWARE

QTY	DESCRIPTION	PART NO.
7	1/4-20 x 1/2 FBHSCS	13FA3309
7	1/4-20 ECONOMY T-NUT	10FA3121


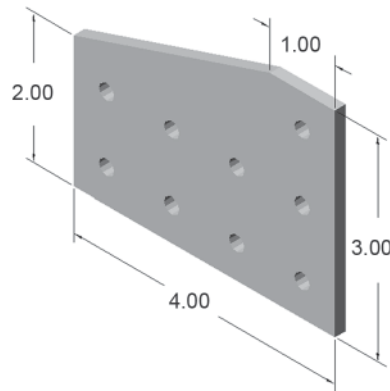
See pages 176-181 for additional fasteners & T-nuts

10JP4217* (non-stock)

9* HOLE 90° JOINING PLATE



Use 10FA3122 for FAST assembly



Part weight: .180 lbs

RECOMMENDED HARDWARE

QTY	DESCRIPTION	PART NO.
9	1/4-20 x 1/2 FBHSCS	13FA3309
9	1/4-20 ECONOMY T-NUT	10FA3121

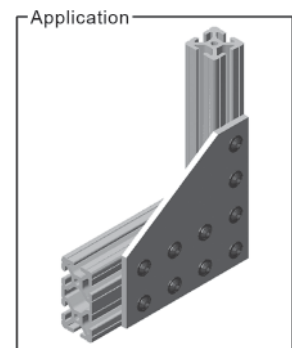
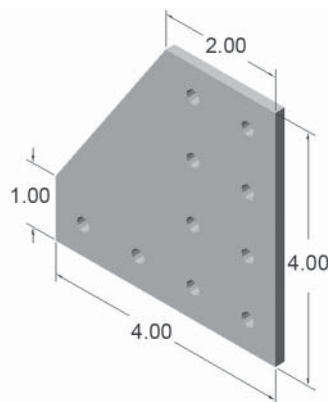
See pages 176-181 for additional fasteners & T-nuts

10JP4218* (non-stock)

10 HOLE 90° JOINING PLATE



Use 10FA3122 for FAST assembly



Part weight: .225 lbs

RECOMMENDED HARDWARE

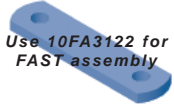
QTY	DESCRIPTION	PART NO.
10	1/4-20 x 1/2 FBHSCS	13FA3309
10	1/4-20 ECONOMY T-NUT	10FA3121

See pages 176-181 for additional fasteners & T-nuts


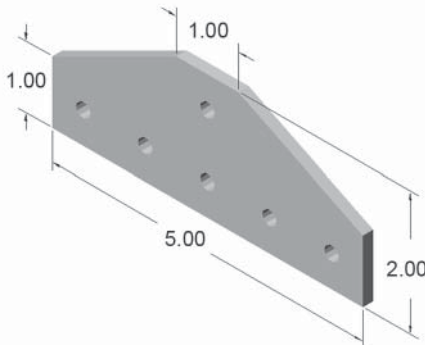


10JP4215* (non-stock)

6 HOLE TEE JOINING PLATE



Use 10FA3122 for FAST assembly



Part weight: .140 lbs

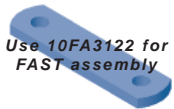
RECOMMENDED HARDWARE

QTY	DESCRIPTION	PART NO.
6	1/4-20 x 1/2 FBHSCS	13FA3309
6	1/4-20 ECONOMY T-NUT	10FA3121


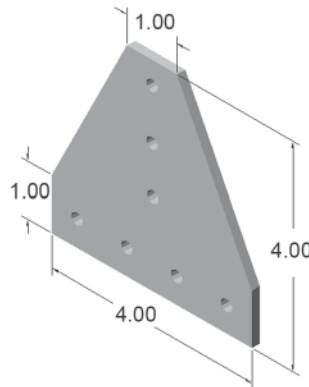
See pages 176-181 for additional fasteners & T-nuts

10JP4212* (non-stock)

7 HOLE TEE JOINING PLATE



Use 10FA3122 for FAST assembly



Part weight: .200 lbs

RECOMMENDED HARDWARE

QTY	DESCRIPTION	PART NO.
7	1/4-20 x 1/2 FBHSCS	13FA3309
7	1/4-20 ECONOMY T-NUT	10FA3121


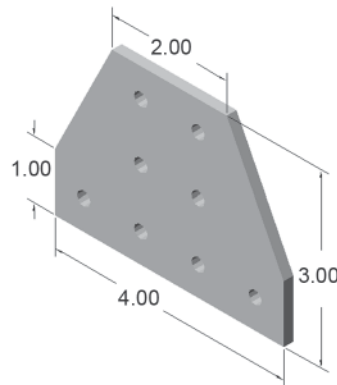
See pages 176-181 for additional fasteners & T-nuts

10JP4227* (non-stock)

8 HOLE TEE JOINING PLATE



Use 10FA3122 for FAST assembly



Part weight: .170 lbs

RECOMMENDED HARDWARE

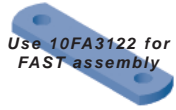
QTY	DESCRIPTION	PART NO.
8	1/4-20 x 1/2 FBHSCS	13FA3309
8	1/4-20 ECONOMY T-NUT	10FA3121

See pages 176-181 for additional fasteners & T-nuts


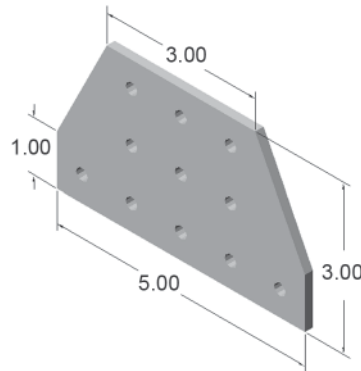


10JP4210* (non-stock)

11 HOLE TEE JOINING PLATE



Use 10FA3122 for FAST assembly



Part weight: .225 lbs

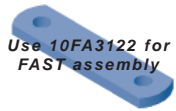
RECOMMENDED HARDWARE

QTY	DESCRIPTION	PART NO.
11	1/4-20 x 1/2 FBHSCS	13FA3309
11	1/4-20 ECONOMY T-NUT	10FA3121

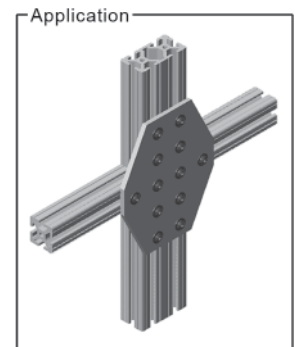
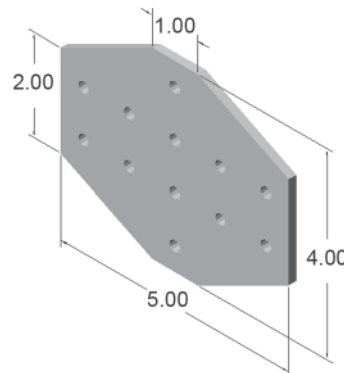
See pages 176-181 for additional fasteners & T-nuts

10JP4228* (non-stock)

12 HOLE CROSS JOINING PLATE



Use 10FA3122 for FAST assembly



Part weight: .285 lbs

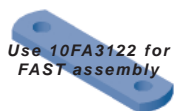
RECOMMENDED HARDWARE

QTY	DESCRIPTION	PART NO.
12	1/4-20 x 1/2 FBHSCS	13FA3309
12	1/4-20 ECONOMY T-NUT	10FA3121

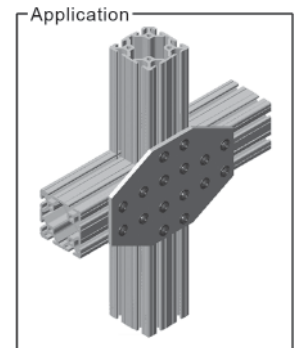
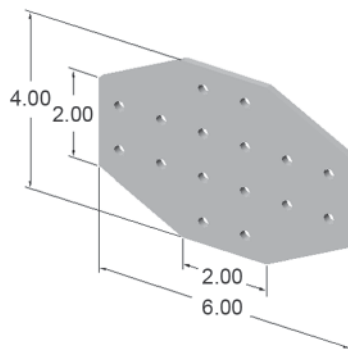
See pages 176-181 for additional fasteners & T-nuts

10JP4231* (non-stock)

16 HOLE CROSS JOINING PLATE



Use 10FA3122 for FAST assembly



Part weight: .350 lbs

RECOMMENDED HARDWARE

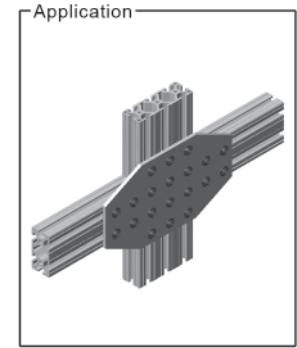
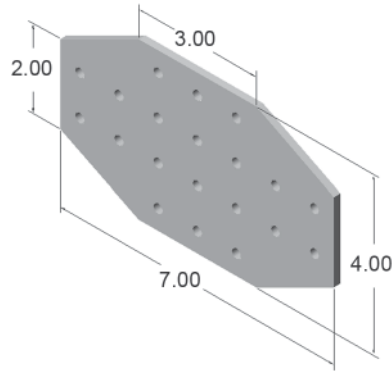
QTY	DESCRIPTION	PART NO.
16	1/4-20 x 1/2 FBHSCS	13FA3309
16	1/4-20 ECONOMY T-NUT	10FA3121

See pages 176-181 for additional fasteners & T-nuts



10JP4211* (non-stock)

20 HOLE CROSS JOINING PLATE



Part weight: .415 lbs

RECOMMENDED HARDWARE

QTY	DESCRIPTION	PART NO.
20	1/4-20 x 1/2 FBHSCS	13FA3309
20	1/4-20 ECONOMY T-NUT	10FA3121

See pages 176-181 for additional fasteners & T-nuts



45° SUPPORTS

45° Supports offer strong connections for heavy duty projects where high weight loads may exist. You can also reinforce existing connections with 45° supports to ensure maximum handling capacity.

- Hardware included - screws, washers and t-nuts
- Choose from a variety of lengths or customize to fit your needs (see below)
- Available in both EX and QE (smooth) materials

Hardware Included



Standard Supports - EX Profiles

Part No.	Extrusion Type	Length
10SP1801	10EX1010	6.00"
10SP1802	10EX1010	12.00"
10SP1803	10EX1010	18.00"
10SP1811	10EX1020	6.00"
10SP1812	10EX1020	12.00"
10SP1813	10EX1020	18.00"

Ordering your custom length supports is easy! All 15 Series extrusions can be cut from 45° to 90°.

Miter Cut Service

Service No.	Description
10MA9025	Miter cut for 1.0" x 1.0" extrusions
10MA9026	Miter cut for 1.0" x 2.0" extrusions
10MA9032	Miter cut for 1.0" x 3.0" extrusions
10MA9027	Miter cut for 2.0" x 2.0" extrusions
10MA9034	Miter cut for 2.0" x 4.0" extrusions

- Service is per end
- When ordering extrusions with miter cuts, please submit a drawing for quick, accurate processing.



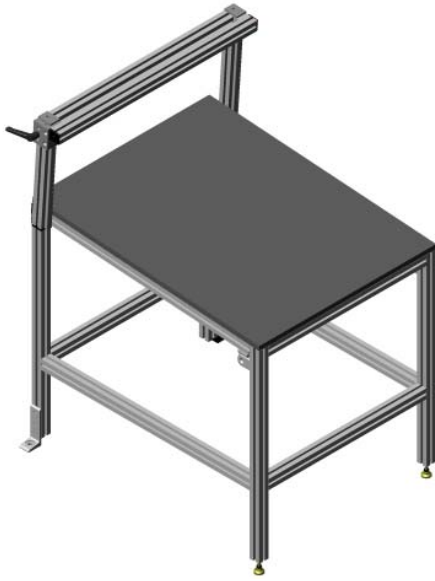
Miter Cut Service - With Counterbores

Service No.	Description
10MA9030	Miter cut/c-bore for 1.0" x 1.0" extrusions
10MA9031	Miter cut/c-bore for 1.0" x 2.0" extrusions
10MA9033	Miter cut/c-bore for 1.0" x 3.0" extrusions

- Service is per end
- Maximum length = 72.0"
- When ordering extrusions with miter cuts, please submit a drawing to ensure quick, accurate processing.



Faztek Applications - T-Rail Linear Guide Profile



Faztek's Linear Guide profile was put to use in this adjustable work table. Linear bearings with brakes were used to allow a height-adjustment on the back of the table, used to hold spools of paper or fabric.

Materials Used:

- 15EX1515, 15EX1530L, 15LG1515L T-Slot aluminum extrusions
- Linear bearing w/ brake
- Leveling feet
- Plastic panel top
- Various fasteners



Dual sliding doors were designed for access through a guard in a space not suitable for hinged doors. This low-profile design takes little room by integrating the doors directly into the Faztek frame. Just one of many options made possible with the Linear Guide Profile.

Materials Used:

- 15EX1515L T-Slot aluminum extrusions
- Casters
- Black ABS panel
- Plastic end caps
- Various fasteners

See additional Faztek applications online at www.faztek.net!



Section 14

10 Series Hinges



Pivot Hinges



Dynamic Pivot Hinges




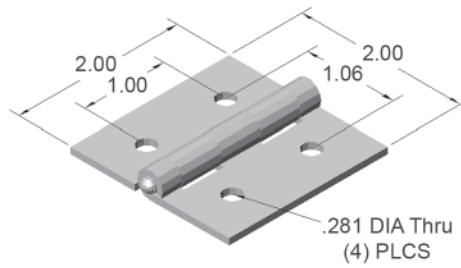
Butt & Lift-Off Hinges

Faztek offers a full line of hinges, ranging from light and medium duty to heavy duty pivot hinges. Pivot hinges allow for a full range of motion and are adjustable to suit specific needs. Plastic and lift-off hinges are perfect for doors and other framing applications where movement is needed.



10HI8216

ALUMINUM BUTT HINGE



RECOMMENDED HARDWARE

QTY	DESCRIPTION	PART NO.
4	1/4-20 x 3/8 FBHSCS	13FA3308
2	1/4-20 DOUBLE T-NUT	10FA3122

See pages 176-181 for additional fasteners & T-nuts

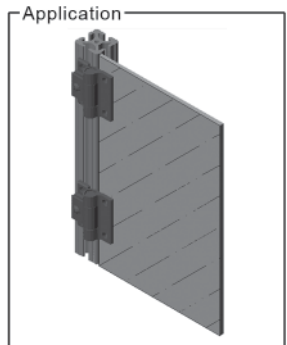
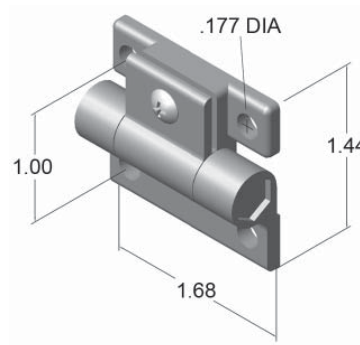
- 50 lb. load capacity per hinge
- Clear anodized aluminum hinge with steel pin

10HI8215

PLASTIC ADJUSTABLE HINGE



Not to be used to hinge two extrusions together


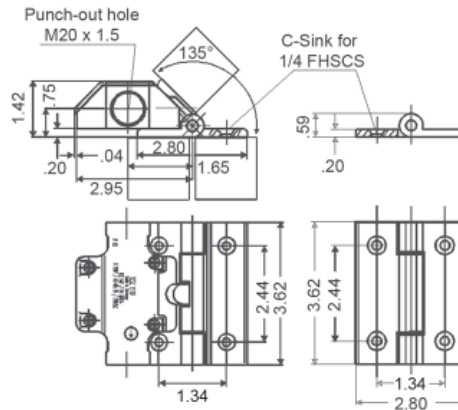


- Use to hang an unframed panel on extrusion frame
- Hardware included for mounting
- Black acetal plastic with polycarbonate pin



10HI8260* (non-stock)

SCHMERSAL HINGED INTERLOCK SWITCH


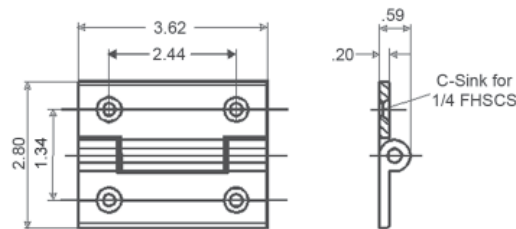


- Hardware included for mounting
- Tamper-resistant
- "Positive-Break" NC contacts
- Rugged construction
- Splashproof design

SCHMERSAL
Turning Workplaces into Safeplaces

10HI8262* (non-stock)

SCHMERSAL HINGE ASSEMBLY W/O SWITCH



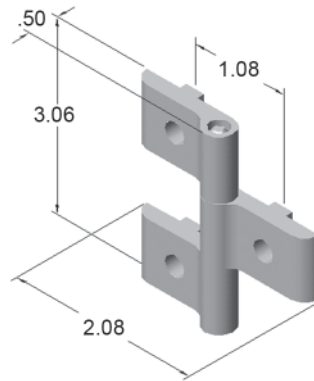
- Hardware included
- Aluminum material






10HI7848

HEAVY DUTY HINGE - ALUMINUM

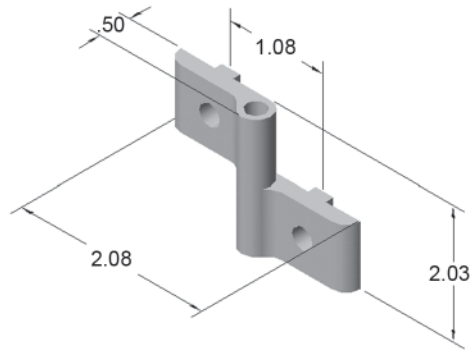


- For 10 Series extrusions
- Hardware included for mounting
- Aluminum hinge w/ clear anodize finish
- Steel pin w/ black oxide finish

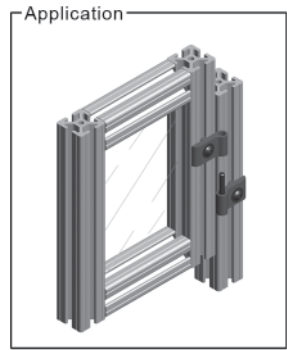


10HI7846

RIGHT LIFT-OFF HINGE - ALUMINUM

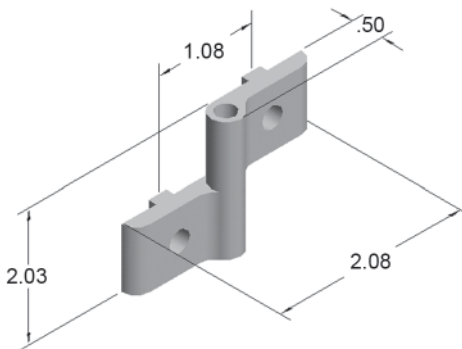


- For 10 Series extrusions
- Hardware included for mounting
- Aluminum hinge w/ clear anodize finish
- Steel pin w/ black oxide finish




10HI7847

LEFT LIFT-OFF HINGE - ALUMINUM



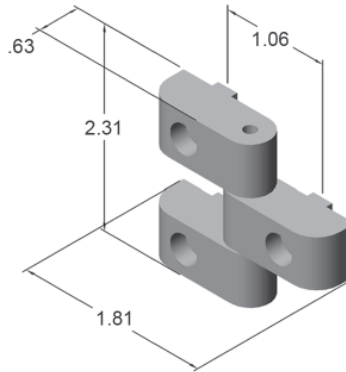
- For 10 Series extrusions
- Hardware included for mounting
- Aluminum hinge w/ clear anodize finish
- Steel pin w/ black oxide finish



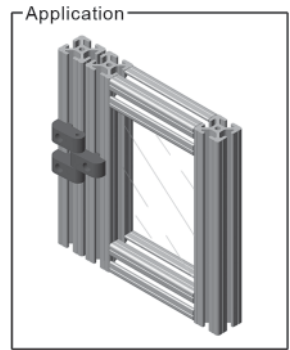


10HI7810

HEAVY DUTY HINGE - PLASTIC

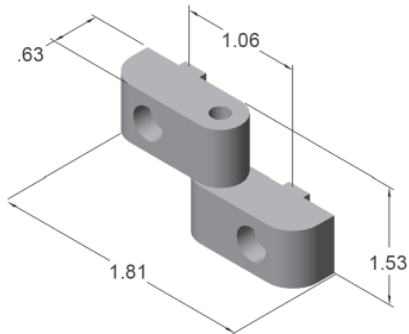


- Hardware included for mounting
- High strength nylon construction
- Self-lubricating bushings

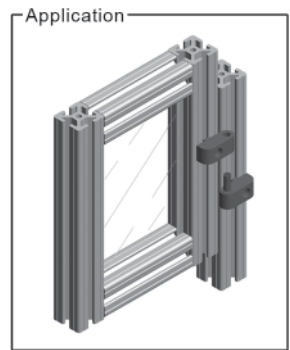


10HI7821

RIGHT LIFT-OFF HINGE - PLASTIC

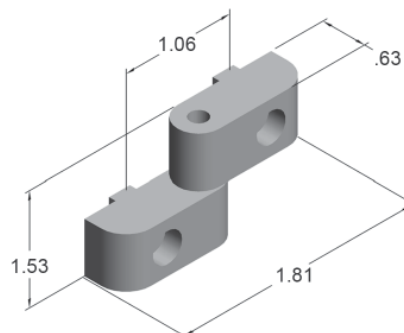


- Hardware included for mounting
- High strength nylon construction
- Self-lubricating bushings

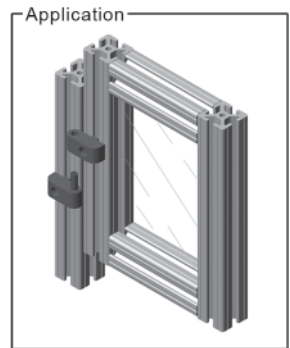


10HI7820

LEFT LIFT-OFF HINGE - PLASTIC



- Hardware included for mounting
- High strength nylon construction
- Self-lubricating bushings


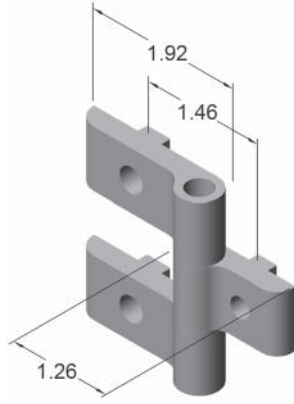




13HI8106

HEAVY DUTY TRANSITION HINGE - ALUMINUM

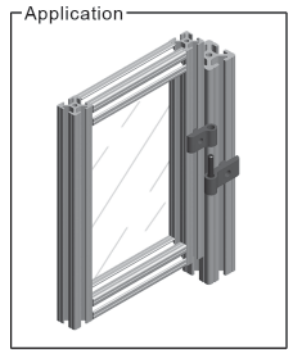
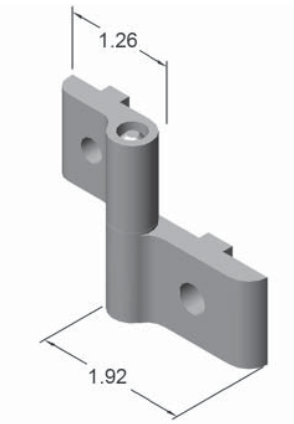
- Connects 10 Series doors to 15 Series frames
- Hardware included for mounting
- Aluminum hinge w/ clear anodize finish
- Steel pin w/ black oxide finish



13HI8107

RIGHT LIFT-OFF TRANSITION HINGE - ALUMINUM

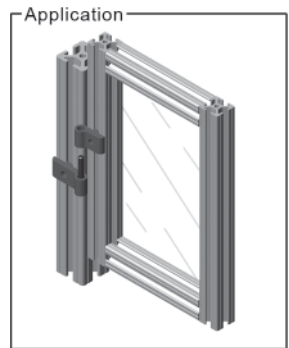
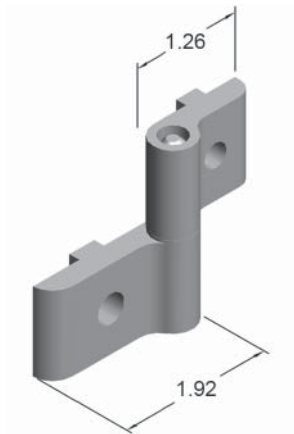
- Connects 10 Series doors to 15 Series frames
- Hardware included for mounting
- Aluminum hinge w/ clear anodize finish
- Steel pin w/ black oxide finish



13HI8108

LEFT LIFT-OFF TRANSITION HINGE - ALUMINUM

- Connects 10 Series doors to 15 Series frames
- Hardware included for mounting
- Aluminum hinge w/ clear anodize finish
- Steel pin w/ black oxide finish

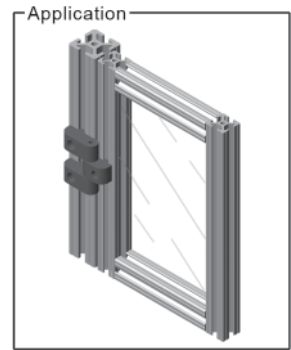
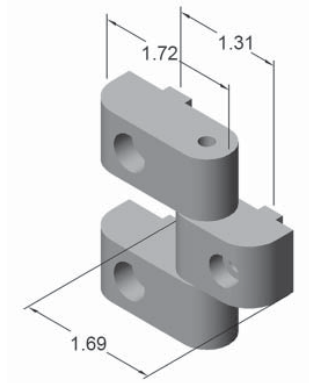




13HI8104

HEAVY DUTY TRANSITION HINGE - PLASTIC

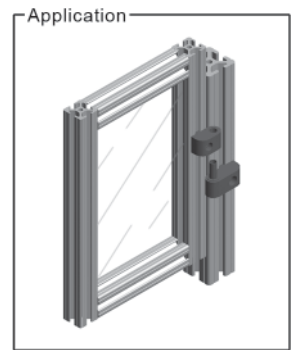
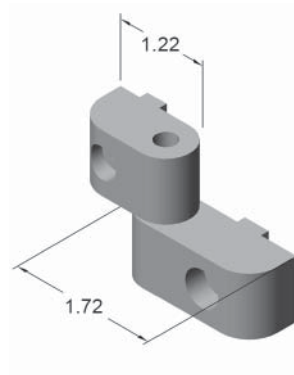
- Connects 10 Series doors to 15 Series frames
- Hardware included for mounting
- High strength nylon construction
- Self-lubricating bushings



13HI8100

RIGHT LIFT-OFF TRANSITION HINGE - PLASTIC


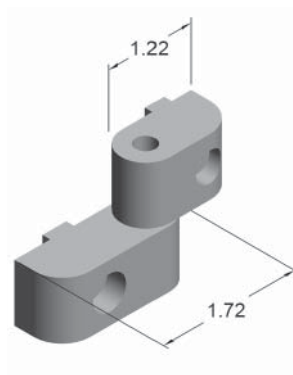
- Connects 10 Series doors to 15 Series frames
- Hardware included for mounting
- High strength nylon construction
- Self-lubricating bushings



13HI8101

LEFT LIFT-OFF TRANSITION HINGE - PLASTIC


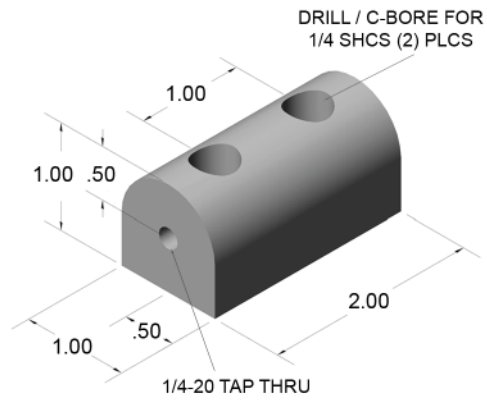
- Connects 10 Series doors to 15 Series frames
- Hardware included for mounting
- High strength nylon construction
- Self-lubricating bushings





10HI8306


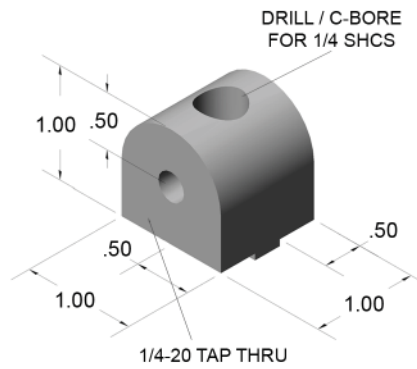
2" PIVOT NUB



- Hardware included
- See page 220 for complete assemblies

10HI8308


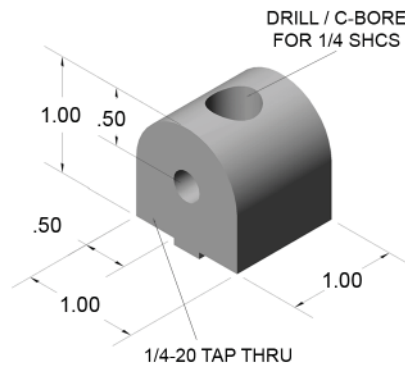
1.0" PIVOT NUB - 0°



- Hardware included
- See page 220 for complete assemblies

10HI8310

1.0" PIVOT NUB - 90°

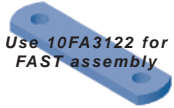


- Hardware included
- See page 220 for complete assemblies



10HI8312

1.0" L-PIVOT ARM


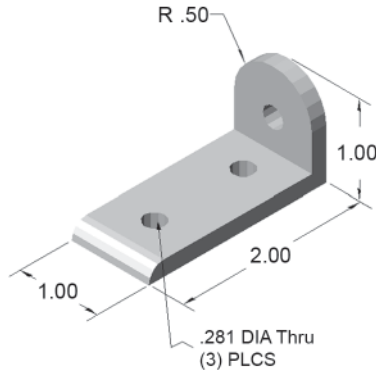


Use 10FA3122 for FAST assembly

RECOMMENDED HARDWARE

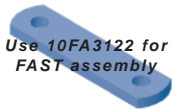
QTY	DESCRIPTION	PART NO.
3	1/4-20 x 1/2 BHSCS	13FA3300
2	1/4-20 ECONOMY T-NUT	10FA3121

See pages 176-181 for additional fasteners & T-nuts



10HI8315

3.0" PIVOT ARM

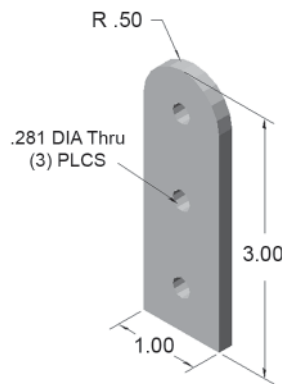


Use 10FA3122 for FAST assembly

RECOMMENDED HARDWARE

QTY	DESCRIPTION	PART NO.
3	1/4-20 x 1/2 BHSCS	13FA3300
2	1/4-20 ECONOMY T-NUT	10FA3121

See pages 176-181 for additional fasteners & T-nuts



10HI8338

4.0" FIXED PIVOT ARM


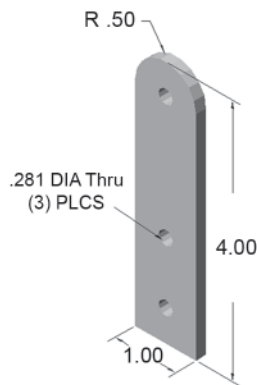


Use 10FA3122 for FAST assembly

RECOMMENDED HARDWARE

QTY	DESCRIPTION	PART NO.
2	1/4-20 x 1/2 FBHSCS	13FA3309
1	1/4-20 ECONOMY T-NUT	10FA3121

See pages 36-43 for additional fasteners & T-nuts


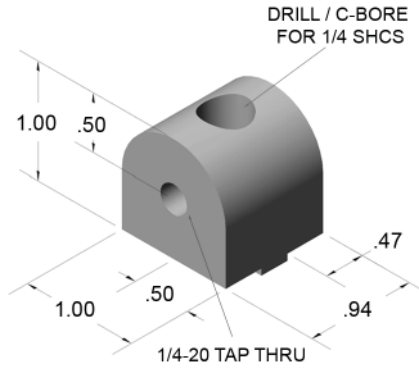




10HI8300

1.0" LIVING PIVOT NUB - 0°

0° is defined as a pivot nub or pivot hinge, rotating parallel to the extrusion to which it is attached


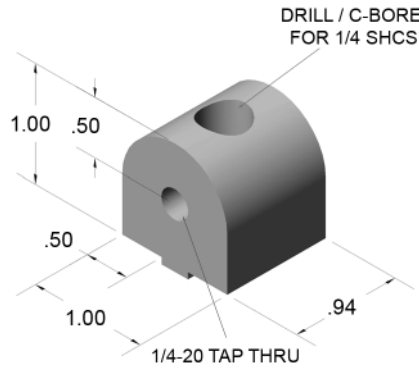


- Hardware included
- See page 219 for complete assemblies

10HI8302

1.0" LIVING PIVOT NUB - 90°


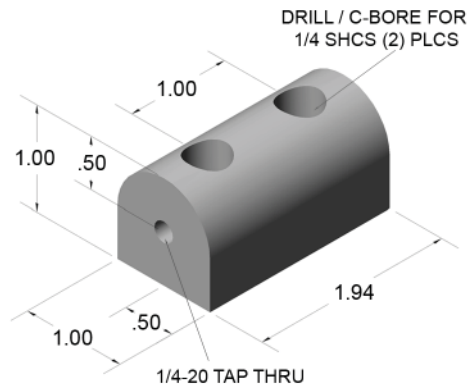
0° is defined as a pivot nub or pivot hinge, rotating parallel to the extrusion to which it is attached



- Hardware included
- See page 219 for complete assemblies

10HI8317

2" LIVING PIVOT NUB

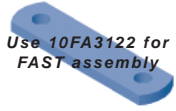


- Hardware included
- See page 219 for complete assemblies



10HI8304

3.0" LIVING PIVOT ARM

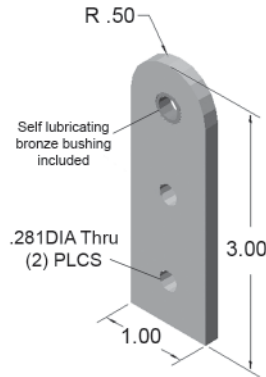


Use 10FA3122 for FAST assembly

RECOMMENDED HARDWARE

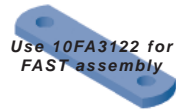
QTY	DESCRIPTION	PART NO.
1	LIVING HINGE KIT	10HI8320
2	1/4-20 x 1/2 FHSCS	13FA3110
2	1/4-20 ECONOMY T-NUT	10FA3121

See pages 176-181 for additional fasteners & T-nuts



10HI8313

1.0" LIVING L-PIVOT ARM


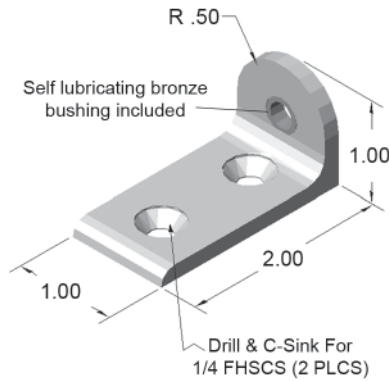


Use 10FA3122 for FAST assembly

RECOMMENDED HARDWARE

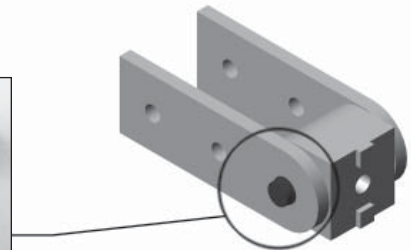

QTY	DESCRIPTION	PART NO.
1	LIVING HINGE KIT	10HI8320
2	1/4-20 x 1/2 FHSCS	13FA3110
2	1/4-20 ECONOMY T-NUT	10FA3121

See pages 36-43 for additional fasteners & T-nuts



10HI8320

LIVING HINGE FASTENER KIT



INCLUDED HARDWARE

QTY	DESCRIPTION	PART NO.
2	5/16 X .25 SHOULDER BOLT	13FA3716
2	1.0 X .031 NYLON WASHER	13FA3746
2	1/2 X .080 NYLON WASHER	13FA3745

See pages 176-181 for additional fasteners & T-nuts



10HI8351

90° LEFT-HAND PIVOT BRACKET


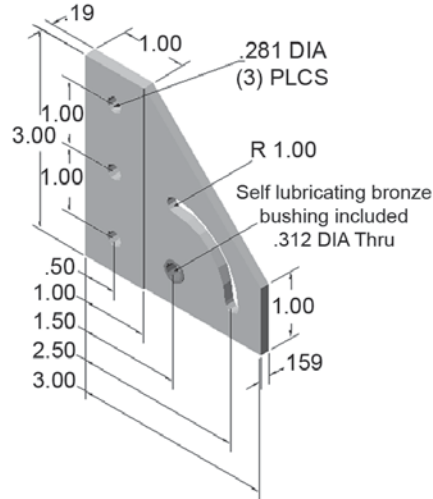


Use 10FA3122 for FAST assembly

RECOMMENDED HARDWARE

QTY	DESCRIPTION	PART NO.
1	"L" HANDLE HINGE KIT	10HI8374
3	1/4-20 x 1/2 FBHSCS	13FA3309
3	1/4-20 ECONOMY T-NUT	10FA3121

See pages 176-181 for additional fasteners & T-nuts



10HI8352

90° RIGHT-HAND PIVOT BRACKET


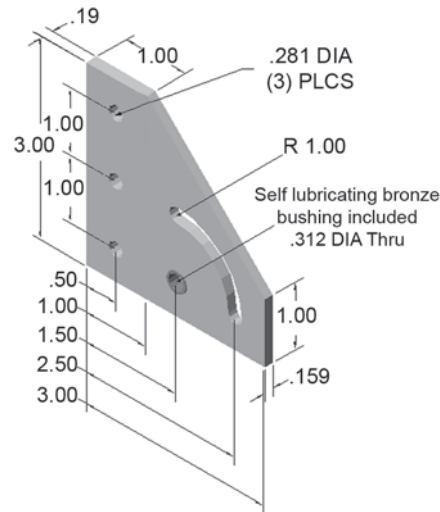


Use 10FA3122 for FAST assembly

RECOMMENDED HARDWARE

QTY	DESCRIPTION	PART NO.
1	"L" HANDLE HINGE KIT	10HI8374
3	1/4-20 x 1/2 FBHSCS	13FA3309
3	1/4-20 ECONOMY T-NUT	10FA3121

See pages 176-181 for additional fasteners & T-nuts



10HI8350

180° PIVOT BRACKET


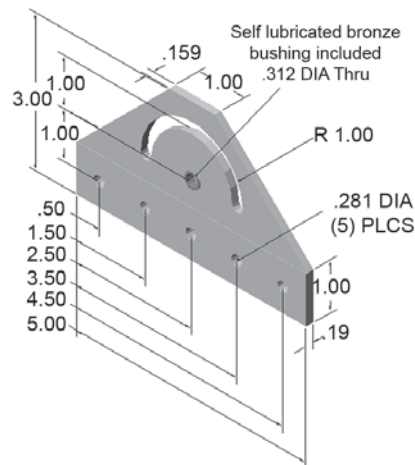


Use 10FA3122 for FAST assembly

RECOMMENDED HARDWARE

QTY	DESCRIPTION	PART NO.
1	"L" HANDLE HINGE KIT	10HI8374
5	1/4-20 x 1/2 FBHSCS	13FA3309
5	1/4-20 ECONOMY T-NUT	10FA3121

See pages 176-181 for additional fasteners & T-nuts






Living Pivot Hinge Assemblies

*Non-stock items - Please call for availability

10HI8321*

0° LIVING HINGE



10HI8302 (1)



10HI8304 (2)

10HI8325*

2° UNIVERSAL LIVING HINGE W/ L-BRACKET



10HI8317 (1)



10HI8313 (2)

10HI8339*

0° LIVING HINGE



10HI8308 (1)



10HI8304 (2)

10HI8326*

0° LIVING HINGE W/ L-BRACKET & ARM



10HI8300 (1)



10HI8304 (1)



10HI8313 (1)

10HI8322*

2° UNIVERSAL LIVING HINGE



10HI8317 (1)



10HI8304 (2)

10HI8327*

90° LIVING HINGE W/ L-BRACKET & ARM



10HI8302 (1)



10HI8304 (1)



10HI8313 (1)

10HI8323*

0° LIVING HINGE W/ L-BRACKET



10HI8300 (1)



10HI8313 (2)

10HI8328*

2° LIVING HINGE W/ L-BRACKET & ARM



10HI8317 (1)



10HI8304 (1)



10HI8313 (1)

10HI8324*

90° LIVING HINGE W/ L-BRACKET



10HI8302 (1)



10HI8313 (2)

• Hardware included for mounting pivot nub to extrusion and arms




Pivot Hinge Assemblies

*Non-stock items - Please call for availability

10HI8329*

0° PIVOT HINGE



10HI8308 (1)



10HI8315 (2)

10HI8334*

2" UNIVERSAL PIVOT HINGE W/ L-BRACKET



10HI8306 (1)



10HI8312 (2)

10HI8330*

90° PIVOT HINGE



10HI8310 (1)



10HI8315 (2)

10HI8335*

0° PIVOT HINGE W/ L-BRACKET & ARM



10HI8308 (1)



10HI8315 (1)



10HI8312 (1)

10HI8331*

2" UNIVERSAL PIVOT HINGE



10HI8306 (1)



10HI8315 (2)

10HI8336*

90° PIVOT HINGE W/ L-BRACKET & ARM



10HI8310 (1)



10HI8315 (1)



10HI8312 (1)

10HI8332*

0° PIVOT HINGE W/ L-BRACKET



10HI8308 (1)



10HI8312 (2)

10HI8337*

2" PIVOT HINGE W/ L-BRACKET & ARM



10HI8306 (1)



10HI8315 (1)



10HI8312 (1)

10HI8333*

90° PIVOT HINGE W/ L-BRACKET



10HI8310 (1)



10HI8312 (2)

• Hardware included for mounting pivot nub to extrusion and arms

RECOMMENDED HARDWARE FOR ARMS

QTY	DESCRIPTION	PART NO.
2	1/4-20 x 1/2 FBHSCS	13FA3300
2	1/4-20 ECONOMY T-NUT	10FA3121

See pages 176-181 for additional fasteners & T-nuts



Use 10FA3122 for FAST assembly

RECOMMENDED HARDWARE FOR L-BRACKETS

QTY	DESCRIPTION	PART NO.
2	5/16-18 x 5/8 FHSCS	13FA3110
1	1/4-20 DOUBLE T-NUT	10FA3122

See pages 176-181 for additional fasteners & T-nuts



Living Pivot Hinge Assemblies

*Non-stock items - Please call for availability

10HI8353*

1.0" LEFT-HAND 90° PIVOT HINGE WITH HANDLE



10HI8308 (1)



10HI8351 (1)

10HI8363*

1.0" 90° PIVOT HINGE WITH HANDLE



10HI8351 (1)



10HI8352 (1)



10HI8306 (1)

10HI8355*

1.0" RIGHT-HAND 90° PIVOT HINGE WITH HANDLE



10HI8308 (1)



10HI8352 (1)

10HI8365*

1.0" 180° PIVOT HINGE WITH HANDLE



10HI8308 (1)



10HI8350 (1)

10HI8357*

2.0" LEFT-HAND 90° PIVOT HINGE WITH HANDLE



10HI8306 (1)



10HI8351 (1)

10HI8367*

2.0" 180° PIVOT HINGE WITH HANDLE



10HI8306 (1)



10HI8350 (1)

10HI8359*

2.0" RIGHT-HAND 90° PIVOT HINGE WITH HANDLE



10HI8306 (1)



10HI8352 (1)

10HI8370*

1.0" 180° PIVOT HINGE WITH HANDLE



10HI8308 (1)



10HI8350 (2)

10HI8361*

1.0" 90° PIVOT HINGE WITH HANDLE



10HI8351 (1)



10HI8308 (1)



10HI8352 (1)

10HI8372*

2.0" 180° PIVOT HINGE WITH HANDLE



10HI8306 (1)



10HI8350 (2)

• Hardware included for mounting pivot nub to extrusion and arms

RECOMMENDED HARDWARE

DESCRIPTION	PART NO.	Qty 10HI8353-10HI8359	Qty 10HI8361-10HI8369	Qty 10HI8365-10HI8367	Qty 10HI8370-10HI8372
1/4-20 x 1/2 BHSCS	13FA3309	3	6	5	10
1/4-20 ECONOMY T-NUT	10FA3121	3	6	5	10

See pages 176-181 for additional fasteners & T-nuts


Faztek Applications



Carts are not always used in material handling applications, as shown here. This unit was specifically designed to accommodate electrical, pneumatic and hydraulic display equipment for a trade show. A storage drawer was added to hold small parts and product literature.

Materials Used:

- 15EX1515 T-Slot aluminum extrusions
- Aluminum panels
- White powder coated steel panel
- Accessory drawer
- Casters
- Various fasteners



Many solutions in one complete package! This shipping table maximizes efficiency by integrating a spool of packaging paper, pull-out scale, and small inventory bays.

Materials Used:


- 15EX1515, 15EX1530 T-Slot aluminum extrusions
- Leveling feet
- Plywood top
- Black wire mesh panels
- Linear motion bearings
- Various fasteners

See additional Faztek applications online at www.faztek.net!



Section 15



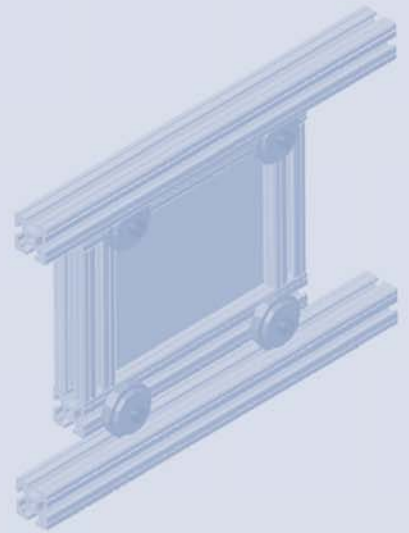
10 Series Linear Motion



Linear Bearings



Roller Wheels






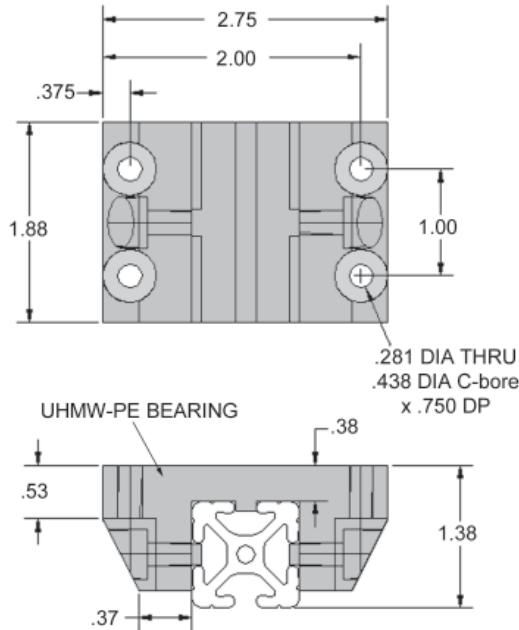
10LM8440

DOUBLE FLANGE LINEAR BEARING

- For use with 1.0" wide extrusions
- Strong, solid one-piece construction
- Self-lubricating UHMW-PE material
- Low coefficient of friction



Do not hang a load from the linear bearing.



RECOMMENDED HARDWARE

QTY	DESCRIPTION	PART NO.
4	1/4-20 x 5/8 SHCS	13FA3304
4	1/4-20 ECONOMY T-NUT	10FA3121

See pages 176-181 for additional fasteners & T-nuts

Perfect for drawer slides, machine stops, part shuttles and more.


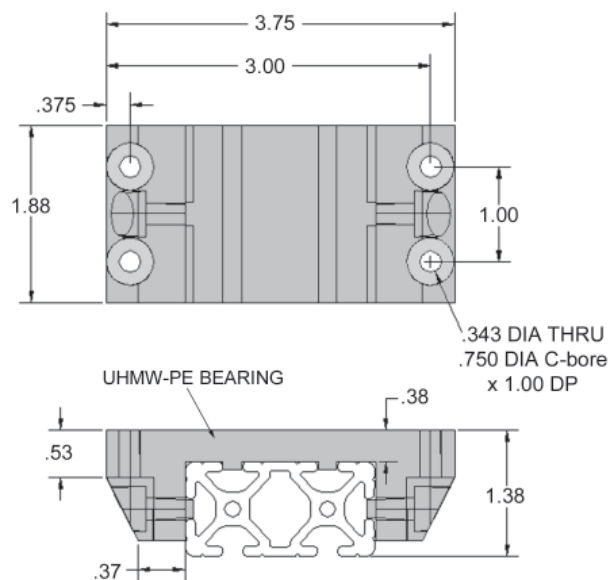
10LM8442

DOUBLE FLANGE LINEAR BEARING

- For use with 1.0" wide extrusions
- Strong, solid one-piece construction
- Self-lubricating UHMW-PE material
- Low coefficient of friction



Do not hang a load from the linear bearing.



RECOMMENDED HARDWARE

QTY	DESCRIPTION	PART NO.
4	1/4-20 x 5/8 SHCS	13FA3304
4	1/4-20 ECONOMY T-NUT	10FA3121


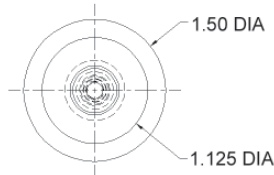
See pages 176-181 for additional fasteners & T-nuts



10LM8404

ROLLER WHEEL

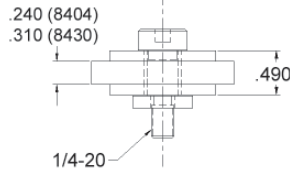
- High strength black nylatron
- Self-lubricating bronze bushing
- Hardware included



10LM8430

DELUXE ROLLER WHEEL

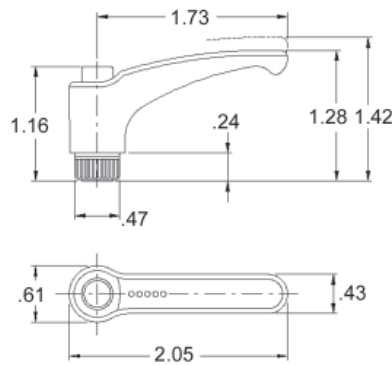
- High strength black nylatron
- Two shielded roller bearings
- Hardware included



10LM8420


RATCHETING L HANDLE BRAKE KIT - PLASTIC

- Lock down linear bearings
- Ratcheting action for quick and easy adjustment



1/4-20 x 3/4" Carriage
Bolt Included

Faztek Applications



Heavy duty machine bases can be designed for just about any type of equipment. As seen here, large joining plates and gusset corner brackets were used in addition to anchor fasteners for increased support. Faztek frames are vibration-proof when proper torque is applied to the fasteners; perfect for machines such as vibratory feeders and similar equipment.

Materials Used:

- 15EX3030 T-Slot aluminum extrusions
- 3" Gusset corner brackets
- Joining plates
- Anti-vibration leveling feet
- Various fasteners



Material handling applications can be designed to handle all types of materials. This application was designed to handle the weight of a standard pallet and its payload. Heavy duty casters allow for mobility when transporting, wrapping, inspecting etc.

Materials Used:

- 15EX1530 T-Slot aluminum extrusions
- Casters
- 45° Supports
- Base plates
- Joining plates
- Various fasteners

See additional Faztek applications online at www.faztek.net!



Section 16

10 Series Accessories



End Caps



T-Slot Cover



Latches & Handles

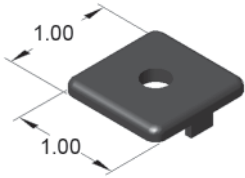


Panel Retainers



10AC7730

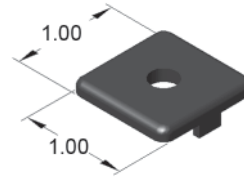
1.0" X 1.0" ENDCAP FOR EX & QE PROFILES



10AC7736 Push-in fastener included

10AC7630

1.0" X 1.0" HEAVY DUTY ENDCAP FOR EX & QE PROFILES

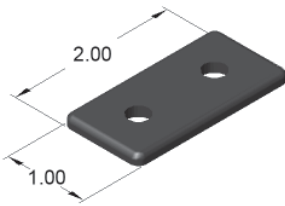


13FA3300 1/4-20 screw included

- 1/4-20 extrusion end tap required!

10AC7732

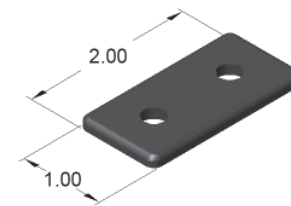
1.0" X 2.0" ENDCAP FOR EX & QE PROFILES



10AC7736 Push-in fasteners included

10AC7632

1.0" X 2.0" HEAVY DUTY ENDCAP FOR EX & QE PROFILES

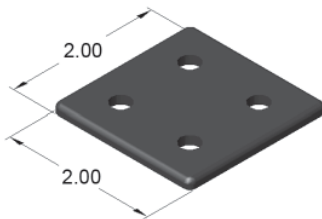


13FA3300 1/4-20 screws included

- 1/4-20 extrusion end tap required!

10AC7734

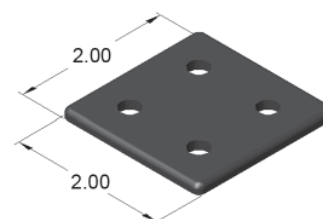
2.0" X 2.0" ENDCAP FOR EX & QE PROFILES



10AC7736 Push-in fasteners included

10AC7634

2.0" X 2.0" HEAVY DUTY ENDCAP FOR EX & QE PROFILES



13FA3300 1/4-20 screws included

- 1/4-20 extrusion end tap required!



10AC7750

YELLOW T-SLOT COVER

10AC7751


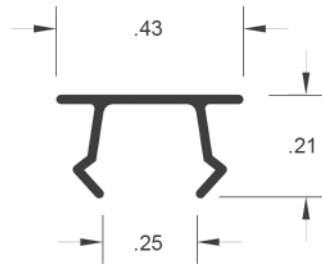
BLACK T-SLOT COVER

10AC7752

BLUE T-SLOT COVER

10AC7753

GRAY T-SLOT COVER



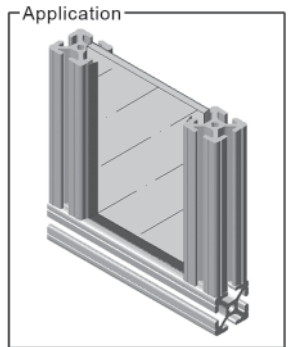
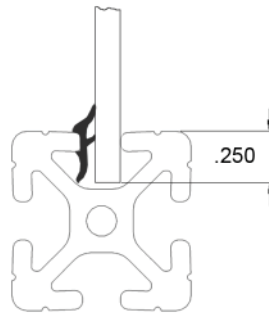

STOCK LENGTH = 96.0"

- Presses easily into t-slot
- Keeps t-slots covered and clean
- Provides a clean, finished look to any project

10AC7800

RUBBER PANEL GASKET

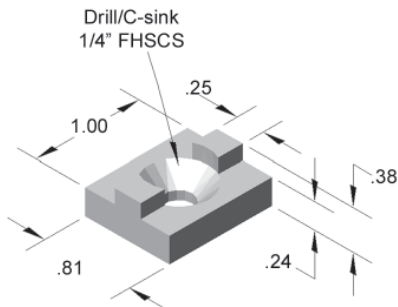
SOLD BY THE FOOT



- Holds panels tight
- Eliminates rattling
- Inserts after panel is installed
- Black silicone rubber material


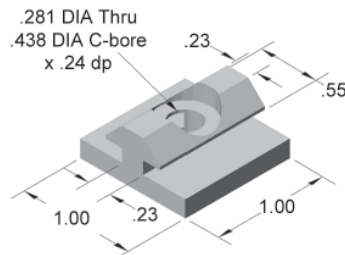
10AC7850

UHMW BI-FOLD DOOR GLIDE



10AC7855

UHMW HANGING BI-FOLD DOOR GLIDE

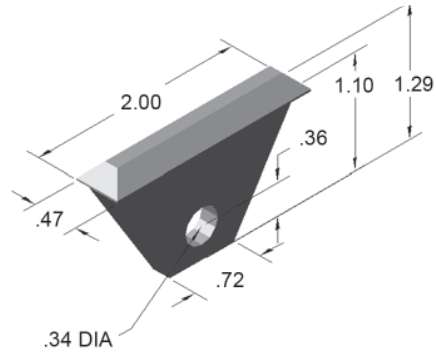


- Saves space
- Great alternative for sliding doors
- White UHMW polyethylene material



10AC7760

TOOL HANGER

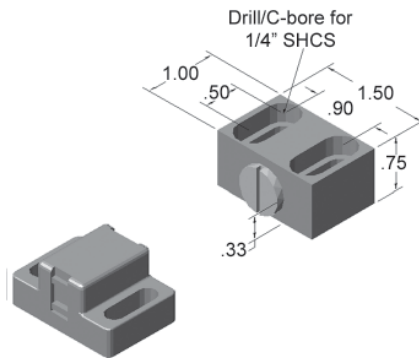


- 75 lb capacity
- Great for air tools/cable reels
- High strength black nylon

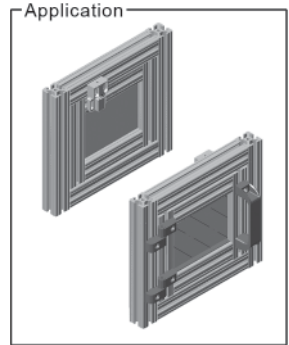


10AC7976* (non-stock)

MAGNETIC CATCH W/ BRACKET

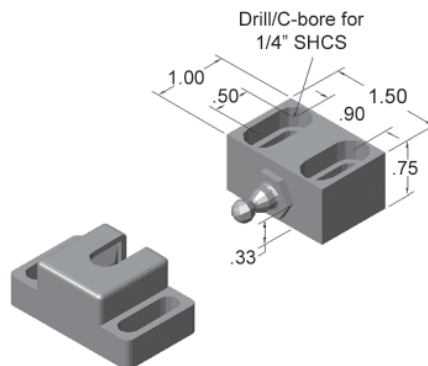


- Mounting hardware included
- Aluminum block w/ plastic catch

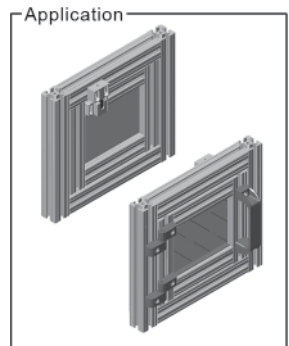


10AC7980* (non-stock)

BALL LATCH CATCH W/ BRACKET



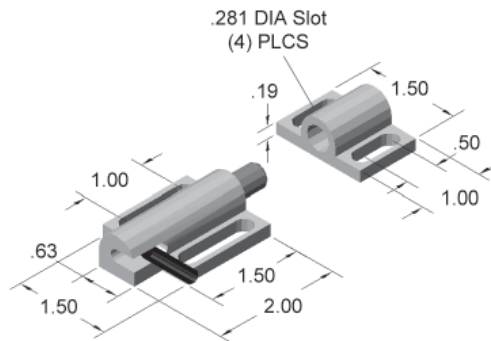
- Mounting hardware included
- Aluminum block w/ plastic catch






10AC7762

DEADBOLT LATCH - SIDE RELEASE

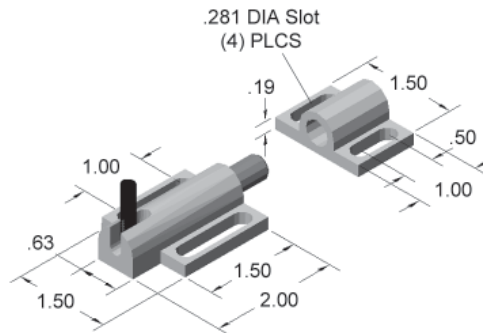


- Hardware included
- Spring loaded
- Aluminum construction




10AC7768

DEADBOLT LATCH - TOP RELEASE

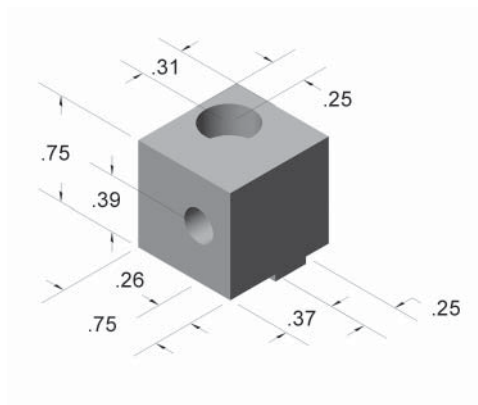


- Hardware included
- Spring loaded
- Aluminum construction

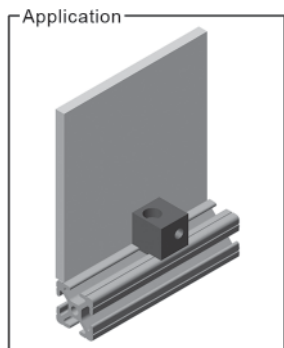


10AC7807

ALUMINUM PANEL MOUNT BLOCK



- Hardware included
- Aluminum construction



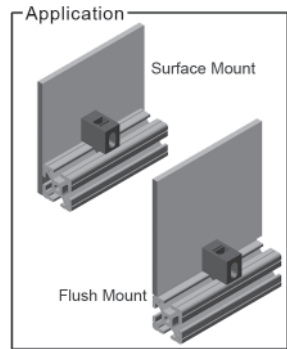
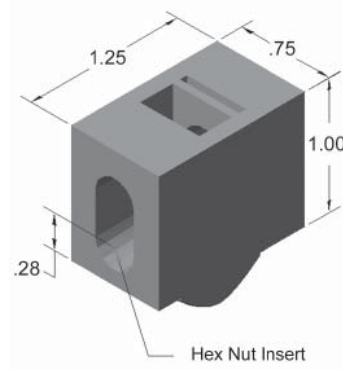


10AC7820

1/4 TURN PANEL MOUNT BLOCK
(1/4-20 HARDWARE)

To calculate panel size, subtract 0.13" from your inside width and inside length.

- Bolt kit included for panel mounting
- Black high strength nylon material
- Surface or flush mount option

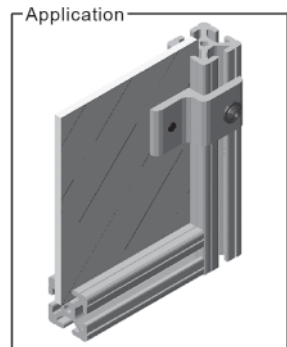
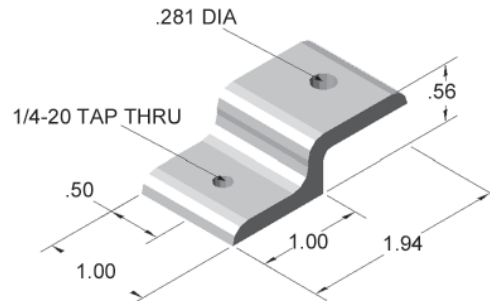


10AC7810

1.0" PANEL RETAINER



Place panel retainers around the perimeter of the frame every 24" to properly secure the panel.



RECOMMENDED HARDWARE

QTY	DESCRIPTION	PART NO.
2	1/4-20 x 1/2 FBHSCS	13FA3309
1	1/4-20 ECONOMY T-NUT	10FA3121

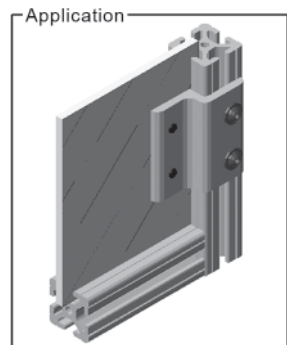
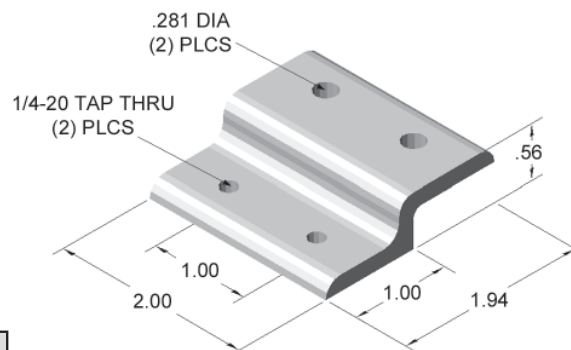
See pages 176-181 for additional fasteners & T-nuts

10AC7814* (non-stock)

2.0" PANEL RETAINER



Place panel retainers around the perimeter of the frame every 24" to properly secure the panel.



RECOMMENDED HARDWARE

QTY	DESCRIPTION	PART NO.
4	1/4-20 x 1/2 FBHSCS	13FA3309
1	1/4-20 ECONOMY T-NUT	10FA3121

See pages 176-181 for additional fasteners & T-nuts

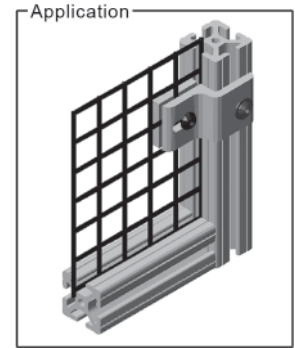



10AC7806

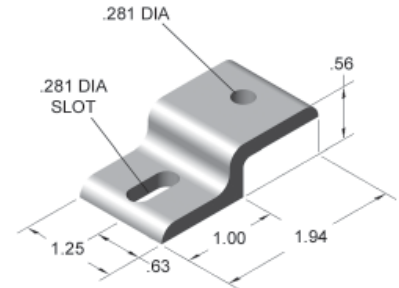
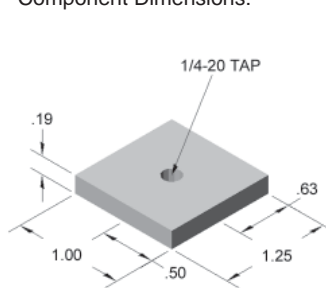
1.0" MESH RETAINER



Place mesh retainers around the perimeter of the frame every 24" to properly secure the panel.



Component Dimensions:



RECOMMENDED HARDWARE

QTY	DESCRIPTION	PART NO.
1	1/4-20 x 1/2 FBHSCS	13FA3309
1	1/4-20 ECONOMY T-NUT	10FA3121

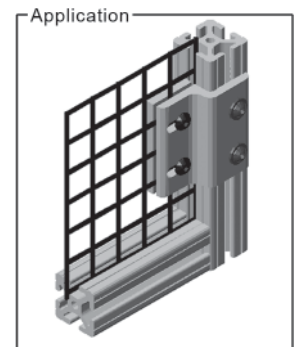

See pages 176-181 for additional fasteners & T-nuts

10AC7817* (non-stock)

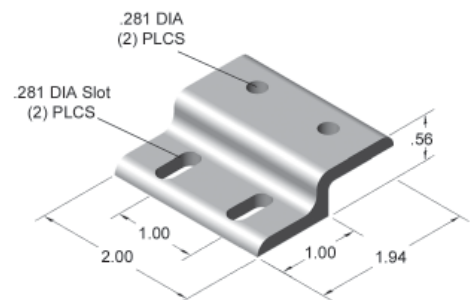
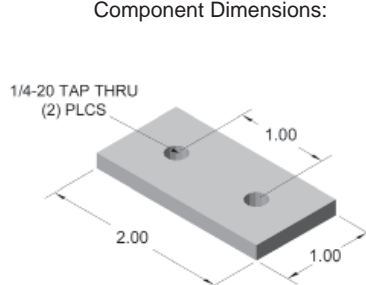
2.0" MESH RETAINER



Place mesh retainers around the perimeter of the frame every 24" to properly secure the panel.



Component Dimensions:



RECOMMENDED HARDWARE

QTY	DESCRIPTION	PART NO.
2	1/4-20 x 1/2 FBHSCS	13FA3309
1	1/4-20 ECONOMY T-NUT	10FA3121

See pages 176-181 for additional fasteners & T-nuts

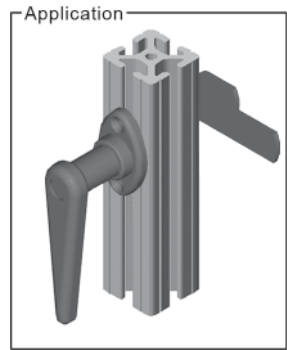
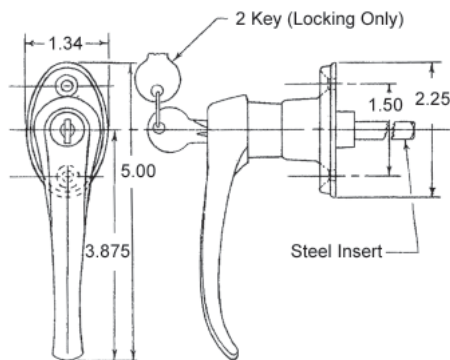


10AC7950

LOCKING DOOR HANDLE - CHROME
360° ROTATION

10AC7953

NON-LOCKING DOOR HANDLE - CHROME
360° ROTATION


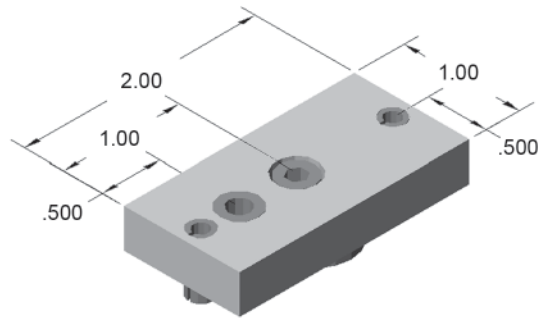


- Hardware included
- Requires door latch machining service - **10MA9072** (pg. 173)




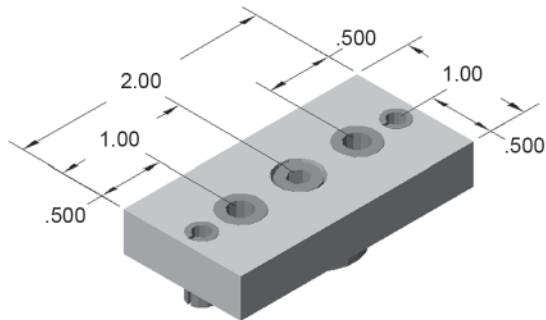
10AC7400

1.0" x 1.0" ACCESS HOLE JIG




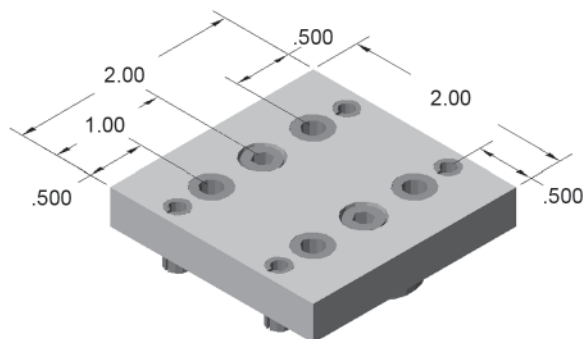
10AC7401

1.0" x 2.0" ACCESS HOLE JIG



10AC7402

2.0" x 2.0" ACCESS HOLE JIG



- Hardware included
- Drill access holes on site
- Dowel pins eliminate pivot point
- Hardened drill bushing for long life



Faztek Applications



Faztek can assemble your project for you! Whether it's one unit or 20, you can save time and resources by using our assembly service. This batch of carts was assembled and shipped complete to the customer to provide a specific material handling requirement.

Materials Used:

- 15EX1515 T-Slot aluminum extrusions
- 45° Supports
- Joining plates
- Large locking casters
- Steel shelves
- Various fasteners



Safety guarding with interlock switches keep employees safe. This guard was designed with large hinged doors in front with an interlock switch mounted above the door. The machine running inside will automatically shut down if the door is opened to prevent possible injury.

Materials Used:

- 15EX1530, 15EX3030 T-Slot aluminum extrusions
- Adjustable floor mount feet
- Lift-off nylon hinges
- Plastic door handles
- 1" x 1" black wire mesh panel

See additional Faztek applications online at www.faztek.net!



Section 17


10 Series Floor To Frame



Floor Mount Feet



Deluxe Floor
Mount Base Plates



Base Plates

The following floor-to-frame components complete your project by allowing you to add mobility with casters, or an anchored floor mount foot for secure placement. Base plates are required for some casters and leveling feet, so please check for compatibility before designing your project.

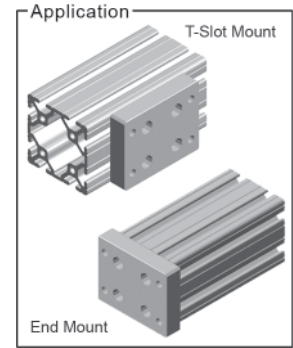
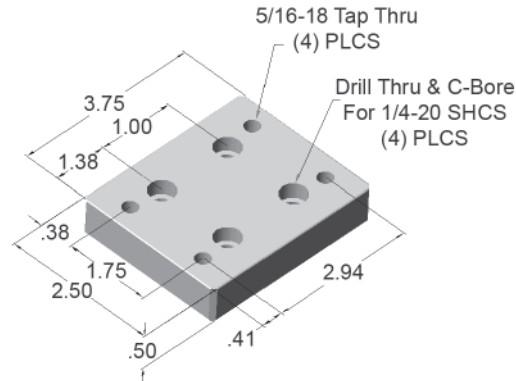




10BP2588

FLANGE MOUNT CASTER BASE PLATE

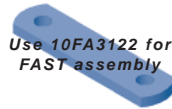
- Mounts on the extrusion end or side
- End mount requires tapping service



RECOMMENDED HARDWARE: T-SLOT MOUNT

QTY	DESCRIPTION	PART NO.
4	1/4-20 x 1/2 SHCS	13FA3303
4	1/4-20 ECONOMY T-NUT	10FA3121

See pages 176-181 for additional fasteners & T-nuts



RECOMMENDED CASTERS

PAGE	DESCRIPTION	PART NO.
130	4" SWIVEL CASTER W/ BRAKE	13CA8102
130	4" RIGID CASTER	13CA8103
131	5" SWIVEL CASTER W/ BRAKE	13CA8108
131	5" RIGID CASTER	13CA8110
131	3.5" SWIVEL CASTER W/ BRAKE	13CA8113
131	3.5" RIGID CASTER	13CA8114
130	5" RIGID CASTER	13CA8115
130	5" SWIVEL CASTER W/ BRAKE	13CA8116

RECOMMENDED HARDWARE: END MOUNT

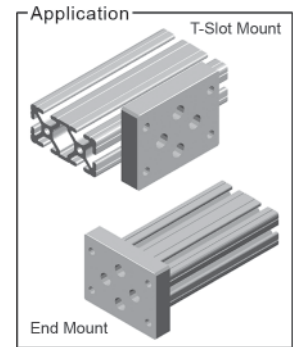
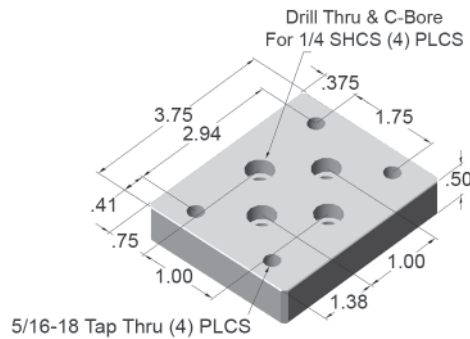
QTY	DESCRIPTION	PART NO.
4	1/4-20 x 3/4 SHCS	13FA3305

See pages 176-181 for additional fasteners & T-nuts

10BP2589

FLANGE MOUNT CASTER BASE PLATE

- Mounts on the extrusion end or side
- End mount requires tapping service



RECOMMENDED HARDWARE: T-SLOT MOUNT

QTY	DESCRIPTION	PART NO.
4	1/4-20 x 1/2 SHCS	13FA3303
4	1/4-20 ECONOMY T-NUT	10FA3121

See pages 176-181 for additional fasteners & T-nuts



RECOMMENDED CASTERS

PAGE	DESCRIPTION	PART NO.
130	4" SWIVEL CASTER W/ BRAKE	13CA8102
130	4" RIGID CASTER	13CA8103
131	5" SWIVEL CASTER W/ BRAKE	13CA8108
131	5" RIGID CASTER	13CA8110
131	3.5" SWIVEL CASTER W/ BRAKE	13CA8113
131	3.5" RIGID CASTER	13CA8114
130	5" RIGID CASTER	13CA8115
130	5" SWIVEL CASTER W/ BRAKE	13CA8116

RECOMMENDED HARDWARE: END MOUNT

QTY	DESCRIPTION	PART NO.
4	1/4-20 x 3/4 SHCS	13FA3305

See pages 176-181 for additional fasteners & T-nuts



10BP2575*

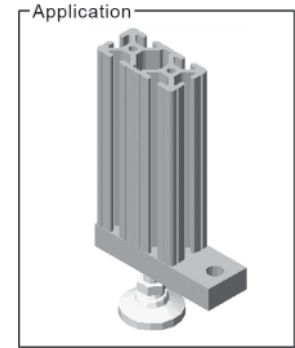
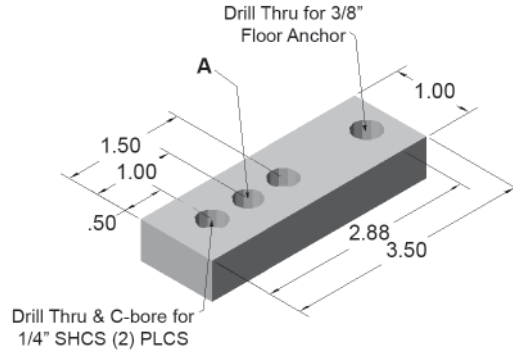
1.0" x 2.0" FLOOR ANCHORING BASE PLATE
'A' TAP THRU = 1/4-20

10BP2576*

1.0" x 2.0" FLOOR ANCHORING BASE PLATE
'A' TAP THRU = 3/8-16

- Mounts on the extrusion end or side
- End mount requires tapping service

*Non-stock items - Please call for availability



RECOMMENDED HARDWARE: T-SLOT MOUNT

QTY	DESCRIPTION	PART NO.
4	1/4-20 x 1/2 SHCS	13FA3303
4	1/4-20 ECONOMY T-NUT	10FA3121

See pages 176-181 for additional fasteners & T-nuts

RECOMMENDED HARDWARE: END MOUNT

QTY	DESCRIPTION	PART NO.
4	1/4-20 x 3/4 SHCS	13FA3305

See pages 176-181 for additional fasteners & T-nuts

10BP2577*

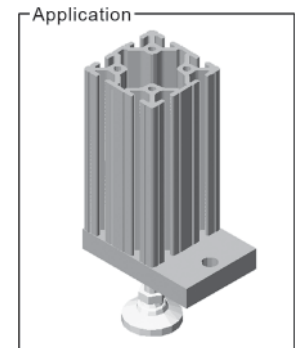
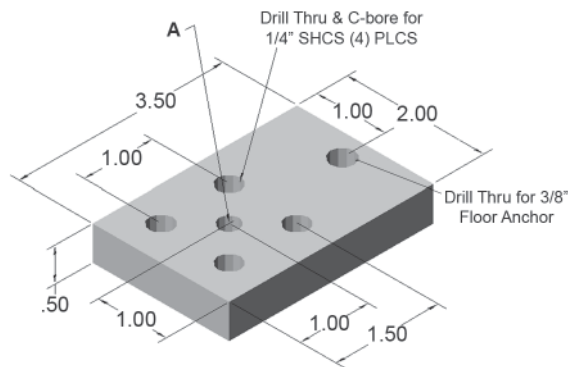
2.0" x 2.0" FLOOR ANCHORING BASE PLATE
'A' TAP THRU = 3/8-16

10BP2578*

2.0" x 2.0" FLOOR ANCHORING BASE PLATE
'A' TAP THRU = 1/2-13

- Mounts on the extrusion end or side
- End mount requires tapping service

*Non-stock items - Please call for availability



RECOMMENDED HARDWARE: T-SLOT MOUNT

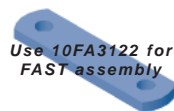
QTY	DESCRIPTION	PART NO.
4	1/4-20 x 1/2 SHCS	13FA3303
4	1/4-20 ECONOMY T-NUT	10FA3121

See pages 176-181 for additional fasteners & T-nuts

RECOMMENDED HARDWARE: END MOUNT

QTY	DESCRIPTION	PART NO.
4	1/4-20 x 3/4 SHCS	13FA3305

See pages 176-181 for additional fasteners & T-nuts





10BP2564

1.0" x 2.0" BASE PLATE
'A' TAP THRU = 1/4-20

10BP2565


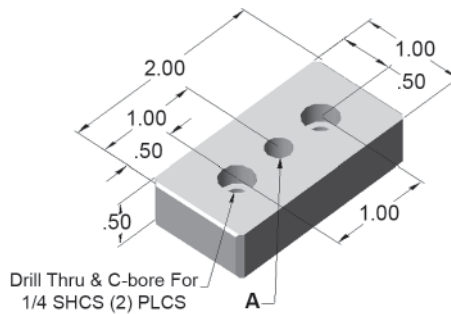
1.0" x 2.0" BASE PLATE
'A' TAP THRU = 3/8-16

10BP2566

1.0" x 2.0" BASE PLATE
'A' TAP THRU = 7/16-14

10BP2567

1.0" x 2.0" BASE PLATE
'A' TAP THRU = 1/2-13



RECOMMENDED HARDWARE: T-SLOT MOUNT

QTY	DESCRIPTION	PART NO.
2	1/4-20 x 1/2 SHCS	13FA3303
2	1/4-20 ECONOMY T-NUT	10FA3121

See pages 176-181 for additional fasteners & T-nuts

RECOMMENDED HARDWARE: END MOUNT

QTY	DESCRIPTION	PART NO.
2	1/4-20 x 3/4 SHCS	13FA3305

See pages 176-181 for additional fasteners & T-nuts

- Mounts on the extrusion end or side
- End mount requires tapping service

10BP2568

2.0" x 2.0" BASE PLATE
'A' TAP THRU = 3/8-16

10BP2569

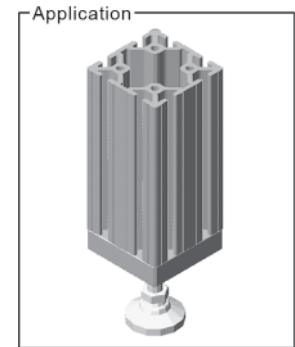
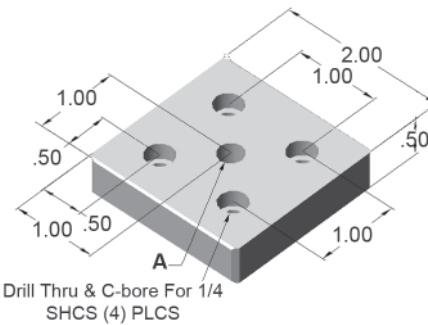
2.0" x 2.0" BASE PLATE
'A' TAP THRU = 7/16-14

10BP2560

2.0" x 2.0" BASE PLATE
'A' TAP THRU = 1/2-13

10BP2579

2.0" x 2.0" BASE PLATE
'A' TAP THRU = 3/4-10



RECOMMENDED HARDWARE: T-SLOT MOUNT

QTY	DESCRIPTION	PART NO.
4	1/4-20 x 1/2 SHCS	13FA3303
4	1/4-20 ECONOMY T-NUT	10FA3121

See pages 176-181 for additional fasteners & T-nuts

RECOMMENDED HARDWARE: END MOUNT

QTY	DESCRIPTION	PART NO.
4	1/4-20 x 3/4 SHCS	13FA3305

See pages 176-181 for additional fasteners & T-nuts

- Mounts on the extrusion end or side
- End mount requires tapping service





10BP2570*

CORNER BASE PLATE
'A' TAP THRU = 3/8-16

10BP2572*

CORNER BASE PLATE
'A' TAP THRU = 7/16-14


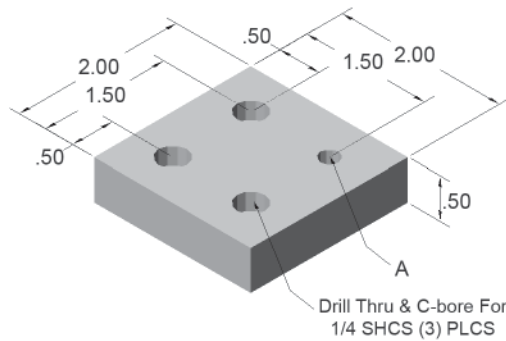
10BP2571*

CORNER BASE PLATE
'A' TAP THRU = 1/2-13

10BP2573*

CORNER BASE PLATE
'A' TAP THRU = 3/4-10

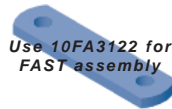
*Non-stock items - Please call for availability



RECOMMENDED HARDWARE: T-SLOT MOUNT

QTY	DESCRIPTION	PART NO.
3	1/4-20 x 1/2 SHCS	13FA3303
3	1/4-20 ECONOMY T-NUT	10FA3121

See pages 176-181 for additional fasteners & T-nuts



RECOMMENDED HARDWARE: END MOUNT

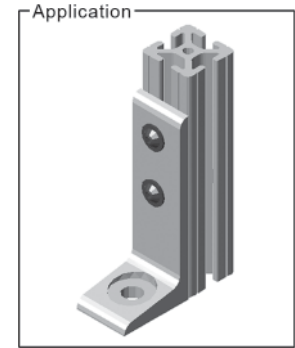
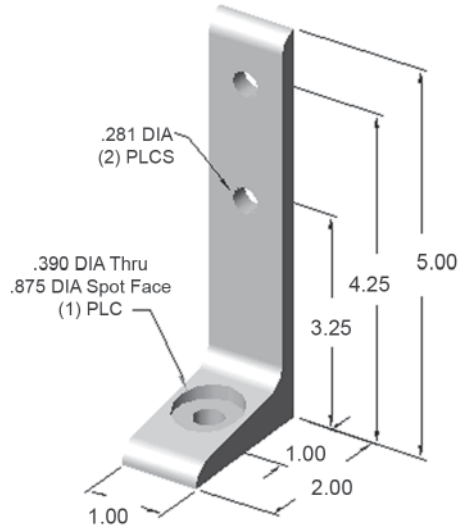
QTY	DESCRIPTION	PART NO.
3	1/4-20 x 3/4 SHCS	13FA3305

See pages 176-181 for additional fasteners & T-nuts



10FF5611

1.0" FLOOR MOUNT FOOT



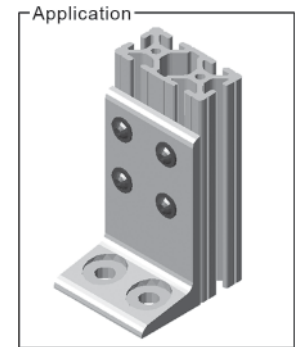
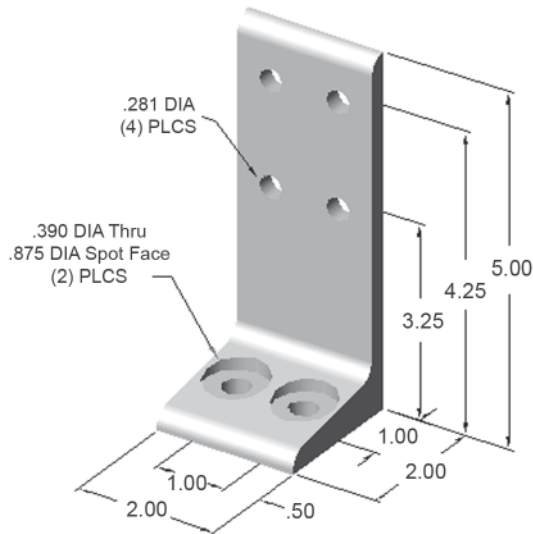
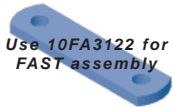
RECOMMENDED HARDWARE

QTY	DESCRIPTION	PART NO.
2	1/4-20 x 1/2 FBHSCS	13FA3309
2	1/4-20 ECONOMY T-NUT	10FA3121

See pages 176-181 for additional fasteners & T-nuts

10FF5612

2.0" FLOOR MOUNT FOOT



RECOMMENDED HARDWARE

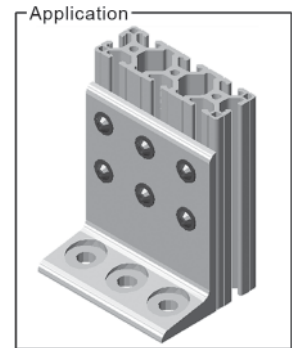
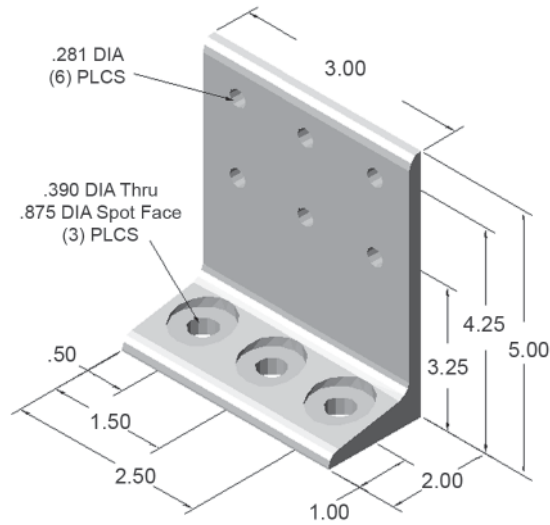
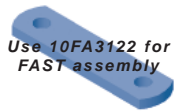
QTY	DESCRIPTION	PART NO.
4	1/4-20 x 1/2 FBHSCS	13FA3309
4	1/4-20 ECONOMY T-NUT	10FA3121

See pages 176-181 for additional fasteners & T-nuts



10FF5613* (non-stock)

3.0" FLOOR MOUNT FOOT




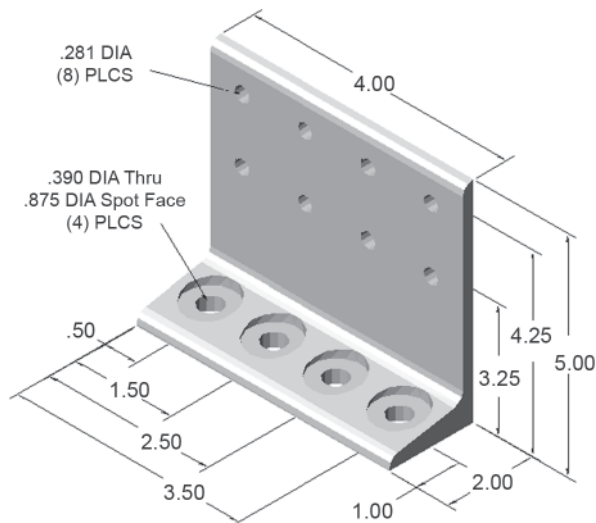
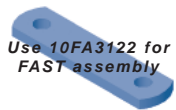
RECOMMENDED HARDWARE

QTY	DESCRIPTION	PART NO.
6	1/4-20 x 1/2 FBHSCS	13FA3309
6	1/4-20 ECONOMY T-NUT	10FA3121

See pages 176-181 for additional fasteners & T-nuts

10FF5614* (non-stock)

4.0" FLOOR MOUNT FOOT



RECOMMENDED HARDWARE

QTY	DESCRIPTION	PART NO.
8	1/4-20 x 1/2 FBHSCS	13FA3309
8	1/4-20 ECONOMY T-NUT	10FA3121


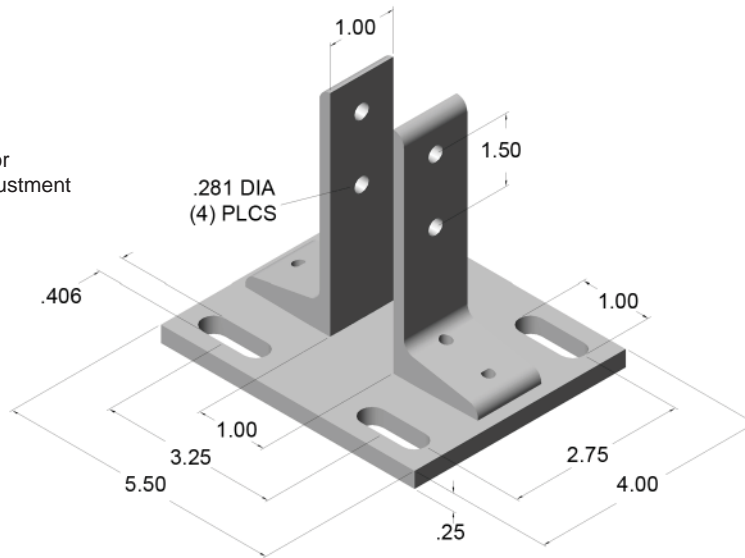
See pages 176-181 for additional fasteners & T-nuts



10FF5820

1.0" x 1.0" DELUXE FLOOR MOUNT BASE PLATE

- Provides greater stability
- Securely mounts frame to the floor
- Base plate slots provide easy adjustment



RECOMMENDED HARDWARE

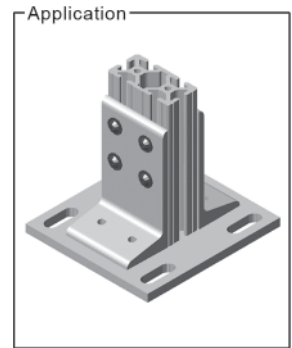
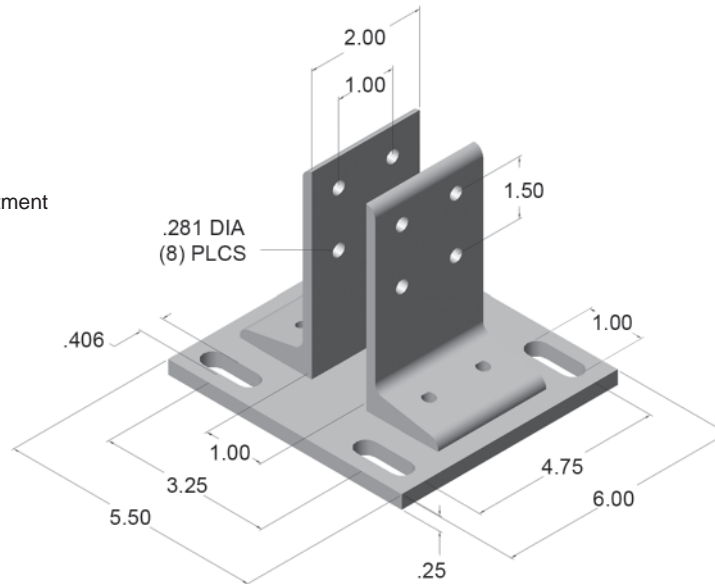
QTY	DESCRIPTION	PART NO.
4	1/4-20 x 1/2 FBHSCS	13FA3309
2	1/4-20 DOUBLE T-NUT	10FA3122

See pages 176-181 for additional fasteners & T-nuts

10FF5821

1.0" x 2.0" DELUXE FLOOR MOUNT BASE PLATE

- Provides greater stability
- Securely mounts frame to the floor
- Base plate slots provide easy adjustment



RECOMMENDED HARDWARE

QTY	DESCRIPTION	PART NO.
8	1/4-20 x 1/2 FBHSCS	13FA3309
4	1/4-20 DOUBLE T-NUT	10FA3122

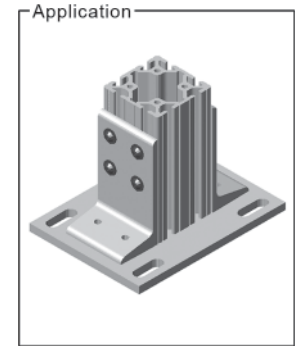
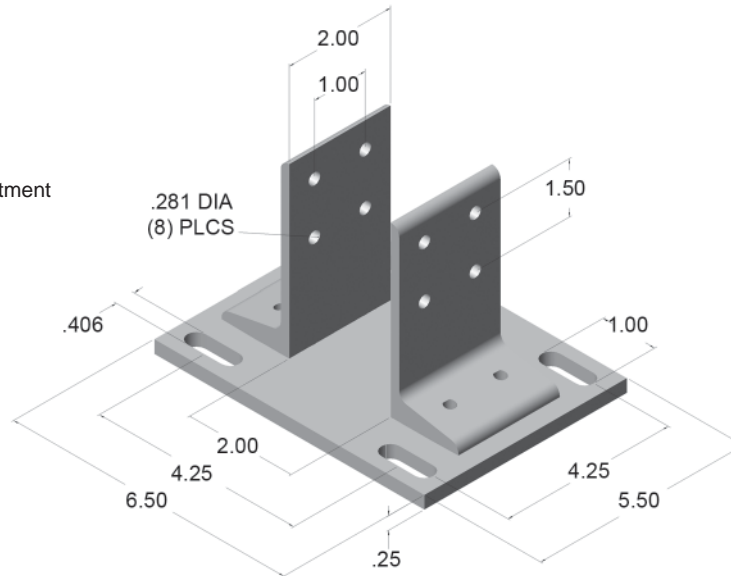
See pages 176-181 for additional fasteners & T-nuts



10FF5823

2.0" x 2.0" DELUXE FLOOR MOUNT BASE PLATE

- Provides greater stability
- Securely mounts frame to the floor
- Base plate slots provide easy adjustment



RECOMMENDED HARDWARE

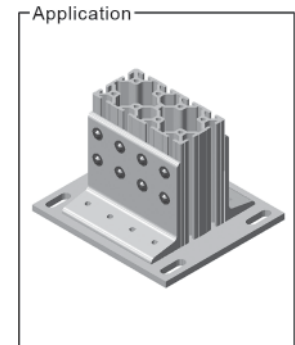
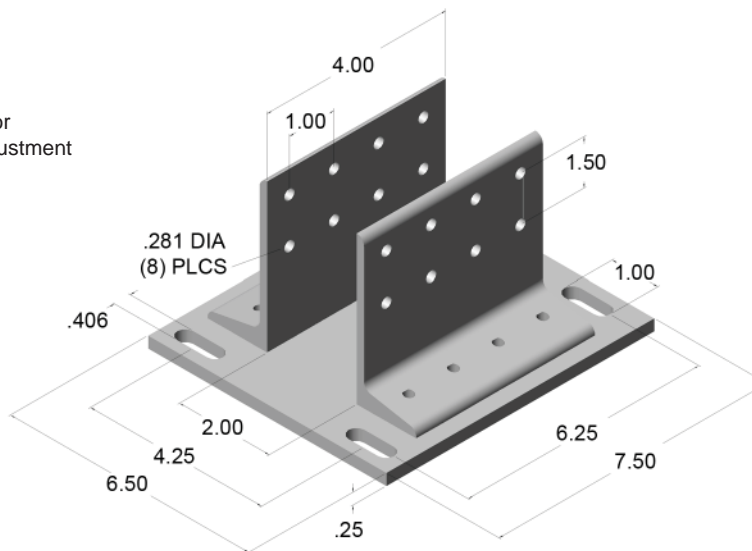
QTY	DESCRIPTION	PART NO.
8	1/4-20 x 1/2 FBHSCS	13FA3309
4	1/4-20 DOUBLE T-NUT	10FA3122

See pages 176-181 for additional fasteners & T-nuts

10FF5824* (non-stock)

2.0" x 4.0" DELUXE FLOOR MOUNT BASE PLATE

- Provides greater stability
- Securely mounts frame to the floor
- Base plate slots provide easy adjustment



RECOMMENDED HARDWARE

QTY	DESCRIPTION	PART NO.
16	1/4-20 x 1/2 FBHSCS	13FA3309
8	1/4-20 DOUBLE T-NUT	10FA3122

See pages 176-181 for additional fasteners & T-nuts

Faztek Applications



This heavy-duty workbench, shown without a top, provides a sturdy workspace along with a horizontal bar for hanging tools and other equipment above.

Materials Used:

- 15EX3030, 15EX1515 T-Slot aluminum extrusions
- Joining plates
- Plastic end caps
- Gusset corner brackets
- Various fasteners



Lifting doors grant easy access inside this guard. As parts pass along a conveyor fed thru the guard, an employee can inspect and adjust tooling as necessary. Clear polycarbonate panel maintains clear vision inside the unit.

Materials Used:


- 15EX1515L, 15EX1530 T-Slot aluminum extrusions
- 1/4" Clear polycarbonate panels
- Custom hinge solution
- Plastic door handles
- Black T-Slot cover
- Various fasteners

See additional Faztek applications online at www.faztek.net!



Section 18

40 Series Extrusions & Accessories



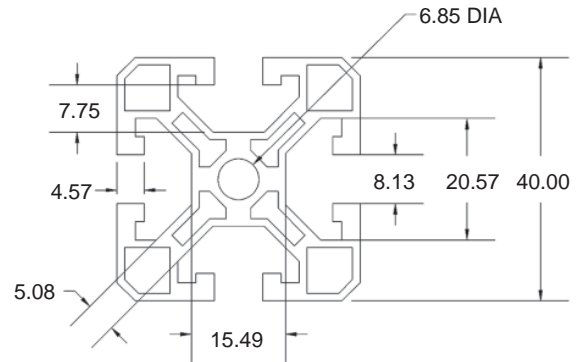

- Metric Extrusion Profiles
- Fasteners
- Brackets
- Accessories



40QE4040UL

40MM" X 40MM ULTRA-LITE T-SLOTTED ALUMINUM EXTRUSION

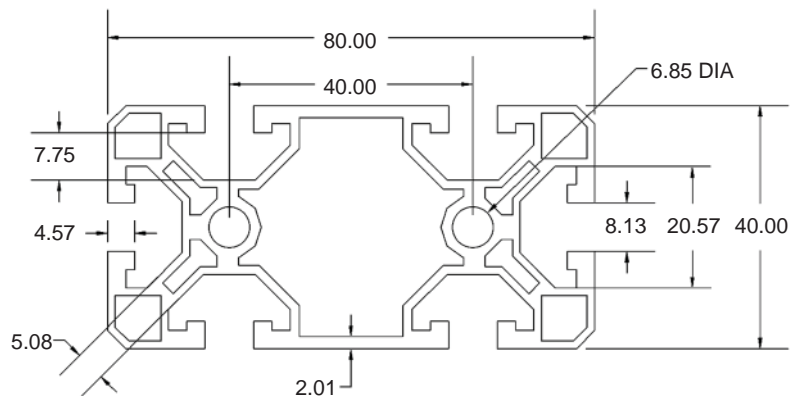

40QE4040UL T-SLOTTED EXTRUSION	
MATERIAL	6063-T6
FINISH	CLEAR ANODIZE
	204R1 / .0004dp
SURFACE HARDNESS	250HV
WEIGHT PER FOOT	1.002 LBS
STOCK LENGTHS	97" +/- .125
	145" +/- .125
	194" +/- .125
MOMENT OF INERTIA	IX = .2000 ⁱⁿ⁴
	IY = .2000 ⁱⁿ⁴
ESTIMATED AREA	.852 SQ. IN.



40QE4080UL

40MM" X 80MM ULTRA-LITE T-SLOTTED ALUMINUM EXTRUSION

40QE4080UL T-SLOTTED EXTRUSION	
MATERIAL	6063-T6
FINISH	CLEAR ANODIZE
	204R1 / .0004dp
SURFACE HARDNESS	250HV
WEIGHT PER FOOT	1.580 LBS
STOCK LENGTHS	97" +/- .125
	145" +/- .125
	194" +/- .125
MOMENT OF INERTIA	IX = .3700 ⁱⁿ⁴
	IY = 1.431 ⁱⁿ⁴
ESTIMATED AREA	1.344 SQ. IN.





Extrusion Cut-to-Length Service

Faztek can accurately cut your extrusions to the length you need. Ordering is simple - just specify the type, quantity and length of the extrusions you require.

Service No.	Description
15MA9006	CUT SERVICE FOR 40MM x 40MM EXTRUSIONS
15MA9007	CUT SERVICE FOR 40MM x 80MM EXTRUSIONS



Advantages:

- High-precision equipment
- Tolerance of +/- .015"
- Squareness = .002" per inch

Extrusion End Tap Service


Tapping the end of extrusions adds flexibility to your project. Attach casters, leveling feet, end fasteners, plates and much more quickly and easily with minimal hardware.

Service No.	Description
5/16-18 SIZE TAP SERVICES	
15MA9050	TAP FOR 40MM x 40MM PROFILES
15MA9051	TAP FOR 40MM x 80MM PROFILES
M8 X 1.25 SIZE TAP SERVICES	
15MA9056	TAP FOR 40MM x 40MM PROFILES
15MA9057	TAP FOR 40MM x 80MM PROFILES



Tap services are per end of extrusion

End taps make it easy to add accessories...





Anchor/Butt Fastener Counterbore Service

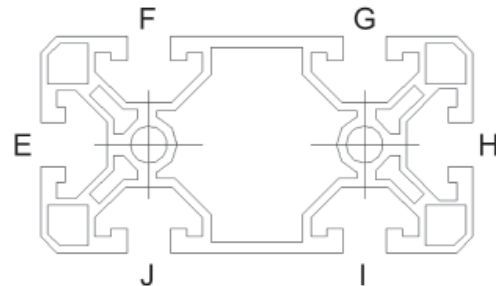
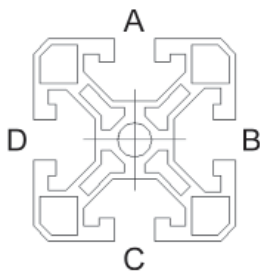
Anchor Fasteners provide a strong and adjustable connection method for aluminum extrusions. Butt fasteners are similar, using the same service but connect two extrusions together to extend the length.

Service No.	Description
15MA9071	ANCHOR/BUTT FASTENER COUNTERBORE SERVICE

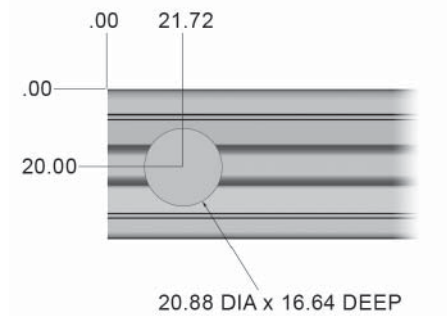
See page 268 for fastener information

- Very strong connection method
- Tolerance on counterbores is +/- .015"
- Clean, flush appearance


Service Locations - Please specify when ordering




Counterbore Detail




For use with:



Anchor Fasteners



Butt Fasteners



*Counterbore service is per location.

For example, a length of 40QE4040UL extrusion with a 15MA9071 service @ location A in both ends will include two counterbores.

A length of 40QE4080UL with a 15MA9071 service @ location FGIJ in both ends will include eight counterbores.

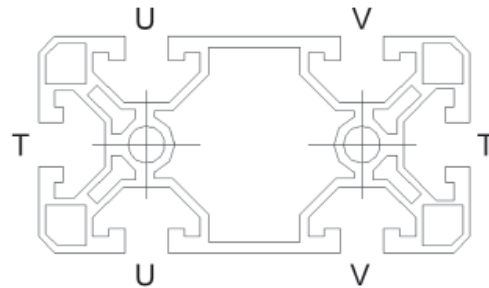
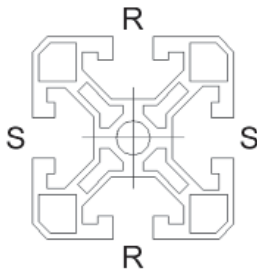


Access Hole Drilling Service

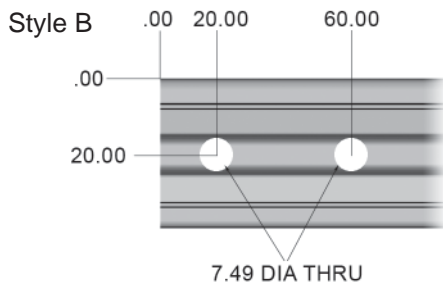
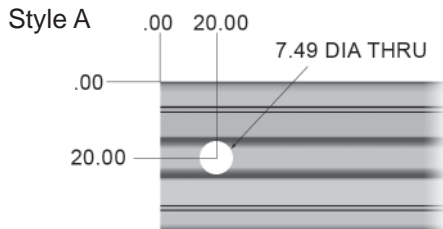
Access holes are required to allow a tool to enter through an extrusion when using end fasteners. This method of connecting extrusions offers a clean, hidden look.

Service No.	Description
15MA9060	ACCESS HOLE SERVICE (.295 DIA) - STANDARD
15MA9061	ACCESS HOLE SERVICE (.060 - .294 DIA)
15MA9073	ACCESS HOLE SERVICE (.296 - .500 DIA)

Service Locations - Please specify when ordering



Access Hole Detail



For use with:



End Fasteners

*Access hole service is per location.

Style A example: A length of 40QE4040UL extrusion with a 15MA9060 service in location R @ 'Style A' in both ends will include two access holes.

Open example: A length of 40QE4080UL with a 15MA9060 service in location U @ .75, 5.00, and V @ 1.75, 9.50 in both ends will include eight access holes.



Miter Cut Service

Miter cuts provide extra strength for heavy-duty applications, or as a reinforcement to other connection methods. All 40 Series extrusions can be cut from 30° to 90°.

Service No.	Description
15MA9065	MITER CUT FOR 40MM x 40MM EXTRUSIONS
15MA9066	MITER CUT FOR 40MM x 80MM EXTRUSIONS

- Service is per end
- When ordering extrusions with miter cuts, please submit a drawing for quick, accurate processing.

Miter Cut Service - With Counterbores

Extrusions with miter cuts and counterbores provide a complete method of connecting two extrusions. All 40 Series extrusions can be cut with counterbores from 45° to 90°.

Service No.	Description
15MA9068	MITER CUT/C-BORE FOR 40MM x 40MM EXTRUSIONS
15MA9069	MITER CUT/C-BORE FOR 40MM x 80MM EXTRUSIONS

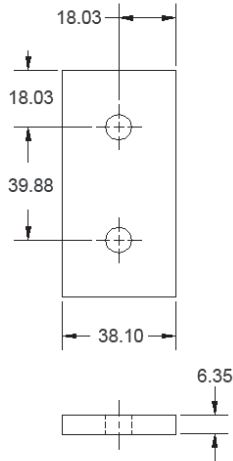
- Service is per end
- Maximum length = 72.0"
- When ordering extrusions with miter cuts, please submit a drawing to ensure quick, accurate processing.



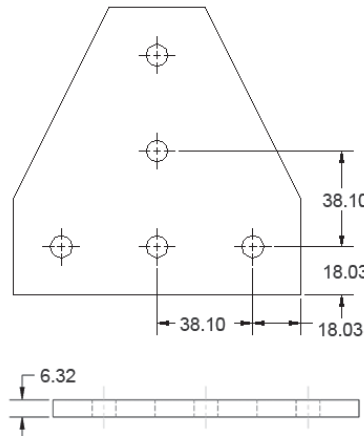


Please review the following bolt pattern dimensions which apply to all 40 Series Corner Brackets and Joining Plates.

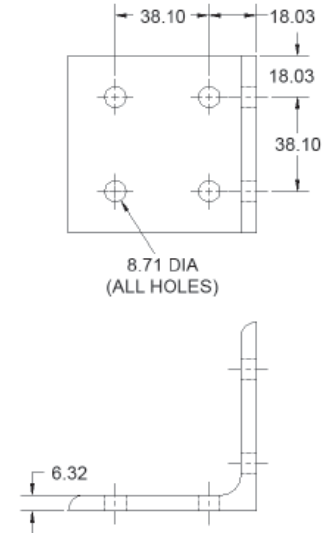
Joining Strips



Joining Plates



Corner Brackets



JOINING PLATE & CORNER BRACKET PROPERTIES	
MATERIAL	6061-T6
FINISH	CLEAR ANODIZE
HOLE DIAMETER	8.71mm



Pre-load fasteners into brackets before assembly to save time. See page 6 for details.

Joining Strips & Plates - used to connect two or more extrusions at various angles. Joining strips are fastened to the exterior of extrusions with a combination of T-nuts and flanged button heads.

Corner Brackets - used to connect two extrusions at 90° angles. Most corner brackets are fastened on the inside of extrusions with a combination of T-nuts and button heads.

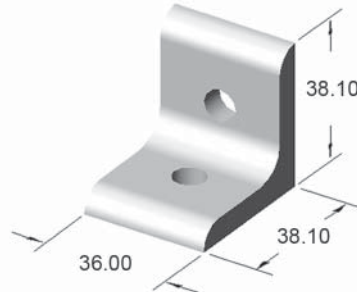
Please see the '**recommended hardware**' boxes on the following pages to be sure you have the correct fasteners and quantities for each part.



Corner Brackets

40CB4801

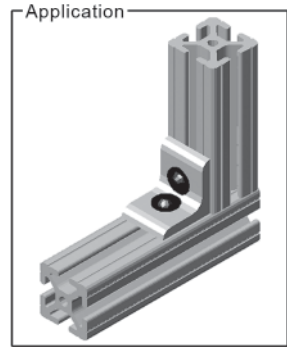
2 HOLE INSIDE CORNER BRACKET



RECOMMENDED HARDWARE

QTY	DESCRIPTION	PART NO.
2	M8 x 16mm BHSCS	13MFA3613
2	M8 x 1.25 ECONOMY T-NUT	15MFA3920

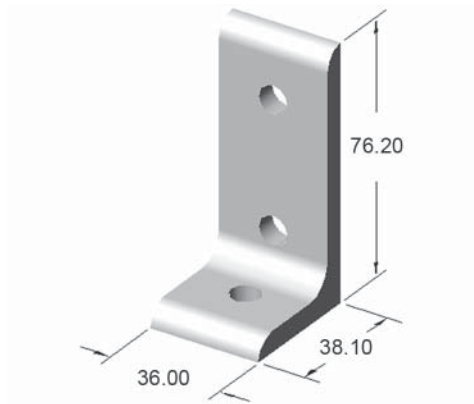
See pages 258-265 for additional fasteners & T-nuts



Part weight: .080 lbs

40CB4802

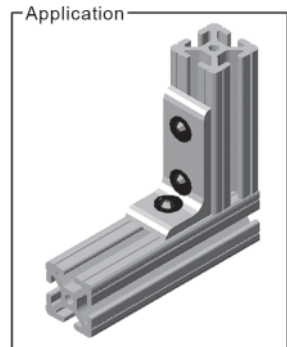
3 HOLE INSIDE CORNER BRACKET



RECOMMENDED HARDWARE

QTY	DESCRIPTION	PART NO.
3	M8 x 16mm BHSCS	13MFA3613
3	M8 x 1.25 ECONOMY T-NUT	15MFA3920

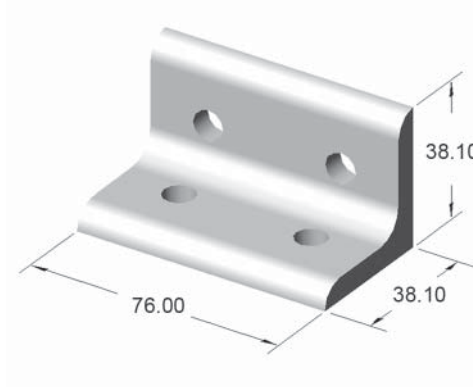
See pages 258-265 for additional fasteners & T-nuts



Part weight: .130 lbs

40CB4803


4 HOLE INSIDE CORNER BRACKET



RECOMMENDED HARDWARE

QTY	DESCRIPTION	PART NO.
4	M8 x 16mm BHSCS	13MFA3613
4	M8 x 1.25 ECONOMY T-NUT	15MFA3920

See pages 258-265 for additional fasteners & T-nuts



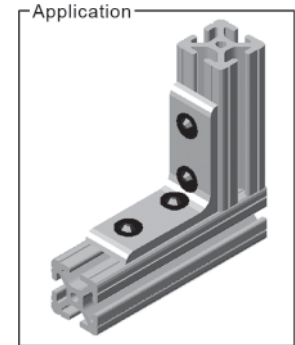
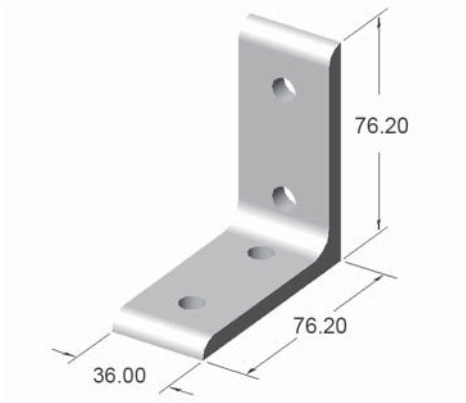
Part weight: .175 lbs



Corner Brackets

40CB4804

4 HOLE INSIDE CORNER BRACKET



Part weight: .170 lbs

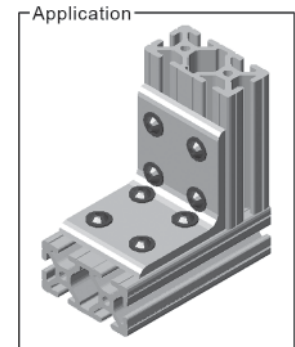
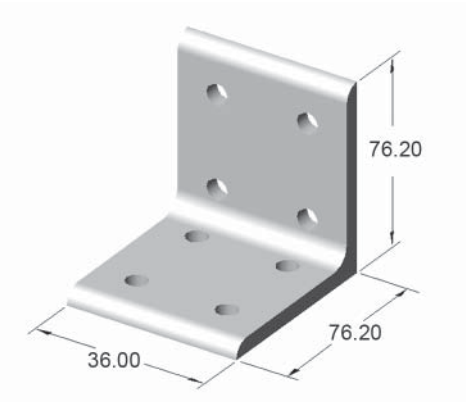
RECOMMENDED HARDWARE

QTY	DESCRIPTION	PART NO.
4	M8 x 16mm BHSCS	13MFA3613
4	M8 x 1.25 ECONOMY T-NUT	15MFA3920

See pages 258-265 for additional fasteners & T-nuts

40CB4805

8 HOLE INSIDE CORNER BRACKET



Part weight: .365 lbs

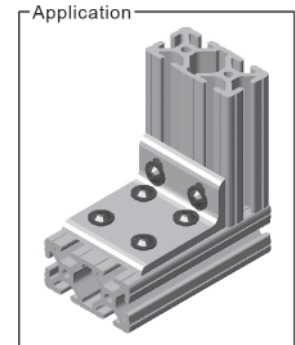
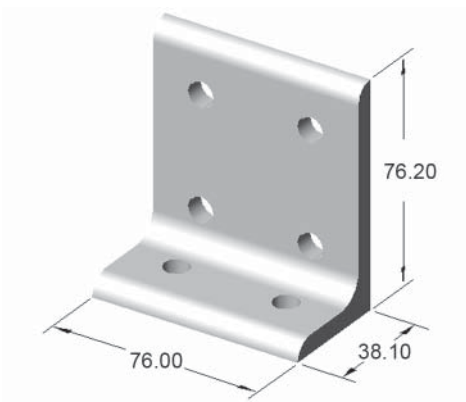
RECOMMENDED HARDWARE

QTY	DESCRIPTION	PART NO.
8	M8 x 16mm BHSCS	13MFA3613
8	M8 x 1.25 ECONOMY T-NUT	15MFA3920

See pages 258-265 for additional fasteners & T-nuts

40CB4806

6 HOLE INSIDE CORNER BRACKET



Part weight: .285 lbs

RECOMMENDED HARDWARE

QTY	DESCRIPTION	PART NO.
6	M8 x 16mm BHSCS	13MFA3613
6	M8 x 1.25 ECONOMY T-NUT	15MFA3920


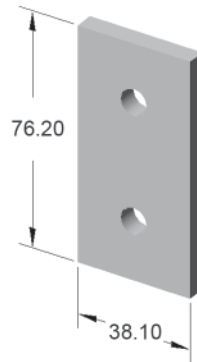
See pages 258-265 for additional fasteners & T-nuts



Joining Plates

40JP4501

2 HOLE JOINING STRIP



Part weight: .105 lbs


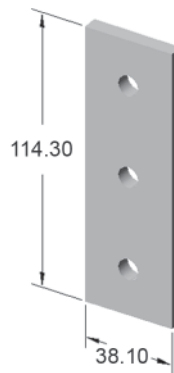
RECOMMENDED HARDWARE

QTY	DESCRIPTION	PART NO.
2	M8 x 16mm BHSCS	13MFA3613
2	M8 x 1.25 ECONOMY T-NUT	15MFA3920

See pages 258-265 for additional fasteners & T-nuts

40JP4502

3 HOLE JOINING STRIP



Part weight: .155 lbs


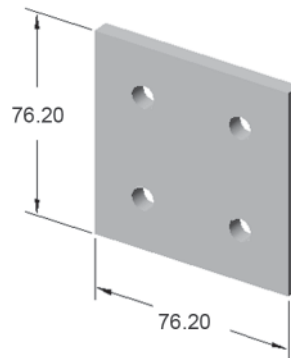
RECOMMENDED HARDWARE

QTY	DESCRIPTION	PART NO.
3	M8 x 16mm BHSCS	13MFA3613
3	M8 x 1.25 ECONOMY T-NUT	15MFA3920

See pages 258-265 for additional fasteners & T-nuts

40JP4504

4 HOLE JOINING PLATE



Part weight: .210 lbs

RECOMMENDED HARDWARE

QTY	DESCRIPTION	PART NO.
4	M8 x 16mm BHSCS	13MFA3613
4	M8 x 1.25 ECONOMY T-NUT	15MFA3920

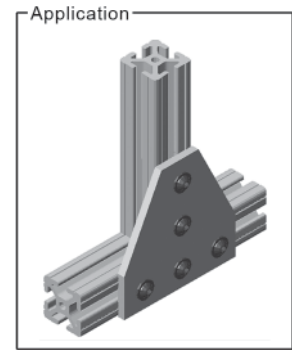
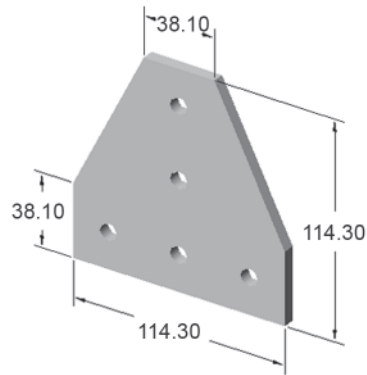
See pages 258-265 for additional fasteners & T-nuts



Joining Plates

40JP4506

5 HOLE TEE JOINING PLATE



Part weight: .370 lbs

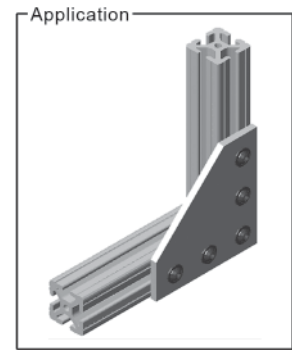
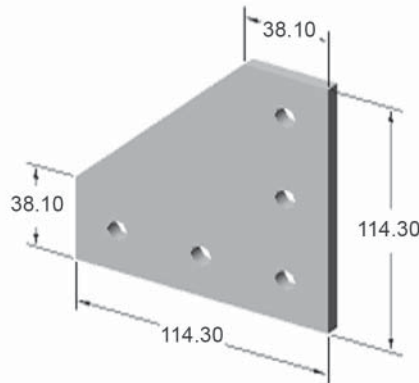
RECOMMENDED HARDWARE

QTY	DESCRIPTION	PART NO.
5	M8 x 16mm BHSCS	13MFA3613
5	M8 x 1.25 ECONOMY T-NUT	15MFA3920

See pages 258-265 for additional fasteners & T-nuts

40JP4507

5 HOLE 90° JOINING PLATE



Part weight: .375 lbs


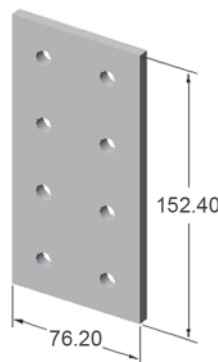
RECOMMENDED HARDWARE

QTY	DESCRIPTION	PART NO.
5	M8 x 16mm BHSCS	13MFA3613
5	M8 x 1.25 ECONOMY T-NUT	15MFA3920

See pages 258-265 for additional fasteners & T-nuts

40JP4509

8 HOLE JOINING PLATE



Part weight: .415 lbs

RECOMMENDED HARDWARE

QTY	DESCRIPTION	PART NO.
8	M8 x 16mm BHSCS	13MFA3613
8	M8 x 1.25 ECONOMY T-NUT	15MFA3920

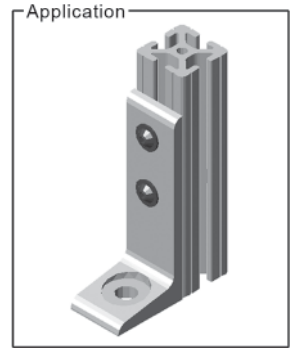
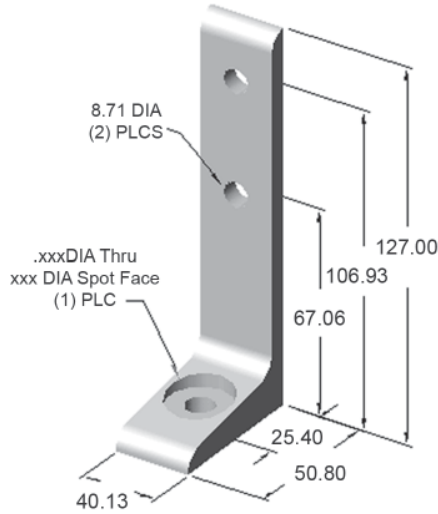
See pages 258-265 for additional fasteners & T-nuts



Floor to Frame

40FF5814

40MM FLOOR MOUNT FOOT



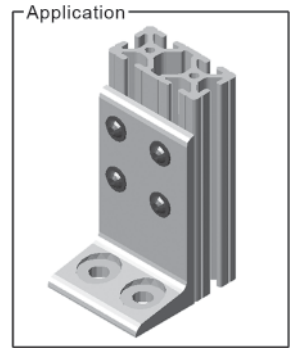
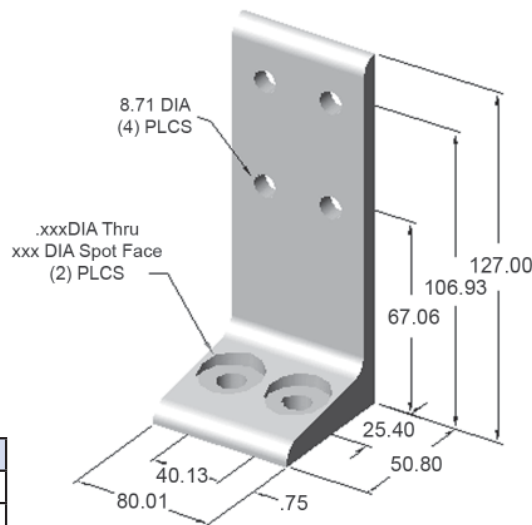
RECOMMENDED HARDWARE

QTY	DESCRIPTION	PART NO.
2	M8 x 16mm BHSCS	13MFA3613
2	M8 x 1.25 ECONOMY T-NUT	15MFA3920

See pages 258-265 for additional fasteners & T-nuts

40FF5816

80MM FLOOR MOUNT FOOT



RECOMMENDED HARDWARE

QTY	DESCRIPTION	PART NO.
4	M8 x 16mm BHSCS	13MFA3613
4	M8 x 1.25 ECONOMY T-NUT	15MFA3920

See pages 258-265 for additional fasteners & T-nuts

40BP2520

40MM x 80MM BASE PLATE

'A' TAP THRU = M8 x 1.25

40BP2521


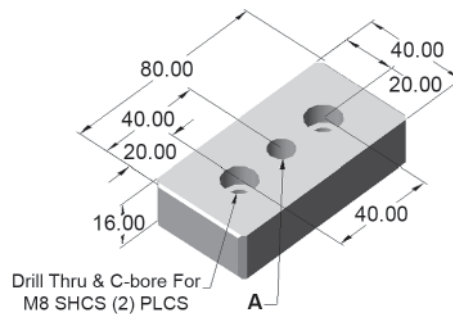
40MM x 80MM BASE PLATE

'A' TAP THRU = M10 x 1.50

40BP2522

40MM x 80MM BASE PLATE

'A' TAP THRU = M12 x 1.75

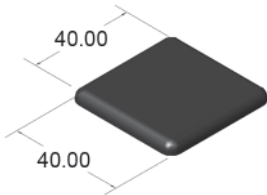




Accessories


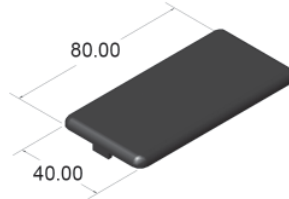
40AC7925

40MM x 40MM ENDCAP



40AC7930


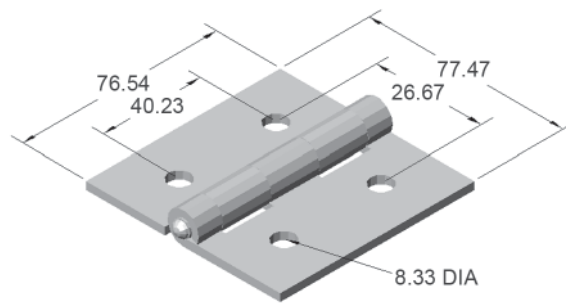
40MM x 80MM ENDCAP



40HI8530

METAL HINGE

- Black powder coated steel



RECOMMENDED HARDWARE

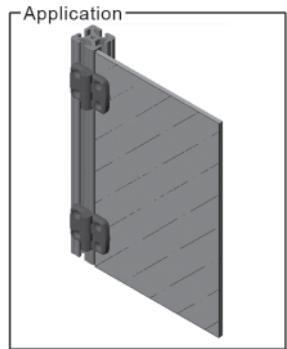
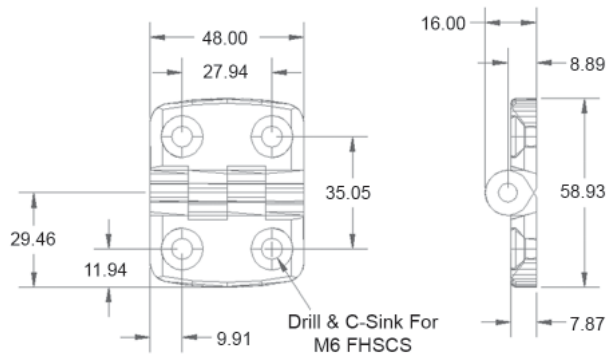
QTY	DESCRIPTION	PART NO.
4	M8 x 12mm BHSCS	13MFA3607
4	M8 x 1.25 ECONOMY T-NUT	15MFA3920

See pages 258-265 for additional fasteners & T-nuts

40HI8540

PLASTIC HINGE

- Not to be used to hinge two extrusions together




- Hardware included
- Black fiberglass reinforced nylon




T-Nut Overview

No matter what the size or scope of your project, T-Nuts will most likely be used for at least one function to complete the assembly. The following overview explains the features and benefits of each type of T-Nut.



Economy

- Cost-effective
- High Strength
- Inserted from end of extrusion




Drop-In

- High Strength
- Easy to add anywhere along the slot
- Flexible handle to assist assembly and to act as a friction point
- Extra thread engagement



Double Economy

- Cost-effective
- High Strength
- Fast assembly for brackets
- Can be rolled into slot



Drop-In w/ Alignment Ball

- High Strength
- Easy to add anywhere along the slot
- Spring-loaded ball creates snug fit and allows easy positioning




Triple Economy

- Cost-effective
- High Strength
- Fast assembly for brackets
- Can be rolled into slot




Drop-In w/ Set Screw

- High Strength
- Easy to add anywhere along the slot
- Tighten set screw for accurate positioning




Standard

- Cost-effective
- High Strength
- Extra thread engagement



Drop-In w/ Spring Leaf

- High Strength
- Easy to add anywhere along the slot
- Spring leaf holds t-nut in place



Hi-Torque

- Cost-effective
- High Strength
- Maximum thread engagement



Drop-In
(Rubber Nub)

Drop-In
(Alignment Ball)

Drop-In
(Set Screw)

Drop-In
(Spring Leaf)

Standard

Economy

Hi-Torque



15/40 Series T-Nuts

Economy T-Nuts

	Part No.	Description	Thread	Material	Tap Location	Width
	15FA3501	Economy T-Nut	5/16-18	Steel	Offset	.625
	15FA3538	Economy T-Nut	5/16-18	Steel	Centered	.625
	15FA3600	Economy T-Nut	5/16-18	Stainless	Offset	.625
	15FA3502	Double Economy T-Nut	5/16-18	Steel	Centered	.500
	15FA3520	Triple Economy T-Nut	5/16-18	Steel	Centered	.500
	15FA3506	Economy T-Nut	1/4-20	Steel	Offset	.500
	15MFA3920	Economy T-Nut	M8 x 1.25	Steel	Offset	.625
	15MFA3900	Economy T-Nut	M6 x 1.00	Steel	Offset	.625

Standard T-Nuts

	Part No.	Description	Thread	Material	Tap Location	Width
	15FA3503	Standard T-Nut	5/16-18	Steel	Offset	.625
	15FA3403	Standard T-Nut	1/4-20	Steel	Offset	.625
	15FA3513	Standard T-Nut	10-32	Steel	Offset	.625
	15FA3510	Standard T-Nut	8-32	Steel	Offset	.625
	15MFA3921	Standard T-Nut	M8 x 1.25	Steel	Offset	.625
	15MFA3925	Standard T-Nut	M5 x .8	Steel	Offset	.625

Drop-In T-Nuts

	Part No.	Description	Thread	Material	Tap Location	Width
	15FA3504	Drop-In T-Nut	5/16-18	Steel	Offset	.500
	15FA3505	Drop-In T-Nut w/ Set Screw	5/16-18	Steel	Offset	.500
	15FA3511	Drop-In T-Nut w/ Alignment Ball	5/16-18	Steel	Offset	.500
	15FA3544	Drop-In T-Nut w/ Alignment Ball (NP)	5/16-18	Steel	Offset	.500
	15FA3602	Drop-In T-Nut w/ Alignment Ball (SS)	5/16-18	Steel	Offset	.500
	15FA3522	Drop-In T-Nut w/ Spring Leaf	5/16-18	Steel	Offset	.500
	15FA3507	Drop-In T-Nut	1/4-20	Steel	Offset	.500
	15FA3405	Drop-In T-Nut w/ Set Screw	1/4-20	Steel	Offset	.500
	15FA3536	Drop-In T-Nut w/ Alignment Ball	1/4-20	Steel	Offset	.500
	15FA3540	Drop-In T-Nut w/ Alignment Ball (NP)	1/4-20	Steel	Offset	.500
	15FA3603	Drop-In T-Nut w/ Alignment Ball (SS)	1/4-20	Steel	Offset	.500
	15FA3509	Drop-In T-Nut	10-32	Steel	Offset	.500
	15FA3407	Drop-In T-Nut w/ Set Screw	10-32	Steel	Offset	.500
	15FA3534	Drop-In T-Nut w/ Alignment Ball	10-32	Steel	Offset	.500
	15FA3542	Drop-In T-Nut w/ Alignment Ball (NP)	10-32	Steel	Offset	.500
	15MFA3922	Drop-In T-Nut	M8 x 1.25	Steel	Offset	.500
	15MFA3923	Drop-In T-Nut w/ Alignment Ball	M8 x 1.25	Steel	Offset	.500
	15MFA3802	Drop-In T-Nut w/ Alignment Ball (SS)	M8 x 1.25	Steel	Offset	.500
	15MFA3902	Drop-In T-Nut	M6 x 1.0	Steel	Offset	.500
	15MFA3928	Drop-In T-Nut w/ Alignment Ball	M6 x 1.0	Steel	Offset	.500
	15MFA3803	Drop-In T-Nut w/ Alignment Ball (SS)	M6 x 1.0	Steel	Offset	.500
	15MFA3938	Drop-In T-Nut w/ Alignment Ball	M5 x .8	Steel	Offset	.500
15MFA3804	Drop-In T-Nut w/ Alignment Ball (SS)	M5 x .8	Steel	Offset	.500	


Hi-Torque T-Nuts

	Part No.	Description	Thread	Material	Tap Location	Width
	15FA3532	Hi-Torque T-Nut	5/16-18	Steel	Centered	.705
	15MFA3926	Hi-Torque T-Nut	M8 x 1.25	Steel	Centered	.705




Fasteners: 5/16-18 Thread


Button Head Socket Cap Screws (BHSCS)

	Part No.	Description	Material	Tool
	13FA3321	5/16-18 x 1/2 BHSCS	Steel	3/16 Hex
	13FA3600	5/16-18 x 1/2 BHSCS	Stainless	3/16 Hex
	13FA3322	5/16-18 x 5/8 BHSCS	Steel	3/16 Hex
	13FA3602	5/16-18 x 5/8 BHSCS	Stainless	3/16 Hex
	13FA3323	5/16-18 x 1 BHSCS	Steel	3/16 Hex
	13FA3324	5/16-18 x 1-1/4 BHSCS	Steel	3/16 Hex
	13FA3604	5/16-18 x 1-1/4 BHSCS	Stainless	3/16 Hex


Flanged Button Head Socket Cap Screws (FBHSCS)

	Part No.	Description	Material	Tool
	13FA3330	5/16-18 x 1/2 FBHSCS	Steel	3/16 Hex
	13FA3331	5/16-18 x 5/8 FBHSCS	Steel	3/16 Hex


Socket Head Cap Screws (SHCS)

	Part No.	Description	Material	Tool
	13FA3337	5/16-18 x 1/2 SHCS	Steel	1/4 Hex
	13FA3325	5/16-18 x 5/8 SHCS	Steel	1/4 Hex
	13FA3326	5/16-18 x 3/4 SHCS	Steel	1/4 Hex
	13FA3327	5/16-18 x 7/8 SHCS	Steel	1/4 Hex
	13FA3335	5/16-18 x 1 SHCS	Steel	1/4 Hex
	13FA3328	5/16-18 x 1-1/4 SHCS	Steel	1/4 Hex
	13FA3603	5/16-18 x 1-1/4 SHCS	Stainless	1/4 Hex
13FA3329	5/16-18 x 1-1/2 SHCS	Steel	1/4 Hex	


Low Head Socket Cap Screws (LHSCS)

	Part No.	Description	Material	Tool
	13FA3354	5/16-18 x 5/8 LHSCS	Steel	3/16 Hex
	13FA3710	5/16-18 x 1-1/4 LHSCS	Steel	3/16 Hex

Flat Head Socket Cap Screws (FHSCS)

	Part No.	Description	Material	Tool
	13FA3353	5/16-18 x 5/8 FHSCS	Steel	3/16 Hex
	13FA3342	5/16-18 x 3/4 FHSCS	Steel	3/16 Hex


Carriage Bolts

	Part No.	Description	Material	Tool
	13FA3708	5/16-18 x 5/8 Carriage Bolt	Steel	N/A
	13FA3612	5/16-18 x 3/4 Carriage Bolt	Steel	N/A




Fasteners: 1/4-20 Thread


Button Head Socket Cap Screws (BHSCS)

	Part No.	Description	Material	Tool
	13FA3300	1/4-20 x 1/2 BHSCS	Steel	5/32 Hex
	13FA3605	1/4-20 x 1/2 BHSCS	Stainless	5/32 Hex
	13FA3301	1/4-20 x 5/8 BHSCS	Steel	5/32 Hex
	13FA3302	1/4-20 x 3/4 BHSCS	Steel	5/32 Hex
	13FA3606	1/4-20 x 3/4 BHSCS	Stainless	5/32 Hex
	13FA3336	1/4-20 x 1 BHSCS	Steel	5/32 Hex


Flanged Button Head Socket Cap Screws (FBHSCS)

	Part No.	Description	Material	Tool
	13FA3308	1/4-20 x 3/8 FBHSCS	Steel	3/16 Hex
	13FA3309	1/4-20 x 1/2 FBHSCS	Steel	3/16 Hex
	13FA3310	1/4-20 x 3/4 FBHSCS	Steel	3/16 Hex


Socket Head Cap Screws (SHCS)

	Part No.	Description	Material	Tool
	13FA3303	1/4-20 x 1/2 SHCS	Steel	3/16 Hex
	13FA3304	1/4-20 x 5/8 SHCS	Steel	3/16 Hex
	13FA3305	1/4-20 x 3/4 SHCS	Steel	3/16 Hex
	13FA3311	1/4-20 x 7/8 SHCS	Steel	3/16 Hex
	13FA3306	1/4-20 x 1 SHCS	Steel	3/16 Hex


Low Head Socket Cap Screws (LHSCS)

	Part No.	Description	Material	Tool
	13FA3360	1/4-20 x 1/2 LHSCS	Steel	5/32 Hex
	13FA3362	1/4-20 x 1 LHSCS	Steel	5/32 Hex

Flat Head Socket Cap Screws (FHSCS)

	Part No.	Description	Material	Tool
	13FA3110	1/4-20 x 1/2 FHSCS	Steel	5/32 Hex
	13FA3111	1/4-20 x 5/8 FHSCS	Steel	5/32 Hex
	13FA3126	1/4-20 x 7/8 FHSCS	Steel	5/32 Hex
	13FA3127	1/4-20 x 1 FHSCS	Steel	5/32 Hex


Carriage Bolts

	Part No.	Description	Material	Tool
	13FA3709	1/4-20 x 3/4 Carriage Bolt	Steel	N/A




Fasteners: 3/8-16 Thread

Socket Head Cap Screws (SHCS)

	Part No.	Description	Material	Tool
	13FA3340	3/8-16 x 3/4 SHCS	Steel	5/16 Hex


Fasteners: 1/2-13 Thread

Button Head Socket Cap Screws (BHSCS)


	Part No.	Description	Material	Tool
	13FA3338	1/2-13 x 3/4 BHSCS	Steel	5/16 Hex

Fasteners: 10-32 Thread


Socket Head Cap Screws (SHCS)

	Part No.	Description	Material	Tool
	13FA3350	10-32 x 1/2 SHCS	Steel	5/32 Hex
	13FA3351	10-32 x 5/8 SHCS	Steel	5/32 Hex
	13FA3352	10-32 x 3/4 SHCS	Steel	5/32 Hex
	13FA3607	10-32 x 3/4 SHCS	Stainless	5/32 Hex

Button Head Socket Cap Screws (BHSCS)

	Part No.	Description	Material	Tool
	13FA3316	10-32 x 3/8 BHSCS	Steel	5/32 Hex
	13FA3128	10-32 x 1/2 BHSCS	Steel	5/32 Hex
	13FA3129	10-32 x 5/8 BHSCS	Steel	5/32 Hex


Flat Head Socket Cap Screws (FHSCS)

	Part No.	Description	Material	Tool
	13FA3117	10-32 x 1/2 FHSCS	Steel	5/32 Hex




Washers & Hex Nuts

Washers


	Part No.	Description	Material	Tool
	13FA3700	5/16" x .062"	Steel	N/A
	13FA3609	5/16" x .062"	Stainless	N/A
	13FA3704	5/16" x .125"	Steel	N/A
	13FA3701	1/4" x .062"	Steel	N/A
	13FA3608	1/4" x .062"	Stainless	N/A
13FA3712	1/4" x .125"	Steel	N/A	

Hex Nuts

	Part No.	Description	Material	Tool
	13FA3112	5/16-18 Hex Nut	Steel	N/A
	13FA3611	5/16-18 Hex Nut	Stainless	N/A
	13FA3113	1/4-20 Hex Nut	Steel	N/A
	13FA3610	1/4-20 Hex Nut	Stainless	N/A

Shoulder Bolts


Shoulder Bolts

	Part No.	Description	Material	Tool
	13FA3705	3/8-16 x 3/4 Shoulder Bolt	Steel	N/A
	13FA3715	3/8-16 x 3/8 Shoulder Bolt	Steel	N/A
	13FA3707	5/16-18 x 1/2 Shoulder Bolt	Steel	N/A
	13FA3716	5/16-18 x 1/4 Shoulder Bolt	Steel	N/A




Metric Fasteners: M8 x 1.25


Button Head Socket Cap Screws (BHSCS)

	Part No.	Description	Material	Tool
	13MFA3649	M8 x 12 BHSCS	Steel	M6 Hex
	13MFA3650	M8 x 14 BHSCS	Steel	M5 Hex
	13MFA3651	M8 x 16 BHSCS	Steel	M5 Hex
	13MFA3609	M8 x 20 BHSCS	Steel	M5 Hex
	13MFA3652	M8 x 25 BHSCS	Steel	M5 Hex
	13MFA3610	M8 x 30 BHSCS	Steel	M5 Hex
	13MFA3653	M8 x 40 BHSCS	Steel	M5 Hex
	13MFA3654	M8 x 50 BHSCS	Steel	M5 Hex

Socket Head Cap Screws (SHCS)


	Part No.	Description	Material	Tool
	13MFA3607	M8 x 12 SHCS	Steel	M5 Hex
	13MFA3655	M8 x 14 SHCS	Steel	M5 Hex
	13MFA3613	M8 x 16 SHCS	Steel	M5 Hex
	13MFA3615	M8 x 20 SHCS	Steel	M5 Hex
	13MFA3608	M8 x 25 SHCS	Steel	M5 Hex
	13MFA3656	M8 x 40 SHCS	Steel	M5 Hex
	13MFA3657	M8 x 50 SHCS	Steel	M5 Hex

Carriage Bolts


	Part No.	Description	Material	Tool
	13MFA3614	M8 x 25 Carriage Bolt	Steel	N/A

Metric Washers & Hex Nuts

Washers

	Part No.	Description	Material	Tool
	13MFA3622	M8 x 1.58	Steel	N/A
	13MFA3620	M6 x 1.58	Steel	N/A


Hex Nuts

	Part No.	Description	Material	Tool
	13MFA3617	M8 x 1.25	Steel	N/A
	13MFA3616	M6 x 1.0	Steel	N/A




Metric Fasteners: M6 x 1.0


Button Head Socket Cap Screws (BHSCS)

	Part No.	Description	Material	Tool
	13MFA3621	M6 x 10 BHSCS	Steel	M5 Hex
	13MFA3605	M6 x 12 BHSCS	Steel	M5 Hex
	13MFA3624	M6 x 14 BHSCS	Steel	M5 Hex
	13MFA3647	M6 x 16 BHSCS	Steel	M5 Hex
	13MFA3612	M6 x 20 BHSCS	Steel	M5 Hex
	13MFA3648	M6 x 25 BHSCS	Steel	M5 Hex

Socket Head Cap Screws (SHCS)


	Part No.	Description	Material	Tool
	13MFA3600	M6 x 12 SHCS	Steel	M5 Hex
	13MFA3602	M6 x 16 SHCS	Steel	M5 Hex
	13MFA3618	M6 x 20 SHCS	Steel	M5 Hex
	13MFA3606	M6 x 22 SHCS	Steel	M5 Hex
	13MFA3646	M6 x 25 SHCS	Steel	M5 Hex

Carriage Bolts


	Part No.	Description	Material	Tool
	13MFA3611	M6 x 2 Carriage Bolt	Steel	N/A

Metric Fasteners: M5 x .8

Button Head Socket Cap Screws (BHSCS)

	Part No.	Description	Material	Tool
	13MFA3643	M5 x 8 BHSCS	Steel	M5 Hex
	13MFA3644	M5 x 12 BHSCS	Steel	M5 Hex
	13MFA3645	M5 x 16 BHSCS	Steel	M5 Hex


Socket Head Cap Screws (SHCS)

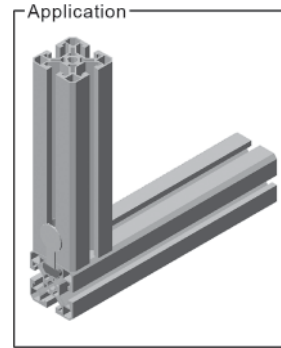
	Part No.	Description	Material	Tool
	13MFA3640	M5 x 8 SHCS	Steel	M5 Hex
	13MFA3641	M5 x 12 SHCS	Steel	M5 Hex
	13MFA3642	M5 x 16 SHCS	Steel	M5 Hex
	13MFA3619	M5 x 20 SHCS	Steel	M5 Hex





Anchor Fasteners

40 Series Anchor Fastener Assembly w/ Standard T-Nut	
Part No. 15MFAC3720 (M8 x 1.25 T-Nut)	
Very strong connection method	
Fast, easy assembly	
Corrosion resistant finish	
Zinc die casting material	
Infinite positioning along the T-slot	



Machining Required

Service No.	Description
15MA9071	15/40 Series counterbore drilling service

See page 250 for machining information

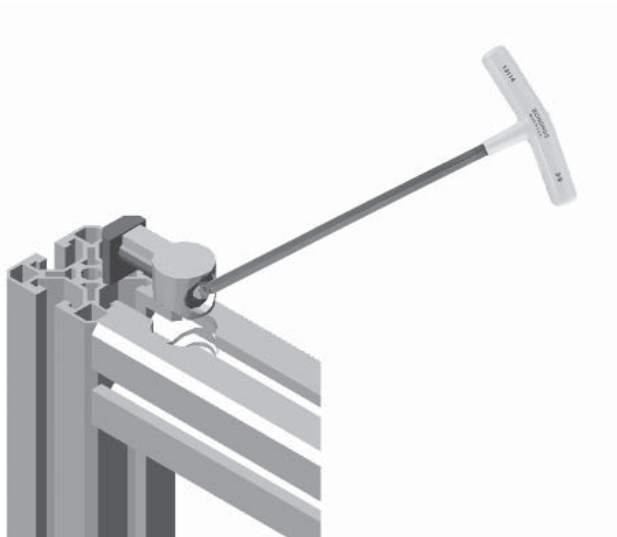
Already have the hardware? Order the anchor body separately:

Part No. **15FA3610**



Assembly Instructions


1. Insert the assembled anchor fastener into the T-slot.
2. Set the mating extrusion 90° to the joining slot.
3. Place the anchor fastener into the counterbore of the mating extrusion.
4. Be sure the extrusions are properly aligned.
5. Tighten the anchor fastener with a ball end hex wrench.





End Fasteners

40 Series End Fastener Assembly	
Part No. 15MFAC3710 (M8 x 25 screw)	
Strong 90° connection	
Ideal for tight spacing	
Creates a clean, hidden appearance	



Machining Required


Service No.	Description
(multiple)	End tap services - see pg. 247
(multiple)	Access hole services - see pg. 249

Assembly Instructions

1. Set the clip on the extrusion end over the tapped hole.
2. Thread the bolt into the hole, but do not fully tighten at this time.
3. Slide the bottom T-slot onto the clip of the mating extrusion.
4. Line up the access hole with the head of the bolt.
5. Tighten the end fastener with a ball end hex wrench.

Already have the hardware? Order the end clip separately:

Part No. **15FA3615**



Word Index

Access Hole (machining service)		
15 Series.....	31	
10 Series.....	172	
40 Series.....	251	
Anchor Fastener		
15 Series.....	45	
10 Series.....	182	
40 Series.....	268	
Base Plate		
15 Series.....	120	
10 Series.....	238	
40 Series.....	258	
Bracket,		
Gusset Corner Bracket		
15 Series.....	57	
10 Series.....	194	
90° Corner Bracket		
15 Series.....	51	
10 Series.....	157	
40 Series.....	254	
Butt Fastener		
15 Series.....	46	
10 Series.....	182	
Caster.....	132	
Corner Bracket (see 'Bracket')		
Counterbore (machining service)		
15 Series.....	30	
10 Series.....	171	
40 Series.....	250	
Cover,		
Anti-Skid.....	104	
T-Slot		
15 Series.....	104	
10 Series.....	229	
Deadbolt Latch (see 'Latch')		
Door Seal.....	105	
Drawer.....	152	
Drill Jig		
15 Series.....	117	
10 Series.....	235	
Drop-In T-Nut (see T-Nut)		
End Cap		
15 Series.....	102	
10 Series.....	228	
40 Series.....	259	
End Fastener		
15 Series.....	47	
10 Series.....	183	
40 Series.....	269	
Extrusion Profiles		
15 Series.....	15	
10 Series.....	161	
40 Series.....	247	
Floor Mount Base Plate		
15 Series.....	128	
10 Series.....	244	
Floor Mount Foot		
15 Series.....	125	
10 Series.....	242	
40 Series.....	258	
Gasket,		
Panel		
15 Series.....	105	
10 Series.....	229	
Plastic		
15 Series.....	105	
Door		
15 Series.....	105	
Gusset Corner Bracket (see 'Bracket')		
Handle,		
Plastic Door.....	146	
Ratcheting		
15 Series.....	97	
10 Series.....	225	
Locking/Non-Locking Door		
15 Series.....	106	
10 Series.....	234	
13 Series.....	147	
Hinge,		
Plastic		
15 Series.....	76	
Nylon		
15 Series.....	79	
10 Series.....	211	
13 Series.....	81	
Aluminum		
15 Series.....	78	
10 Series.....	210	
13 Series.....	81	
Lift-Off		
15 Series.....	78	
10 Series.....	210	
13 Series.....	81	
Butt		
15 Series.....	76	
10 Series.....	208	
Pivot		
15 Series.....	77	
10 Series.....	219	
Joining Plate		
15 Series.....	61	
10 Series.....	197	
40 Series.....	256	
Joining Strip		
15 Series.....	60	
10 Series.....	196	
40 Series.....	257	

Latch,	
Ball	
15 Series.....	107
10 Series.....	230
Deadbolt	
15 Series.....	107
10 Series.....	231
Magnetic	
15 Series.....	108
10 Series.....	228
Slam	
15 Series.....	106
Leveling Foot.....	136
Linear Bearing	
15 Series.....	91
10 Series.....	223
Linear Guide Profile.....	17
Living Pivot Hinge (see 'Hinge')	
Machining Services	
15 Series.....	29
10 Series.....	169
40 Series.....	249
Magnetic Latch (see 'Latch')	
Manifold	
15 Series.....	114
Mesh (see 'Panels')	
Mesh Retainer (see 'Retainer')	
Miter Cut	
15 Series.....	33
10 Series.....	124
40 Series.....	252
Panel Mount Block	
15 Series.....	110
10 Series.....	231
Panel Retainer (see Retainer)	
Panel,	
Polycarbonate.....	137
PVC	137
Wire Mesh	137
Pivot Nub	
15 Series.....	83
10 Series.....	214
Polycarbonate Panel (see 'Panel')	
PVC Panel (see 'Panel')	
Retainer,	
Mesh	
15 Series.....	112
10 Series.....	233
Panel	
15 Series.....	112
10 Series.....	232
Rubber Stop.....	143
....	
Slam Latch (see latch)	
Supports, 45°	
15 Series.....	73
10 Series.....	205
T-Anchor Fastener.....	44
T-Nut	
15 Series.....	36
10 Series.....	176
40 Series.....	261
Tool Hanger	
15 Series.....	117
10 Series.....	230
Tools.....	159
T-Slotted Extrusions	
15 Series.....	15
10 Series.....	161
40 Series.....	247
Wheel, Roller	
15 Series.....	98
10 Series.....	225
Wire Mesh (see 'Panel')	

Part Number Index

Part Number	Page
10AC7400	235
10AC7401	235
10AC7402	235
10AC7630	228
10AC7632	228
10AC7634	228
10AC7730	228
10AC7732	228
10AC7734	228
10AC7736	228
10AC7750	229
10AC7751	229
10AC7752	229
10AC7753	229
10AC7760	230
10AC7762	231
10AC7768	231
10AC7800	229
10AC7806	233
10AC7807	231
10AC7810	232
10AC7814	232
10AC7817	233
10AC7850	229
10AC7855	229
10AC7901	156
10AC7902	156
10AC7950	234
10AC7953	234
10AC7955	234
10AC7957	234
10AC7976	230
10AC7980	230
10BP2560	240
10BP2564	240
10BP2565	240
10BP2566	240
10BP2567	240
10BP2568	240
10BP2569	240
10BP2570	241
10BP2571	241
10BP2572	241
10BP2573	241
10BP2575	239
10BP2576	239

Part Number	Page
10BP2577	239
10BP2578	239
10BP2579	240
10BP2588	238
10BP2589	238
10CB4100	187
10CB4101	194
10CB4102	188
10CB4103	188
10CB4104	188
10CB4105	194
10CB4106	189
10CB4107	195
10CB4108	194
10CB4110	189
10CB4111	191
10CB4112	191
10CB4113	192
10CB4114	192
10CB4115	192
10CB4117	193
10CB4118	193
10CB4119	193
10CB4120	195
10CB4121	189
10CB4221	187
10CB4222	190
10CB4223	190
10CB4224	191
10CB4225	190
10CB4226	187
10EX1010	162
10EX1020	162
10EX1030	162
10EX2020	163
10EX2040	163
10FA3100	177
10FA3101	177
10FA3102	177
10FA3103	177
10FA3104	177
10FA3121	177
10FA3122	177
10FA3123	177
10FA3124	177
10FA3125	177

Part Number	Page
10FA3128	177
10FA3129	177
10FA3130	177
10FA3700	182
10FA3705	183
10FAC3750	182
10FAC3755	183
10FAC3757	182
10FF5611	242
10FF5612	242
10FF5613	243
10FF5614	243
10FF5820	244
10FF5821	244
10FF5823	245
10FF5824	245
10HI7810	211
10HI7820	211
10HI7821	211
10HI7846	210
10HI7847	210
10HI7848	210
10HI8215	208
10HI8216	208
10HI8260	209
10HI8262	209
10HI8300	216
10HI8302	216
10HI8304	217
10HI8306	214
10HI8308	214
10HI8310	214
10HI8312	215
10HI8313	217
10HI8315	215
10HI8317	216
10HI8320	217
10HI8321	219
10HI8322	219
10HI8323	219
10HI8324	219
10HI8325	219
10HI8326	219
10HI8327	219
10HI8328	219
10HI8329	220

Part Number	Page
10HI8330	220
10HI8331	220
10HI8332	220
10HI8333	220
10HI8334	220
10HI8335	220
10HI8336	220
10HI8337	220
10HI8338	215
10HI8339	219
10HI8350	218
10HI8351	218
10HI8352	218
10HI8353	221
10HI8355	221
10HI8357	221
10HI8359	221
10HI8361	221
10HI8363	221
10HI8365	221
10HI8367	221
10HI8370	221
10HI8372	221
10JP4201	196
10JP4202	196
10JP4203	198
10JP4204	199
10JP4205	198
10JP4207	199
10JP4208	197
10JP4209	200
10JP4210	203
10JP4211	204
10JP4212	202
10JP4213	196
10JP4214	200
10JP4215	202
10JP4216	199
10JP4217	201
10JP4218	201
10JP4220	201
10JP4225	200
10JP4226	198
10JP4227	202
10JP4228	203
10JP4229	197

Part Number	Page
10JP4230	197
10JP4231	203
10LM8404	225
10LM8420	225
10LM8430	225
10LM8440	224
10LM8442	224
10MA9000	170
10MA9001	170
10MA9002	170
10MA9003	170
10MA9004	170
10MA9010	170
10MA9020	172
10MA9021	172
10MA9022	172
10MA9025	174
10MA9026	174
10MA9027	174
10MA9030	174
10MA9031	174
10MA9032	174
10MA9033	174
10MA9034	174
10MA9035	171
10MA9051	170
10MA9052	170
10MA9053	170
10MA9054	170
10MA9055	170
10MA9056	170
10MA9057	170
10MA9058	170
10MA9059	170
10MA9072	173
10MA9083	174
10MA9084	174
10MA9085	174
10MA9088	174
10MFA3125	177
10MFA3201	177
10MFA3202	177
10MFA3203	177
10MFA3206	177
10MFA3207	177
10MFA3925	177

Part Number	Page
10SP1801	205
10SP1802	205
10SP1803	205
10SP1811	205
10SP1812	205
10SP1813	205
10SS7000	154
10SS7001	154
10SS7002	154
10SS7003	154
10SS7004	155
10SS7007	154
10SS7008	154
10SS7009	154
10SS7011	154
10SS7012	154
10SS7013	154
10SS7014	154
10SS7015	154
10SS7016	154
10SS7017	154
10SS7018	154
10SS7021	154
10SS7022	154
10SS7023	156
13AC2101	153
13AC2102	153
13AC7202	153
13AC7203	153
13AC7204	153
13AC7205	153
13AC7206	153
13AC7207	153
13AC7208	153
13AC7209	153
13AC7210	153
13AC7268	143
13AC7300	146
13AC7301	146
13AC7302	146
13AC7303	147
13AC7305	146
13AC7312	147
13AC7315	148
13AC7326	147
13AC7327	148

Part Number	Page
13AC7358	148
13AC7364	149
13AC7370	158
13AC7372	159
13AC7460	152
13AC7461	152
13AC7462	152
13AC7463	152
13AC7500	142
13AC7501	142
13AC7502	142
13AC7503	142
13AC7504	142
13AC7505	142
13AC7506	142
13AC7507	142
13AC7508	142
13AC7509	142
13AC7510	142
13AC7511	142
13AC7600	151
13AC7601	150
13AC7602	150
13AC7607	151
13AC7609	151
13AC7670	153
13AC7702	141
13AC7720	157
13AC7722	157
13AC7730	157
13AC7732	141
13AC7734	141
13AC7800	149
13AC7802	150
13AC7803	150
13AC7816	143
13AC8700	143
13CA8100	132
13CA8101	132
13CA8102	132
13CA8103	132
13CA8104	134
13CA8105	134
13CA8106	134
13CA8107	134
13CA8108	133

Part Number	Page
13CA8110	133
13CA8113	133
13CA8114	133
13CA8115	132
13CA8116	132
13CA8118	135
13CA8120	135
13CA8124	135
13CA8145	134
13CB5000	144
13CB5001	144
13CB5002	144
13FA3110	39
13FA3111	39
13FA3112	41
13FA3113	41
13FA3117	40
13FA3126	39
13FA3127	39
13FA3128	40
13FA3129	40
13FA3300	39
13FA3301	39
13FA3302	39
13FA3303	39
13FA3304	39
13FA3305	39
13FA3306	39
13FA3308	39
13FA3309	39
13FA3310	39
13FA3311	39
13FA3316	40
13FA3321	38
13FA3322	38
13FA3323	38
13FA3324	38
13FA3325	38
13FA3326	38
13FA3327	38
13FA3328	38
13FA3329	38
13FA3330	38
13FA3331	38
13FA3335	38
13FA3336	39

Part Number	Page
13FA3337	38
13FA3338	40
13FA3340	40
13FA3342	38
13FA3350	40
13FA3351	40
13FA3352	40
13FA3353	38
13FA3354	38
13FA3360	39
13FA3362	39
13FA3600	38
13FA3602	38
13FA3603	38
13FA3604	38
13FA3605	39
13FA3606	39
13FA3607	40
13FA3608	41
13FA3609	41
13FA3610	41
13FA3611	41
13FA3612	38
13FA3700	41
13FA3701	41
13FA3704	41
13FA3708	38
13FA3709	39
13FA3710	38
13FA3712	41
13FF8113	136
13FF8114	136
13FF8115	136
13FF8116	136
13FF8117	136
13FF8118	136
13FF8119	136
13FF8120	136
13FF8122	136
13FF8126	136
13FF8128	136
13FF8129	136
13FF8131	136
13FF8132	136
13FF8133	136
13HI8100	81

Part Number	Page
13HI8101	81
13HI8104	81
13HI8106	80
13HI8107	80
13HI8108	80
13JP6000	145
13JP6001	145
13JP6002	145
13MA9070	154
13MA9071	154
13MA9080	139
13MA9081	139
13MA9086	139
13MA9088	139
13MA9089	139
13MA9090	139
13MA9091	139
13MA9092	139
13MA9093	139
13MA9094	139
13MA9100	173
13MFA3600	43
13MFA3602	43
13MFA3605	43
13MFA3606	43
13MFA3607	42
13MFA3608	42
13MFA3609	42
13MFA3610	42
13MFA3611	43
13MFA3612	43
13MFA3613	42
13MFA3614	42
13MFA3615	42
13MFA3616	42
13MFA3617	42
13MFA3618	43
13MFA3619	43
13MFA3620	42
13MFA3621	43
13MFA3622	42
13MFA3640	43
13MFA3641	43
13MFA3642	43
13MFA3643	43
13MFA3644	43

Part Number	Page
13MFA3645	43
13MFA3646	43
13MFA3649	42
13MFA3650	42
13MFA3651	42
13MFA3652	42
13MFA3653	42
13MFA3654	42
13MFA3655	42
13MFA3656	42
13MFA3657	42
13PA8309	137
13PA8310	137
13PA8311	137
13PA8312	137
13PA8313	137
13PA8314	137
13PA8320	137
13PA8321	137
13PA8322	137
13PA8324	137
13PA8326	137
13PA8340	137
13PA8341	137
13PA8342	137
13PA8343	137
13PA8344	137
13PA8345	137
13PA8346	137
13PA8347	137
13PA8380	137
13PA8382	137
13PA8384	137
13PA8386	137
13SS8001	156
13TL1201	159
13TL1202	159
13TL1203	159
13TL1206	159
13TL1207	159
13TL1208	159
13TL1210	159
13TL1301	159
13TL1302	159
13TL1303	159
13TL1306	159

Part Number	Page
13TL1307	159
13TL1308	159
13TL1401	159
13TL1402	159
13TL1501	159
13TL1502	159
13TL1801	159
13TL1802	159
15AC7105	112
15AC7110	109
15AC7113	109
15AC7117	112
15AC7118	113
15AC7119	113
15AC7305	116
15AC7310	105
15AC7500	117
15AC7501	117
15AC7502	117
15AC7825	102
15AC7830	102
15AC7832	103
15AC7840	102
15AC7842	102
15AC7844	103
15AC7919	103
15AC7925	102
15AC7930	102
15AC7932	103
15AC7934	102
15AC7940	102
15AC7942	102
15AC7944	103
15AC7946	103
15AC7950	106
15AC7951	106
15AC7953	106
15AC7955	106
15AC7956	106
15AC7957	106
15AC7958	106
15AC7962	106
15AC7972	116
15AC7976	108
15AC7980	108
15AC8702	110

Part Number	Page
15AC8705	110
15AC8706	114
15AC8707	114
15AC8708	115
15AC8709	114
15AC8710	115
15AC8711	115
15AC8712	114
15AC8713	114
15AC8714	114
15AC8715	115
15AC8716	115
15AC8717	115
15AC8727	116
15AC8745	107
15AC8748	110
15AC8750	104
15AC8751	104
15AC8752	104
15AC8753	104
15AC8758	117
15AC8760	117
15AC8762	107
15AC8768	107
15AC8770	105
15AC8776	104
15AC8778	104
15AC8780	156
15AC8781	156
15AC8782	105
15AC8800	113
15AC8801	111
15AC8802	111
15AC8850	108
15AC8852	108
15BP2500	120
15BP2501	120
15BP2502	121
15BP2503	121
15BP2550	122
15BP2551	122
15BP2552	123
15BP2553	124
15BP2561	122
15BP2562	122
15BP2563	123

Part Number	Page
15BP2564	122
15BP2580	122
15BP2583	123
15BP2584	123
15BP2585	123
15BP2587	123
15BP2588	124
15BP2589	124
15BP2590	124
15CB4000	51
15CB4001	51
15CB4002	51
15CB4003	52
15CB4004	52
15CB4005	52
15CB4801	53
15CB4802	53
15CB4803	53
15CB4804	54
15CB4805	54
15CB4806	54
15CB4808	55
15CB4811	55
15CB4812	55
15CB4813	56
15CB4815	56
15CB4816	56
15CB4840	57
15CB4841	57
15CB4842	57
15CB4843	58
15CB4844	58
15CB4846	58
15CB4850	59
15CB4870	59
15EX1515	16
15EX1515L	16
15EX1515UL	16
15EX1530	18
15EX1530L	18
15EX1545L	18
15EX3030	19
15EX3030L	19
15EX3060	19
15FA3403	37
15FA3405	37

Part Number	Page
15FA3407	37
15FA3501	37
15FA3502	37
15FA3503	37
15FA3504	37
15FA3505	37
15FA3506	37
15FA3507	37
15FA3509	37
15FA3510	37
15FA3511	37
15FA3513	37
15FA3520	37
15FA3522	37
15FA3532	37
15FA3534	37
15FA3536	37
15FA3538	37
15FA3540	37
15FA3542	37
15FA3544	37
15FA3600	37
15FA3602	37
15FA3603	37
15FA3610	45
15FA3615	47
15FA3620	28
15FAC3865	47
15FAC3880	45
15FAC3882	46
15FAC3884	46
15FAC3886	46
15FAC3890	44
15FAC3894	46
15FF5814	125
15FF5815	127
15FF5816	125
15FF5818	127
15FF5822	125
15FF5824	125
15FF5830	128
15FF5833	129
15FF5835	128
15FF5838	129
15FF5850	130
15HI8514	76

Part Number	Page
15HI8515	77
15HI8518	76
15HI8527	76
15HI8550	77
15HI8560	82
15HI8562	82
15HI8700	77
15HI8704	79
15HI8712	77
15HI8725	79
15HI8726	79
15HI8755	78
15HI8756	78
15HI8757	78
15HI8800	83
15HI8802	84
15HI8803	83
15HI8805	84
15HI8806	85
15HI8808	86
15HI8810	86
15HI8812	85
15HI8814	85
15HI8816	83
15HI8820	89
15HI8821	89
15HI8822	89
15HI8823	89
15HI8824	89
15HI8825	89
15HI8826	89
15HI8827	89
15HI8828	89
15HI8829	88
15HI8830	88
15HI8831	88
15HI8832	88
15HI8833	88
15HI8834	88
15HI8835	88
15HI8836	88
15HI8837	88
15HI8850	86
15HI8852	84
15HI8860	87
15HI8861	87

Part Number	Page
15HI8862	87
15HI8863	90
15HI8865	90
15HI8867	90
15HI8869	90
15HI8871	90
15HI8873	90
15HI8879	90
15HI8881	90
15HI8883	90
15HI8885	90
15JP4500	60
15JP4501	60
15JP4502	60
15JP4503	61
15JP4504	61
15JP4505	61
15JP4506	62
15JP4507	62
15JP4508	62
15JP4509	63
15JP4510	63
15JP4511	63
15JP4512	64
15JP4513	64
15JP4514	64
15JP4515	65
15JP4516	65
15JP4517	65
15JP4518	66
15JP4519	66
15JP4520	66
15JP4521	67
15JP4522	67
15JP4523	67
15JP4524	68
15JP4525	68
15JP4526	68
15JP4527	69
15JP4528	69
15JP4529	69
15JP4530	70
15JP4531	70
15JP4532	70
15JP4533	71
15JP4534	71

Part Number	Page
15JP4535	71
15JP4536	72
15JP4537	72
15JP4538	72
15LG1515L	17
15LG1530L	17
15LM8506	98
15LM8520	97
15LM8530	98
15LM8532	98
15LM8536	98
15LM8540	97
15LM8543	99
15LM8544	99
15LM8545	99
15LM8546	99
15LM8560	96
15LM8562	96
15LM8570	94
15LM8572	94
15LM8574	94
15LM8576	95
15LM8578	95
15LM8580	95
15MA9006	28
15MA9007	28
15MA9008	28
15MA9009	28
15MA9011	28
15MA9041	28
15MA9046	28
15MA9047	28
15MA9050	28
15MA9051	28
15MA9052	28
15MA9053	28
15MA9054	28
15MA9055	28
15MA9056	28
15MA9057	28
15MA9058	28
15MA9059	28
15MA9060	31
15MA9061	31
15MA9062	33
15MA9063	33

Part Number	Page
15MA9064	33
15MA9065	33
15MA9066	33
15MA9067	33
15MA9068	33
15MA9069	33
15MA9071	30
15MA9072	32
15MA9073	31
15MA9074	44
15MA9077	28
15MA9078	28
15MA9079	28
15MA9083	33
15MA9084	33
15MA9085	33
15MFA3802	37
15MFA3803	37
15MFA3804	37
15MFA3900	37
15MFA3902	37
15MFA3920	37
15MFA3921	37
15MFA3922	37
15MFA3923	37
15MFA3925	37
15MFA3926	37
15MFA3928	37
15MFA3938	37
15MFAC3710	47
15MFAC3720	45
15QE1515	20
15QE1515L	20
15QE1515UL	20
15QE1517L	21
15QE1530	21
15QE1530L	21
15QE3030	22
15QE3030L	22
15QE3060	22
15QEA1515L	23
15QEB1515L	23
15QEM1515L	23
15SM1515	24
15SM1515L	24
15SM1530	24

Part Number	Page
15SM1530L	25
15SM3030	25
15SP1850	73
15SP1851	73
15SP1852	73
15SP1853	73
15SP1854	73
15SP1855	73
15SP1856	73
15SP1857	73
15SP1860	73
15SP1861	73
15SP1862	73
15SP1863	73
15SP1865	73
15SP1866	73
15SP1867	73
15SP1868	73
15SP1870	73
15SP1871	73
15SP1872	73
15SP1873	73
15SP1874	73
15SP1875	73
15SP1876	73
15SP1877	73
15SP1878	73
15SP1879	73
15SP1880	73
15SP1881	73
15SP1882	73
15SP1883	73
15SP1884	73
15SS8000	154
15SS8001	154
15SS8002	154
15SS8003	154
15SS8004	155
15SS8005	155
15SS8008	154
15SS8009	154
15SS8010	154
15SS8011	154
15SS8012	154
15SS8015	154
15SS8016	154

Part Number	Page
15SS8018	154
15SS8019	156
15SS8020	154
15SS8035	154
15SS8043	156
15SS8045	155
15SS8046	155
15SS8049	157
10QE1010	164
10QE1012	166
10QE1020	166
10QE1030	167
10QE2020	167
10QEA1010	165
10QEB1010	165
10QEM1010	164
40AC7925	259
40AC7930	259
40BP2520	258
40BP2521	258
40BP2522	258
40CB4801	254
40CB4802	254
40CB4803	254
40CB4804	255
40CB4805	255
40CB4806	255
40QE4040UL	248
40QE4080UL	248
40FF5814	258
40FF5816	258
40HI8530	259
40HI8540	259
40JP4501	256
40JP4502	256
40JP4504	256
40JP4506	257
40JP4507	257
40JP4509	257

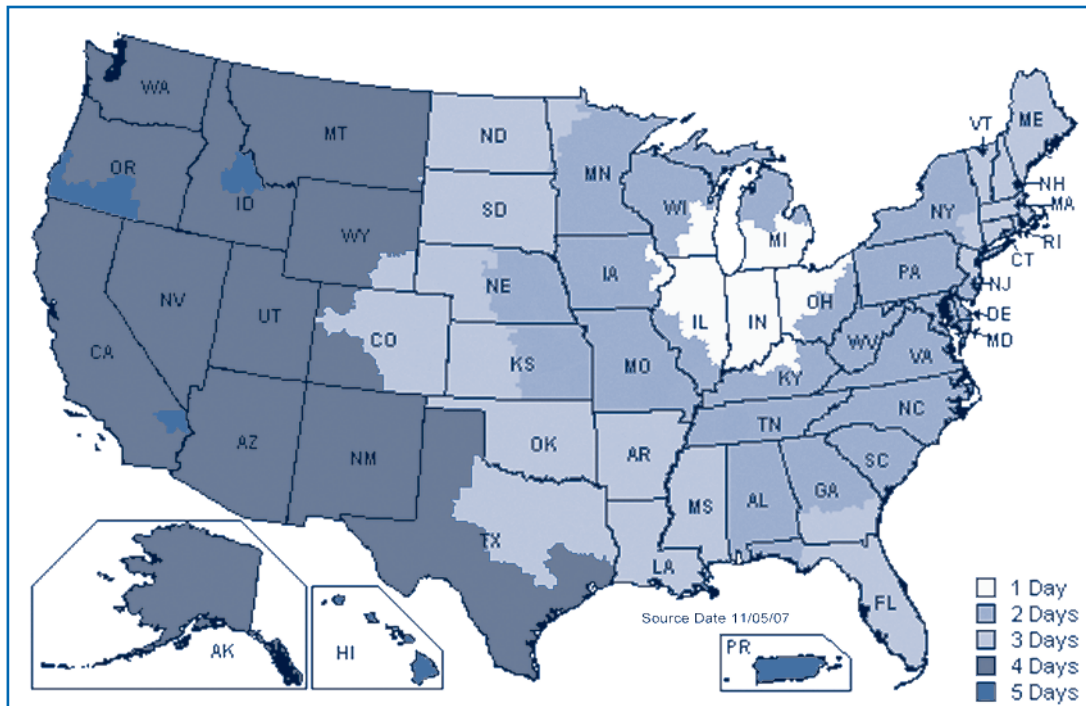
* Non-stock Parts

Please call Faztek for lead-time information on all non-stock parts listed in this catalog.

Phone: 260.482.7544

Toll-Free: 877.FAZTEK.4U
(329.8354)

Standard UPS Delivery Map



UPS and the UPS brandmark are registered trademarks that are used with permission by its owner, United Parcel Service of America, Inc. All rights reserved.

Shipping Information

Faztek has strong relationships with several reliable shipping carriers. Please call Faztek for carrier recommendations.

1. Small Packages:

Guidelines for shipping via UPS

- Any package shorter than 100"
- No skids
- 150 lbs per box maximum
- Any panel(s) with a girth size of less than 130"
Girth = length + (width * 2) + (height * 2)

2. LTL Carriers

Guidelines for shipping via LTL

- Skids under 120" x 90" x 86"
- No skids taller than the width of the skid

Notes

Notes
